



UNC ASHEVILLE MEN'S BASKETBALL

CONTACT: Brian Hand • CELL: (803) 646-9716 • EMAIL: bhand1@unca.edu

WEBSITE: www.UNCABULLDOGS.com • ADDRESS: Justice Center, CP0 #2600 One University Heights, Asheville, NC, 28804

2018-19 SCHEDULE/RESULTS

Overall: 1-6 (0-0 Big South Conference)

Home: 1-1 / Away: 0-3 / Neutral: 0-2

November		
8	St. Andrews	W, 87-47
13	at NC State	L, 49-100
16	at Northern Kentucky#	L, 50-77
17	Coastal Carolina#	L, 52-78
18	Manhattan#	L, 38-54
25	Furman	L, 51-65

December		
1	at UT Martin	L, 70-87
4	at Auburn	8 p.m.
8	Western Carolina	5:30 p.m.
15	at Wofford	7 p.m.
18	at Stetson	7 p.m.
21	Milligan	2 p.m.
29	Fayetteville State	2 p.m.
31	at Vanderbilt	1 p.m.

January		
5	Winthrop*	2 p.m.
10	at Longwood*	7 p.m.
12	at Hampton*	2 p.m.
16	Campbell*	7 p.m.
19	Radford*	4:30 p.m.
21	at Winthrop*	2 p.m.
26	at High Point*	2 p.m.
30	USC Upstate*	7 p.m.

February		
2	at Gardner-Webb*	2 p.m.
7	at Presbyterian College*	7 p.m.
9	Charleston Southern*	2 p.m.
13	at USC Upstate*	7 p.m.
21	Gardner-Webb*	7 p.m.
23	Presbyterian College*	4:30 p.m.
27	at Charleston Southern*	7:30 p.m.

March		
2	High Point*	4:30 p.m.

All game times are Eastern Standard Time and subject to change

BOLD - Held In Kimmel Arena

* - Big South Conference Game

- KEMI Northern Kentucky Basketball Classic



Teams: UNC Asheville (1-6)

Auburn (6-1)

Location: Auburn, Ala./Auburn Arena

Date/Time: Tuesday, Dec. 4/8 p.m. EST

TV: SEC Network

Talent - Tom Hart (Play-by-Play), Sean Harrington (Analyst)

Live Stats: uncabulldogs.com

Twitter: @UNCAvIMBB #IWWD #ThePursuit

BULLDOG BITES

UP NEXT: UNC Asheville will travel to No. 8/9 Auburn on Tuesday, Dec. 4. The matchup will mark UNC Asheville's first trip back to Auburn since picking up a 70-69 win over the Tigers in overtime on Friday, Nov. 13, 2010. The Bulldog victory came in the inaugural game in Auburn Arena. This year's matchup with Auburn is slated for an 8 p.m. EST start on Dec. 4. The game will be televised nationally on the SEC Network.

SERIES: In a series that began in 1998, UNC Asheville and Auburn will be meeting for the fourth time on Tuesday. Auburn holds a slight 2-1 all-time series lead over Asheville.

BABY BULLDOGS: It is believed through current NCAA research that the Bulldogs are the youngest team in the country. In UNC Asheville's first seven games of the 2018-19 season, 72 percent (1,011 of 1,400) of UNC Asheville's total minutes as a team have been played by freshmen. The top four in total minutes for the Bulldogs are all freshmen



Follow UNC Asheville men's basketball on social media

@UNCAvIMBB

UNC ASHEVILLE, PLEASE
On first reference it is acceptable
to use UNC ASHEVILLE.
Please do not use UNCA or UNC-A
when referring to UNC Asheville

UNC ASHEVILLE POSSIBLE STARTERS

No.	Name	Yr.	Pos.	Ht./Wt.	Hometown	2018-19 Stats
1	Cress Worthy	Fr.	G	6-2/170	Gastonia, N.C.	5.6 ppg, 4.3 rpg, 2.9 apg
3	Tajion Jones	Fr.	G	6-5/185	Oak Ridge, Tenn.	10.9 ppg, 2.9 rpg, 1.1 apg
20	DeVon Baker	Fr.	G	6-2/190	Dayton, Ohio	15.6 ppg, 3.1 rpg, 2.3 apg
22	Coty Jude	Fr.	F	6-9/185	Fort Gay, W.Va.	9.4 ppg, 4.1 rpg, 1.1 apg
34	Jeremy Peck	So.	F	6-9/240	Houston, Texas	4.3 ppg, 5.1 rpg, 0.6 apg

Follow UNC Asheville athletics on social media:



/UNCAvIBulldogs



@UNCAvIBulldogs

#IWWD

2018-19 UNC ASHEVILLE ROSTER

No.	Name	Cl.	Pos.	Ht.	Wt.	Hometown/High School
0	Donovan Gilmore	Sr.	F	6-7	210	Greensboro, N.C./ Wesleyan Christian Academy
1	Cress Worthy	Fr.	G	6-2	170	Gastonia, N.C./Beckley Prep
3	Tajion Jones	R-Fr.	G	6-5	185	Oak Ridge, Tenn./Oak Ridge High School
4	L.J Thorpe	R-Fr.	G	6-4	210	West Palm Beach, Fla./Royal Palm Beach High School
5	Stephen Edoka	Fr.	F	6-5	205	Abuja, Nigeria/Concord First Assembly
11	Jalen Seegars	So.	G	6-5	210	Greensboro, N.C./High Point Christian
12	Lavar Batts, Jr.^	So.	G	6-3	185	Concord, N.C./Jay M. Robinson High School
14	Luke Lawson	Fr.	F	6-7	180	Coeburn, Va./Eastside High School
15	Grant Townsend*	R-So.	F	6-7	205	Riverview, Fla./Bloomingdale High School
20	DeVon Baker	Fr.	G	6-2	190	Dayton, Ohio/Spire Academy
21	Jax Levitch^	Jr.	F	6-7	195	Louisville, Ky./ELEV8 Sports Institute
22	Coty Jude	Fr.	F	6-9	185	Fort Gay, W. Va./Believe Sports Academy
30	Deacon Heath	Fr.	G	6-0	170	Banner Elk, N.C./Avery County High School
33	Cameron Woodyard	So.	G	6-3	185	Charlotte, N.C./Whitney Young High School
34	Jeremy Peck	R-So.	F	6-9	240	Houston, Texas/St. Thomas Aquinas High School

Head Coach: Mike Morrell

Assistant Coach: Kyle Perry

Assistant Coach: R.J. Evans

Assistant Coach: Mike Moynihan

Director of Basketball Operations: Corey Guderyahn

* - Will not play in 2018-19 season

^ - Will redshirt in 2018-19 season

Pronunciation Guide

1	Tay-jon Jones
5	E-dough-ka
20	De-vaughn
HC	More-ELL
AC	Moy-ni-han
DOBO	Goo-der-yawn

(DeVon Baker, Tajion Jones, Coty Jude and Cress Worthy).

ONE OF THE YOUNGEST STAFFS IN NATION: Mike Morrell is joined on the sideline by assistant coaches Kyle Perry, R.J. Evans and Mike Moynihan along with Director of Basketball Operations Corey Guderyahn. The UNC Asheville men's basketball coaching staff is one of the youngest in the country. In fact, the staff is the fifth-youngest in the country at an average age of 33 years and 274 days.

MORE ABOUT THE BABY BULLDOGS: In addition to 72 percent of UNC Asheville's minutes being played by freshmen, the Bulldogs were in the top-5 youngest in NCAA Division I in every major statistical category entering the 2018-19 season according to NCAA research. The Bulldogs returned just 5.5 percent of their points from last season and 2.9 percent of their starts. In total, the Bulldogs returned only 141 points from the 2017-18 season.

ABOUT AUBURN: Currently ranked eighth in the latest Associated Press poll and ninth in the current USA TODAY Coaches' Poll, Auburn welcomes the Bulldogs owning a record of 6-1 on the 2018-19 season. Auburn is currently 4-0 at home. Led by preseason All-SEC selections Bryce Brown and Jared Harper, Auburn was picked third in the 2018-19 SEC men's basketball preseason poll.

UNIVERSITY/MEN'S BASKETBALL QUICK FACTS

Location: Asheville, N.C.
Founded: 1927
Enrollment: 3,800
Nickname: Bulldogs
School Colors: Royal Blue & White
Chancellor: Nancy J. Cable
Athletics Director: Janet R. Cone
Senior Woman Administrator: Terri Brne
Faculty Athletics Representative: Jeff Wilcox
Athletic Dept. Phone: 828-251-6459
Ticket Office Phone: 828-251-6904

Head Coach: Mike Morrell (First Season)
Alma Mater: Milligan, 2005
Career Record: 1-6
School Record: 1-6
Big South Record: 0-0
Big South Tournament Record: 0-0
Assistant Coaches:
Kyle Perry - Georgia Tech, 2001
R.J. Evans - Holy Cross, 2012
Mike Moynihan - North Georgia, 2010
Dir. of Basketball Operations: Corey Guderyahn, St. Edward's 2015
Athletic Trainer: Tim White
Basketball Office Phone: 828-251-6935
Arena (capacity): Kimmel Arena (3,200)

2018-19 BREAKDOWN

Starters Returning/Lost: 0/5
Letterwinners Returning/Lost: 2/8
Newcomers: 8

2017-18 REVIEW

Overall Record: 21-13
Big South Record (Finish): 13-5 (1st)
Big South Tournament: Loss in Semifinals
Postseason: NIT

MEN'S BASKETBALL HISTORY

First year of Basketball: 1964-65
Overall Record: 803-766 (.511)
NCAA Tournament Appearances: 4 (2003, 2011, 2012, 2016)
NCAA Tournament Record: 2-4
NIT Appearances: 2 (2008, 2018)
NIT Record: 0-2
CollegeInsider.Com Tournament Appearances: 1 (2017)
CollegeInsider.Com Tournament Record: 0-1
Last postseason opponent: Southern California, lost 103-98 (2OT) in first round of NIT
Big South Regular-Season Record: 270-216 (.555)
Big South Regular-Season Championships: 7 (1997-98-02-08-12-17-18)
Big South Tournament Record: 34-28 (.548)
Big South Tournament Championships: 5 (1989-03-11-12-16)

**VISIT UNCABULLDOGS.COM
FOR ALL YOUR BULLDOG NEEDS**

PUTTING UP THE POINTS: DeVon Baker with his 20 points against UT Martin has now scored 18 or more in a game for the Bulldogs this season four times.

THAT IS A HIGH PERCENTAGE: Coty Jude ended the UT Martin game shooting 70 percent (7-of-10) from the field. That is a team single-game season-best (minimum five attempts).

DISHING OUT DIMES: Cress Worthy's team single-game season-best six assists against UT Martin leave him averaging 2.9 assists per game on the season.

SEEGARS BLOCK PARTY: Jalen Seegars' career-best three blocks at UT Martin were a team single-game season-best.

STEALING THEIR WAY TO POINTS: UNC Asheville finished with 11 steals in the game with Furman. The Bulldogs turned the 11 steals into 11 points. UNC Asheville as a team now has two games with double-digit steals. UNC Asheville had 12 steals in the win over St. Andrews.

PERFECT FROM THE FREE THROW LINE: UNC Asheville was a perfect 3-of-3 from the charity stripe as a team in the game with Furman. It marked the first time UNC Asheville finished a game perfect from the free throw line since going 7-of-7 in a 73-47 road win over Presbyterian College on Jan. 26, 2017. The game also marked the first time since a game at Georgia on Nov. 14, 2016, that the Bulldogs had five or less free throw attempts in a game.

BAKER NAMED ALL-TOURNAMENT: UNC Asheville's DeVon Baker was named to the 2018 KEMI Northern Kentucky Basketball Classic All-Tournament Team after the conclusion of the tournament. Baker averaged 16.3 points and 2.0 steals per game in UNC Asheville's three games in the tournament.

STRONG ON THE OFFENSIVE GLASS: UNC Asheville held a 33-26 rebounding lead over Manhattan with the Bulldogs collecting an impressive 17 of their 33 rebounds on the offensive glass. In collecting a career-best nine boards, Jeremy Peck secured five of his nine boards on the offensive glass. Coty Jude collected four of his seven rebounds in

BULLDOGS RECORD WHEN...

2018-19

AVL shoots 50% + from field	0-1
AVL shoots 45-49% from field	0-0
AVL shoots between 40-44% from field.....	1-1
AVL shoots between 35-40% from field.....	0-1
AVL shoots under 35% from field	0-3
Opp. shoots 50% + from field	0-2
Opp. shoots 45-49% from field.....	0-3
Opp. shoots between 40-44% from field.....	0-1
Opp. shoots between 35-40% from field.....	0-0
Opp. shoots under 35% from field.....	1-0
AVL shoots 35% + from 3-pt line	0-1
AVL shoots under 35% from 3-pt line.....	1-5
AVL shoots 70% + from FT line.....	0-4
AVL shoots under 70% from FT line.....	1-2
AVL outrebounds opponent.....	1-2
Opponent outrebounds AVL.....	0-4
Tied in rebounds.....	0-0
AVL commits less than 15 turnovers	1-1
AVL commits fewer turnovers than opp.....	0-0
Tied in turnovers.....	0-0
Opp. commits fewer turnovers than AVL	0-5
AVL scores 75+	1-0
AVL scores 70-74	0-1
AVL scores 60-69	0-0
AVL scores 51-59	0-2
AVL scores 50 or less.....	0-3
Four or more Bulldogs in double figures.....	0-0
Leading at half	1-0
Trailing at half	0-6
Tied at half.....	0-0
Games decided by 5 or less.....	0-0
Games decided by 6-10	0-0
Games decided by 11 +	1-6
Overtime games	0-0
At Home	1-1
On Road	0-3
On Neutral Court	0-2
In November	1-5
In December.....	0-1
In January.....	0-0
In February.....	0-0
In March.....	0-0
On Sunday.....	0-2
On Monday.....	0-0
On Tuesday.....	0-1
On Wednesday.....	0-0
On Thursday.....	1-0
On Friday.....	0-1
On Saturday.....	0-2
Big South Conference Games.....	0-0
Big South Tournament.....	0-0
Non-Conference Games.....	1-6
Vs. Appalachian Athletic Conference	1-0
Vs. ACC	0-1
Vs. Horizon League	0-1
Vs. Sun Belt.....	0-1
Vs. IMAAC.....	0-1
Vs. SoCon	0-1
Vs. OVC.....	0-1
At Night (after 6 p.m. local).....	1-3
In Afternoon	0-3

the game on the offensive glass.

HOME SWEET HOME: UNC Asheville is 83-19 overall and 57-12 against Big South foes within the friendly confines of Kimmel Arena inside the Sherrill Center. The Bulldogs have won 24 of their last 27 at Kimmel Arena overall.

BULLDOGS OPEN FIRST SEASON UNDER MIKE MORRELL WITH WIN: The Mike Morrell era of UNC Asheville men's basketball started off in emphatic fashion with the Bulldogs picking up a dominating 87-47 victory over St. Andrews at Kimmel Arena on Thursday, Nov. 8, 2018. UNC Asheville basically led from start-to-finish in the win over St. Andrews with the Bulldogs leading by as many as 41 before securing the 40-point win.

FIRST HEAD COACHING VICTORY: After the Bulldog victory over St. Andrews, UNC Asheville Director of Athletics Janet R. Cone presented Mike Morrell a commemorative ball to congratulate him on his inaugural win. The UNC Asheville men's basketball team then congratulated Morrell in the locker room for starting his career off the right way.

WELCOME TO THE FAMILY: UNC Asheville men's basketball head coach Mike Morrell announced the addition of AJ McBride on Wednesday, Nov. 14, 2018. A 6-foot-1 guard out of Houston, Texas, McBride joins the Bulldogs out of Manvel High School. He plays his AAU basketball for the Houston Clippers. McBride was a first-team All-District selection last year for Manvel High School. He is just the third from his school to earn a NCAA Division I men's basketball scholarship.

BULLDOG BLOCK PARTY: UNC Asheville finished the loss to NC State with six blocks as a team. The Bulldogs swatted five shots alone in the first half.

DISHING IT OUT: UNC Asheville finished the win over St. Andrews with 18 assists on 27 made field goals. The Bulldogs also protected the basketball with only nine turnovers as a team.

FIRST SEASON-OPENING WIN SINCE 2012: UNC Asheville secured its first season-opening win since 2012 with the win over St. Andrews. UNC Asheville had last opened its regular season with a win in the 2012-13 season when the Bulldogs knocked off Mountain Rival Western Carolina, 71-61. In 2013 the Bulldogs fell to Kentucky in the season opener before falling to Wake Forest in the season opener in 2014. In 2015 the Bulldogs dropped their opener at Tennessee and then in 2016 the Bulldogs fell at VCU. The Bulldogs dropped their season opener at Rhode Island last season.

MORRELL TAKES PART IN FIRST BIG SOUTH MEDIA DAY: First-year men's basketball head coach Mike Morrell took part in his first Big South Basketball Media Day on Tuesday, Oct. 23 at the Renaissance Suites Hotel. Both the UNC Asheville men's and women's basketball teams took part in the annual media gathering in Charlotte, N.C. Donovan Gilmore also took part in Big South Media Days with the Bulldog senior forward participating in a league photo/video shoot on Monday, Oct. 22. On Tuesday, Oct. 23, Morrell spent time talking with the numerous media in attendance in addition to making multiple appearances on a variety of ESPN platforms. One of the youngest teams in the country with only 2.9

THE MATCHUP		
AUBURN		UNC ASHEVILLE
2018-19 STATS		
Auburn, Ala.	Location	Asheville, N.C.
25,469	Enrollment	3,800
Tigers	Nickname	Bulldogs
6-1 (0-0 SEC)	2018-19 Record	1-6 (0-0 Big South Conference)
89.1	Scoring Average	56.7
62.7	Scoring Defense	72.6
.457	FG%	.381
.383	Opp. FG%	.458
.372	3-PT%	.292
.657	FT%	.696
43.1	Rebounds Avg.	32.0
170.0	Assists Avg.	10.7
5.4	Blocks Avg.	3.6

percentage of their starts returning and 5.5 percent of their points returning, UNC Asheville was picked eighth in the Big South Men's Basketball Preseason Poll.

WATCH THE BULLDOGS ON BSN ON ESPN+: All of UNC Asheville's home men's and women's basketball games that are not on ESPN3 or picked by an ESPN linear network will be streamed live on ESPN+, which is now the exclusive streaming home of Big South Network live-event productions. A minimum of 900 Big South Network events will air annually on ESPN+, the first-ever multi-sport, direct-to-consumer subscription streaming service from The Walt Disney Company's Direct-to-Consumer and International division in partnership with ESPN. It offers fans thousands of additional live events, on-demand content and original programming not available on ESPN's linear TV or digital networks. Fans can subscribe to ESPN+ for just \$4.99 a month (or \$49.99 per year). ESPN+ is an integrated part of the completely redesigned ESPN App. To learn more and to sign up for BSN on ESPN+, please visit uncbulldogs.com and visit the MEDIA tab.

BULLDOGS TO BE FEATURED ON ESPN3: UNC Asheville men's and women's basketball will both make appearances on ESPN3 during the 2018-19 season. UNC Asheville men's basketball will play host to Campbell at Kimmel Arena at 7 p.m. on Wednesday, Jan. 16, while women's basketball will play host to Radford on ESPN3 at 7 p.m. on Tuesday, Feb. 26.

POSTSEASON PLAY: UNC Asheville made its second appearance in the NIT last year. The Bulldogs last appeared in the postseason event in 2008. Overall, last year's NIT appearance was UNC Asheville's seventh in a postseason tournament. The Bulldogs have advanced to the NCAA Tournament four times before (2003, 2011, 2012 and 2016), the NIT (2008 and 2018) twice and the CollegelInsider.com Postseason Tournament once (2017).

BIG SOUTH TITLE NO. 7: UNC Asheville men's basketball picked up its seventh Big South Conference regular-season title (1996-97, 1997-98, 2001-02, 2007-08, 2011-12, 2016-17 and 2017-18) last season.

BULLDOGS EXTEND SPECIAL LEAGUE STREAK: UNC Asheville with its road win over Longwood on Feb. 7, 2018, extended its own Big South Conference record by winning its 10th league game of the year. The Bulldogs, who had 13 league wins in the 2016-17 season, have now won 10 or more league games in a season in a Big South Conference men's basketball record 11 straight seasons.

CONTINUING TO SET THE STANDARD: UNC Asheville men's basketball has won at least 15 games in a season for a league-record 11 consecutive seasons. UNC Asheville's 11th straight 15 or more win season last year allowed the Bulldogs to pass the old mark of 10 it shared with Winthrop (1998-08). UNC Asheville has won 15 or more games every year since the 2007-08 season.

DON'S DOUBLE-DOUBLE DAY: In securing his first double-digit rebound day as a Bulldog in a 97-60 win over Milligan last season, Donovan Gilmore picked up six of his 16 rebounds in the game on the offensive glass. He was 6-of-10 from the field overall in finishing with 13 points.

2018-19 BIG SOUTH STANDINGS (AS OF 12/02/18)

SCHOOL	CONF	PCT.	OVERALL	PCT.	HOME	AWAY	NEUTRAL	STREAK
Radford	0-0	0.000	6-1	0.857	3-0	3-0	0-1	W3
Longwood	0-0	0.000	6-3	0.667	3-0	2-2	1-1	W1
Campbell	0-0	0.000	4-3	0.571	2-1	0-2	2-0	W1
Winthrop	0-0	0.000	4-3	0.571	2-1	2-2	0-0	W2
Charleston Southern	0-0	0.000	4-4	0.500	3-1	0-3	1-0	L2
Presbyterian	0-0	0.000	4-4	0.500	2-1	2-3	0-0	W1
Gardner-Webb	0-0	0.000	4-5	0.444	1-0	2-3	1-2	W2
Hampton	0-0	0.000	3-5	0.375	2-0	1-3	0-2	W1
High Point	0-0	0.000	3-5	0.375	0-2	1-2	2-1	L2
USC Upstate	0-0	0.000	2-6	0.250	1-1	1-3	0-2	W1
UNC Asheville	0-0	0.000	1-6	0.143	1-1	0-3	0-2	L6

HIGHLIGHTS IN THE BIG SOUTH STATISTICS OVERALL (AS OF 12/02/18)

Team

Three-Point Field Goal Percentage Defense - Third	.299	Tajion Jones	- 23rd in scoring (10.9)
Blocked Shots - Third	3.6		- Eighth in steals (1.8)
Steals - Fourth	7.0		- 13th in three-point field goals made (1.9)
Rebounding Defense - Fourth	36.1		- Sixth in minutes played (32.7)

Individual

DeVon Baker	- 11th in scoring (15.6)	Jeremy Peck	- 15th in rebounding (5.1)
	- First in steals (2.1)		- 15th in offensive rebounds (1.7)
	- 13th in field goal percentage (.360)	Jalen Seegars	- Seventh in blocked shots (0.9)
	- Ninth in free throw percentage (.759)		
	- Third in minutes played (32.9)	Coty Jude	- 13th in three-point field goals made (1.9)
			- 15th in offensive rebounds (1.7)
		Cress Worthy	- 13th in assists (2.9)

NCAA RESEARCH ON A YOUNG 2018-19 UNC ASHEVILLE TEAM (ENTERING SEASON)

Youngest Coaching Staffs

Bethune-Cookman	31 years, 19 days
Nicholls State	32 years, 53 days
South Alabama	33 years, 67 days
Princeton	33 years, 68 days
UNC Asheville	33 years, 274 days
Florida Atlantic	34 years, 337 days
Siena	35 years, 174 days
Middle Tennessee	35 years, 289 days
Virginia Tech	35 years, 364 days

Least Starts Returning

Idaho	0
Mount St. Mary's	1
Wichita State	4
UNC Asheville	5
Duke	7
UT Arlington	7
Middle Tennessee	13
Chattanooga	18

Least % of Starts Returning

Idaho	0.0%
Mount St. Mary's	0.6%
Wichita State	2.4%
UNC Asheville	2.9%
Duke	3.8%
UT Arlington	4.1%
Middle Tennessee	7.9%
Chattanooga	10.9%

Least Points Returning

UT Arlington	87
Mount St. Mary's	103
UNC Asheville	141
Idaho	160
Oakland	222
Chattanooga	241
Middle Tennessee	252
Wichita State	330
Duke	432

Least % of Points Returning

UT Arlington	3.2%
Mount St. Mary's	4.4%
UNC Asheville	5.5%
Idaho	6.9%
Oakland	8.6%
Middle Tennessee	10.2%
Chattanooga	10.5%
Wichita State	12.1%
Duke	13.8%

Least Career Points Returning

(at current school)

Mount St. Mary's	103
UT Arlington	130
UNC Asheville	141
Chattanooga	241
Middle Tennessee	329
Idaho	329

Fewest Returning Letterwinners

- 1 - Chattanooga
- 2 - UNC Asheville**
- 2 - UT Arlington
- 2 - Drake
- 3 - Nicholls
- 3 - Duquesne
- 3 - Milwaukee
- 3 - Baylor
- 3 - Detroit Mercy
- 3 - Little Rock

Fewest Returning Minutes

- 7.0% - Mount Saint Mary's
- 7.9% - UNC Asheville**
- 10.6% - Idaho
- 11.2% - Wichita State
- 12.5% - UT Arlington
- 15.20% - Middle Tennessee
- 15.24% - Chattanooga
- 16.5% - Oakland
- 17.4% - Drake
- 23.2% - Detroit Mercy
- 23.7% - Milwaukee
- 26.3% - Nicholls
- 27.1% - Tennessee Tech
- 27.7% - CSU Northridge
- 30.1% - Oklahoma State
- 31.7% - Little Rock
- 33.1% - Kentucky
- 33.1% - Baylor

HEAD COACH MIKE MORRELL



MIKE MORRELL **HEAD COACH, FIRST SEASON**

Milligan, 2005

After a national search, UNC Asheville selected Mike Morrell to helm the UNC Asheville men's basketball program. The official announcement was made on Wednesday, April 11, 2018.

Morrell (pronunciation: more-ELL) is the seventh head coach in the history of UNC Asheville men's basketball.

Considered one of the top assistants in all of college basketball, the 36-year-old Morrell joins UNC Asheville from the University of Texas. He is a native of Elizabethton, Tenn.

"We are thrilled to officially announce

that we have hired Mike Morrell as our head men's basketball coach," UNC Asheville Director of Athletics Janet R. Cone said. "His experiences, especially at Texas and VCU, show that he knows how to win at a high level, that he is a relentless recruiter and that he challenges his student-athletes to reach their full potential while always pushing them to become the best version of themselves. He has worked alongside some of the top minds in college basketball and he comes very highly recommended. Bulldog fans, please join us in welcoming Mike back to the area he calls home."

HEAD COACH MIKE MORRELL

Then UNC Asheville Interim Chancellor Joe Urgo knew that Bulldogs everywhere were going to love having Morrell as their head coach.

"Mike Morrell has an undeniable passion for continuing to build on the great success that we have had at UNC Asheville," Urgo said. "When getting to know him, it was made apparent quickly that he has a plan in place to continue to keep UNC Asheville men's basketball among the best in Mid-Major basketball. This was a highly-coveted position, and I feel like we have the individual in place to not only keep us among the best, but also help us reach even new heights over the coming years."

Named the top recruiter in the country under the age of 35 in 2015 by ESPN, Morrell has helped coach a team to the NCAA Tournament in nine of his 11 years at the NCAA Division I level.

"I would like to first thank Dr. Joe Urgo, Janet R. Cone and all involved in the search for this tremendous opportunity," Morrell said. "The UNC Asheville men's basketball program is one that I have always admired having grown up in the area. It's a program that prides itself on winning and doing things the right way. I look forward to continuing the already strong tradition of Bulldog basketball and helping to move it forward to hopefully even greater heights in the future. I am obviously also excited to return to an area that I love, while also being a part of one of the top liberal arts institutions in the country. I am looking forward to hitting the ground running to get ready for the upcoming season and beyond. I am thrilled to be a Bulldog!"

As the primary recruiting coordinator at Texas, Morrell helped sign two top-5 and one top-20 class.

Morrell has spent most of his coaching career working with current Texas head coach Shaka Smart.

In addition to working with him at Texas from 2015-2018, Morrell spent from 2011-2015 on Smart's staff at VCU.

During Morrell's four seasons at VCU (2011-15), the Rams posted an overall record of 108-35 (.755) and made four NCAA Tournament appearances. VCU was ranked in the final Associated Press poll in the 2012-13 (No. 25), 2013-14 (No. 24) and 2014-15 (No. 25) seasons.

At Texas, the Longhorns advanced to the NCAA Tournament in both the 2015-16 seasons and the 2017-18 seasons.

In its first full recruiting cycle in Austin, the Texas coaching staff that Morrell was on pulled in a four-man freshman group that ranked as the No. 5 recruiting class in the nation by Scout. All four freshman signees were ranked among the top-100 players nationally by Scout (Jarrett Allen, No. 15; James Banks, No. 49; Andrew Jones, No. 19; Jacob Young, No. 87).

The 2016-17 season at Texas for Morrell was highlighted by the development of freshman Jarrett Allen, who was selected as the No. 22 pick by the Brooklyn Nets in the 2017 NBA Draft. Allen earned All-Big 12 Conference third-team and Big 12 All-Newcomer Team accolades. He also

claimed a spot on the 10-person USBWA All-District VII Team and the five-person NABC All-District 8 second-team.

During its second recruiting cycle, the Texas staff signed a five-man freshman class that ranked as the No. 5 recruiting class in the country by Rivals. All five freshmen signees were ranked among the top-80 players nationally by one of the three major recruiting services (Mohamed Bamba, No. 2 Rivals; Matt Coleman, No. 29 ESPN; Jase Febres, No. 47 Scout; Jericho Sims, No. 51 Scout; Royce Hamm Jr., No. 80 ESPN).

Morrell has extensive ties to the Carolinas.

In fact, before joining Smart's staff at VCU, he spent the 2010-11 season on Barclay Radebaugh's staff at Charleston Southern.

Prior to his time at Charleston Southern, Morrell was on staff at Clemson under head coach Oliver Purnell. He served as a graduate assistant in 2007-08 before moving into the Director of Basketball Operations position at Clemson in the 2008-09 and 2009-10 seasons. The Tigers advanced to the NCAA Tournament in all three of his seasons on staff.

Morrell began his coaching career on staff at King College in Bristol, Tenn. in 2005-06 and 2006-07. The Tornado won the 2007 Appalachian Athletic Conference Tournament and advanced to the NAIA National Tournament first round. They posted an overall record of 23-11. He also served as the head coach of the golf team at King.

Born Aug. 22, 1982, Morrell was a two-sport standout at Milligan College where he was a 1,000-point scorer for the men's basketball program. A three-year starter, Morrell helped the Buffaloes earn a spot in the NAIA National Tournament as a freshman in 2000-01. A two-time all-league selection in golf, Morrell, who earned his bachelor's degree in history in 2005, led Milligan golf to the conference championship in 2003.

MORRELL'S YEAR-BY-YEAR COACHING RECORD

As an Assistant Coach				
Year	School	Overall W-L	Conf W-L	Postseason
2005-06	King College	13-18	9-11	
2006-07	King College	23-11	13-5	NAIA First Round
2007-08	Clemson#	24-10	10-6	NCAA First Round
2008-09	Clemson#	23-9	9-7	NCAA First Round
2009-10	Clemson#	21-11	9-7	NCAA First Round
2010-11	Charleston Southern	16-16	9-9	
2011-12	VCU*	29-7	15-3	NCAA Third Round
2012-13	VCU*	27-9	12-4	NCAA Third Round
2013-14	VCU	26-9	12-4	NCAA Second Round
2014-15	VCU	26-10	12-6	NCAA Second Round
2015-16	Texas	20-13	11-7	NCAA First Round
2016-17	Texas&	11-22	4-14	
2017-18	Texas	19-15	8-10	NCAA First Round
Totals	13 seasons	278-160 (.635)	133-93 (.588)	9 NCAA, 1 NAIA


#Morrell served as a graduate assistant (2007-08) and director of basketball operations at Clemson (2008-09 and 2009-10)

*Morrell served as director of basketball operations at VCU in 2011-12 and 2012-13

&Morrell served as Director of Program Development at Texas in 2016-17


2018-19 SPOT CHART

0



Donovan Gilmore
6-7/210 • SR • F
Greensboro, N.C. (Wesleyan Christian)

1



Cress Worthy
6-2/170 • FR • G
Gastonia, N.C. (Beckley Prep)

3




Tajion Jones
6-5/185 • R-FR • G
Oak Ridge, Tenn. (Oak Ridge)

4



LJ Thorpe
6-4/210 • R-FR • G
West Palm Beach, Fla. (Royal Palm Beach)

5



Stephen Edoka
6-5/205 • FR • G
Abuja, Nigeria (Concord First Assembly)

11



Jalen Seegars
6-5/210 • SO • G
Greensboro, N.C. (High Point Christian)

12



Lavar Batts, Jr.
6-3/185 • SO • G
Concord, N.C. (Jay M. Robinson)

14



Luke Lawson
6-7/180 • FR • F
Coeburn, Va. (Eastside)

15



Grant Townsend
6-7/205 • R-SO • F
Riverview, Fla. (Bloomingdale)

20



DeVon Baker
6-2/190 • FR • G
Dayton, Ohio (SPIRE Academy)

21



Jax Levitch
6-7/195 • JR • F
Louisville, Ky. (ELEV8 Sports)

22



Coty Jude
6-9/185 • FR • F
Fort Gay, W. Va. (Believe Sports)

30



Deacon Heath
6-0/170 • FR • G
Banner Elk, N.C. (Avery County)

33



Cameron Woodyard
6-3/185 • SO • G
Charlotte, N.C. (Whitney Young)


34




Jeremy Peck
6-9/240 • R-SO • F
Houston, Texas (St. Thomas Aquinas)




Mike Morrell
HEAD COACH
FIRST SEASON



Kyle Perry
ASSISTANT COACH
FIRST SEASON



R.J. Evans
ASSISTANT COACH
FIRST SEASON



Mike Moynihan
ASSISTANT COACH
FIRST SEASON



Corey Guderyahn
DIRECTOR OF OPERATIONS
FIRST SEASON

2018-19 UNC ASHEVILLE CAREER HIGHS



Points 13 (Milligan, 12/10/17)
Rebounds 16 (Milligan, 12/10/17)
Assists 4 (Milligan, 12/10/17)
Blocks 3 (Austin Peay, 11/19/17)
Steals 3 (Milligan, 12/10/17)
Minutes 32 (Austin Peay, 11/19/17)

FGM 6 (Milligan, 12/10/17)
FGA 10 (Milligan, 12/10/17)
3PT FGM n/a
3PT FGA 1 (St. Andrews, 11/8/18)
FTM 4 (Charleston Southern, 2/18/18)
FTA 7 (Austin Peay, 11/19/17)

Donovan Gilmore

6-7/210 • SR • F
Greensboro, N.C. (Wesleyan Christian)



Points 10 (Furman, 11/25/18)
Rebounds 6 (Twice, last Furman, 11/25/18)
Assists 6 (UT Martin, 12/01/18)
Blocks n/a
Steals 3 (Furman, 11/25/18)
Minutes 36 (Twice, last Furman, 11/25/18)

FGM 4 (Twice, last UT Martin, 12/01/18)
FGA 8 (Furman, 11/25/18)
3PT FGM 2 (Furman, 11/25/18)
3PT FGA 3 (Three, last Furman, 11/25/18)
FTM 4 (Coastal Carolina, 11/17/18)
FTA 7 (Coastal Carolina, 11/17/18)

Cress Worthy

6-2/170 • FR • G
Gastonia, N.C. (Beckley Prep)



Points 21 (NC State, 11/13/18)
Rebounds 5 (Twice, last Furman, 11/25/18)
Assists 4 (St. Andrews, 11/8/18)
Blocks 1 (Four, last Furman, 11/25/18)
Steals 3 (Twice, last, Manhattan, 11/18/18)
Minutes 39 (Furman, 11/25/18)

FGM 7 (NC State, 11/13/18)
FGA 15 (NC State, 11/13/18)
3PT FGM 4 (Twice, last, Northern Kentucky, 11/16/18)
3PT FGA 11 (NC State, 11/13/18)
FTM 4 (St. Andrews, 11/8/18)
FTA 6 (St. Andrews, 11/8/18)

Tajion Jones

6-5/185 • R-FR • G
Oak Ridge, Tenn. (Oak Ridge)



Points 5 (Lees-McRae, 11/13/17)
Rebounds 1 (Lees-McRae, 11/13/17)
Assists 2 (Lees-McRae, 11/13/17)
Blocks 1 (Lees-McRae, 11/13/17)
Steals 4 (Lees-McRae, 11/13/17)
Minutes 6 (Lees-McRae, 11/13/17)

FGM 1 (Lees-McRae, 11/13/17)
FGA 2 (Lees-McRae, 11/13/17)
3PT FGM n/a
3PT FGA 1 (Lees-McRae, 11/13/17)
FTM 3 (Lees-McRae, 11/13/17)
FTA 4 (Lees-McRae, 11/13/17)

Lj Thorpe

6-4/210 • R-FR • G
West Palm Beach, Fla. (Royal Palm Beach)

2018-19 UNC ASHEVILLE CAREER HIGHS



Points 3 (St. Andrews, 11/8/18)
Rebounds 11 (St. Andrews, 11/8/18)
Assists 1 (Twice, last Furman, 11/25/18)
Blocks 1 (Twice, last NC State, 11/13/18)
Steals 2 (Furman, 11/25/18)
Minutes 19 (St. Andrews, 11/8/18)

FGM 1 (St. Andrews, 11/8/18)
FGA 2 (Furman, 11/25/18)
3PT FGM n/a
3PT FGA 1 (Three, last Furman, 11/25/18)
FTM 1 (Twice, last UT Martin, 12/01/18)
FTA 2 (UT Martin, 12/01/18)




Points 10 (Lees-McRae, 11/13/17)
Rebounds 7 (St. Andrews, 11/8/18)
Assists 4 (USC Upstate, 11/29/17)
Blocks 3 (UT Martin, 12/01/18)
Steals 2 (Twice, last Manhattan, 11/18/18)
Minutes 27 (Twice, last, Coastal Carolina, 11/17/18)

FGM 3 (three, last Furman, 12/5/17)
FGA 7 (Clemson, 12/3/17)
3PT FGM 2 (twice, last Clemson, 12/3/17)
3PT FGA 4 (Clemson, 12/3/17)
FTM 5 (St. Andrews, 11/8/18)
FTA 8 (St. Andrews, 11/8/18)



Will redshirt 2018-19 season



Points 3 (Twice, last, Manhattan, 11/18/18)
Rebounds 5 (St. Andrews, 11/8/18)
Assists 2 (Twice, last UT Martin, 12/01/18)
Blocks 1 (NC State, 11/13/18)
Steals 1 (Twice, last Furman, 11/25/18)
Minutes 19 (Coastal Carolina, 11/17/18)

FGM 1 (Five, last UT Martin, 12/01/18)
FGA 7 (St. Andrews, 11/8/18)
3PT FGM 1 (Four, last UT Martin, 12/01/18)
3PT FGA 6 (St. Andrews, 11/8/18)
FTM n/a
FTA n/a

2018-19 UNC ASHEVILLE CAREER HIGHS



Points 7 (Warren Wilson, 12/10/16)
Rebounds 6 (twice, last Milligan, 12/10/17)
Assists 1 (Brevard, 11/19/16)
Blocks 2 (Twice, last Milligan, 12/10/17)
Steals N/A
Minutes 16 (Milligan, 12/10/17)

FGM 3 (Twice, last Milligan, 12/10/17)
FGA 6 (Milligan, 12/10/17)
3PT FGM N/A
3PT FGA N/A
FTM 1 (Twice, last Lees-McRae, 11/13/17)
FTA 4 (Twice, last Presbyterian 02/15/17)

Will not play in 2018-19 season



Points 27 (St. Andrews, 11/8/18)
Rebounds 6 (St. Andrews, 11/8/18)
Assists 4 (Twice, last Furman, 11/25/18)
Blocks 1 (Twice, last UT Martin, 12/01/18)
Steals 3 (Twice, last Furman, 11/25/18)
Minutes 37 (UT Martin, 12/01/18)

FGM 9 (Twice, last UT Martin, 12/01/18)
FGA 21 (UT Martin, 12/01/18)
3PT FGM 3 (St. Andrews, 11/8/18)
3PT FGA 7 (Northern Kentucky, 11/16/18)
FTM 6 (Twice, last Manhattan, 11/18/18)
FTA 8 (St. Andrews, 11/8/18)



Will redshirt 2018-19 season



Points 21 (UT Martin, 12/01/18)
Rebounds 7 (Manhattan, 11/18/18)
Assists 4 (Coastal Carolina, 11/17/18)
Blocks 2 (NC State, 11/13/18)
Steals 2 (Manhattan, 11/18/18)
Minutes 32 (Coastal Carolina, 11/17/18)

FGM 7 (UT Martin, 12/01/18)
FGA 12 (Coastal Carolina, 11/17/18)
3PT FGM 3 (Twice, last UT Martin, 12/01/18)
3PT FGA 10 (Coastal Carolina, 11/17/18)
FTM 4 (UT Martin, 12/01/18)
FTA 4 (Twice, last UT Martin, 12/01/18)

2018-19 UNC ASHEVILLE CAREER HIGHS



Points 6 (St. Andrews, 11/8/18)
Rebounds 1 (St. Andrews, 11/8/18)
Assists 1 (St. Andrews, 11/8/18)
Blocks n/a
Steals n/a
Minutes 12 (St. Andrews, 11/8/18)

FGM 2 (St. Andrews, 11/8/18)
FGA 3 (St. Andrews, 11/8/18)
3PT FGM 1 (St. Andrews, 11/8/18)
3PT FGA 1 (St. Andrews, 11/8/18)
FTM 1 (St. Andrews, 11/8/18)
FTA 1 (St. Andrews, 11/8/18)



Points n/a
Rebounds n/a
Assists 2 (St. Andrews, 11/8/18)
Blocks n/a
Steals n/a
Minutes 2 (St. Andrews, 11/8/18)

FGM n/a
FGA n/a
3PT FGM n/a
3PT FGA n/a
FTM n/a
FTA n/a



Points 8 (UT Martin, 12/01/18)
Rebounds 9 (Manhattan, 11/18/18)
Assists 2 (St. Andrews, 11/8/18)
Blocks 2 (Northern Kentucky, 11/16/18)
Steals 1 (Manhattan, 11/18/18)
Minutes 36 (Manhattan, 11/18/18)

FGM 4 (UT Martin, 12/01/18)
FGA 6 (Manhattan, 11/18/18)
3PT FGM n/a
3PT FGA 1 (St. Andrews, 11/8/18)
FTM 2 (Coastal Carolina, 11/17/18)
FTA 4 (Coastal Carolina, 11/17/18)

THE LAST TIME...

UNC ASHEVILLE INDIVIDUALS...

Scored 30+ Points: Ahmad Thomas (30) - vs. Liberty, 2/15/18

Scored 35+ Points: MaCio Teague (36) - at Campbell, 2/1/18

Scored 40+ Points: Andrew Rowsey (41) - at Radford, 2/13/14

Scored 20 Points in a Half: MaCio Teague (22 in second half) - at Campbell, 2/1/18

Had 15+ Rebounds: Donovan Gilmore (16) - vs. Milligan, 12/10/17

Two+ Players Had 20 or More in Same Game: Coty Jude (21) and DeVon Baker (20) - at UT Martin, 12/01/18

Two+ Players Had Double-Figure Rebounds: Donovan Gilmore (16), Jonathan Baehre (10) and Raekwon Miller (10) - vs. Milligan, 12/10/17

Three Players Had Double-Figure Rebounds: Donovan Gilmore (16), Jonathan Baehre (10) and Raekwon Miller (10) - vs. Milligan, 12/10/17

Two Players Had Double-Doubles: Ahmad Thomas (26 points and 10 rebounds) and Will Weeks (14 points and 12 rebounds) - vs. Winthrop, 2/9/17

Three Players Had Double-Doubles: Donovan Gilmore (13 points and 16 rebounds), Jonathan Baehre (13 points and 10 rebounds) and Raekwon Miller (19 points and 10 rebounds) - vs. Milligan, 12/10/17

Had 5+ 3-Pointers: MaCio Teague (6, 6-of-11) - at Southern California, 3/13/18

Five Scorers in Double-Figures: Jonathan Baehre (28), MaCio Teague (26), Raekwon Miller (16), Ahmad Thomas (13), Kevin Vannatta (11) - at Southern California, 3/13/18

Six Scorers in Double Figures: Raekwon Miller (19), MaCio Teague (15), Jonathan Baehre (13), Donovan Gilmore (13), Drew Rackley (11) and Justin Brown (11) - vs. Milligan, 12/10/17

Led UNC Asheville in Points, Rebounds and Assists: Ahmad Thomas (24 points, 14 rebounds and nine assists) - Presbyterian College, 2/3/18

7+ Assists: Raekwon Miller (8) - at Southern California, 3/13/18

10+ Assists: J.P. Primm (11) - vs. High Point, 3/2/10

5+ Steals: Ahmad Thomas (5) - vs. Longwood, 1/9/18

10+ Steals: Ahmad Thomas (10) - vs. Warren Wilson, 12/10/16

5+ Blocks: Jonathan Baehre (5) - vs. Southern California, 3/13/18

10+ Blocks: Jaleel Roberts (10) - vs. Charlotte, 11/30/14

Played all 40 Minutes of Regulation Game: Kevin Vannatta and Raekwon Miller - vs. Charleston Southern, 3/1/18

UNC ASHEVILLE TEAM...

Won an Overtime Game: 85-80 (OT) at Charleston Southern, 2/18/18

Lost an Overtime Game: 103-98 (2OT) at Southern California, 3/13/18

Played Two Overtimes: at Southern California (L, 103-98), 3/13/18

Shot 60 percent or above: at Liberty (30-of-48, 62.5 percent, W, 84-68), 1/21/18

Shot 60 percent for a Half: at Longwood (14-of-20, 70 percent, second half), 2/7/18

Shot Under 30 Percent: vs. Manhattan (11-of-44, 25.0), 11/18/18

Made 10 3-Pointers: 14 at Southern California (3/13/18)

Shot 100 Percent Free Throws: 100% (3-of-3) vs. Furman, 11/25/18

Attempted Less Than Five Free Throws: 3 vs. Furman, 11/25/18

Attempted 30+ Free Throws: 32 at Rhode Island, 11/10/17

Attempted 35+ Free Throws: 38 vs. Warren Wilson, 12/10/17

Made 20+ Free Throws: 20 vs. High Point, 1/27/18

Made 30+ Free Throws: 31 at Campbell, 2/6/16

Scored 100 Points (conf. game): 104 vs. Winthrop (W, 104-101 2OT), 2/9/17

Scored 100 Points (non-conf. game): 117 vs. Warren Wilson (W, 117-52), 2/10/16

Scored 100 Points in a win: 104 vs. Winthrop (W, 104-101 2OT), 2/9/17

Had Less Than 10 Turnovers: 9 vs. St. Andrews, 11/8/18

Had 50+ Rebounds: 54 vs. St. Andrews, 11/8/18

Had 20+ Assists: 22 vs. Winthrop, 2/22/18

Had 20+ Steals: 26 vs. Warren Wilson, 12/10/16

Had 10+ Blocks: 10 vs. Milligan, 12/10/17

Failed to Make a 3-pointer: 0-for-7 vs. Western Carolina, 11/9/12

2018-19 MEN'S BASKETBALL RADIO SCHEDULE



2018-19 UNC Asheville Men's Basketball Radio Schedule

Date	Opponent	Airtime	Tip Time	Station
Nov 8	vs St Andrews	6:30p	7p	ESPN
Nov 13	at N.C. State	6:30p	7p	ESPN
Nov. 25	vs Furman	3:30p	4p	ESPN
Dec. 8	vs WCU	5p	5:30p	WWNC
Dec 15	at Wofford	6:30p	7p	WWNC
Dec 21	vs Milligan	1:30p	2p	ESPN
Dec 29	vs Fayetteville State	1:30p	2p	WWNC
Jan 5	vs Winthrop	1:30p	2p	WWNC
Jan 16	vs Campbell	6:30p	7p	WWNC
Jan 19	vs Radford	4p	4:30p	WWNC
Jan 21	at Winthrop	1:30p	2p	ESPN
Jan 26	at High Point	6:30p	7p	ESPN
Jan 30	vs USC Upstate	6:30p	7p	WWNC
Feb 2	at Gardner Webb	2:30p	3p	WWNC
Feb 7	at Presbyterian	6:30p	7p	WWNC
Feb 9	vs CSU	2p	2p	ESPN
Feb 13	at USC Upstate	6:30p	7p	ESPN
Feb 21	vs Gardner Webb	6:30p	7p	WWNC
Feb 23	vs Presbyterian	4p	4:30p	WWNC
Feb 27	at CSU	7p	7:30p	WWNC
March 2	vs High Point	4p	4:30p	WWNC

Big South Tournament dates and times TBD



UNC ASHEVILLE INDIVIDUAL RECORDS

MOST POINTS

Game: 44, Mickey Gibson vs. Washington & Lee (1969-70)
Season: 648, Andrew Rowsey, (2013-14)
Career: 1,919 Bamford Jones (1974-78)

BEST SCORING AVERAGE

Season: 23.3, Mickey Gibson (1969-70)
Career: 21.9, Guy Batsel (1966-68)

MOST FIELD GOALS

Game: 20, Jim Baker vs. UNC Charlotte (1965-66)
20, Mickey Gibson vs. Washington & Lee (1969-70)
Season: 270, Bamford Jones (1976-77)
Career: 835, Bamford Jones (1974-78)

MOST FIELD GOALS ATTEMPTED

Game: 29, Willie Simpson vs. Winthrop (1985-86)
Season: 566, Jim McElhaney (1968-69)
Career: 1810, Jim McElhaney (1966-71)

BEST FIELD GOAL ACCURACY

Game (10 or more): Jaleel Roberts vs. Winthrop (12-of-12, 2-18-15)
Season (100 or more): *-Kenny George (151-of-217, .696) 2007-08
Career (Min. 400): William Funderburk (265-of-463, .572) (1984-88)
*-Led the nation

MOST FREETHROWS

Game: 22, Andre Smith vs. Elon (2-1-03)
Season: 182, Matt Dickey (2011-12)
Career: 487, Matt Dickey (2008-12)

MOST FREETHROWS ATTEMPTED

Game: 26, Andre Smith vs. Elon (2002-03)
Season: 234, Kevin Martin (1998-99)
Career: 578, Matt Dickey (2008-12)

FREE THROW ACCURACY

Game: (12 or more), 13-of-13, Paul Allen (1982-83)
13-of-13, Tom Haus (1983-84)
13-of-13, Bryan Smithson (3-1-08)
12-of-12, MaCio Teague (1-14-17)
Consecutive: 45 by Keith Hornsby (2012-13)
Season: (Min. 75): Keith Hornsby (99-of-107, .925)
Career: (Min. 250): Andrew Rowsey (278-of-317, .877) (2013-15)

MOST THREE-POINTERS

Game: 8 by Josh Kohn vs. Winthrop (2-19-94)
8 by Omar Collington vs. Birmingham-Southern (1-7-06)
8 by Sean Smith vs. Liberty (1-31-09)
8 by Andrew Rowsey at Longwood (2-1-14)
8 by Andrew Rowsey at Winthrop (2-26-14)
8 by Andrew Rowsey vs. High Point (2-26-15)
Season: 106 by Andrew Rowsey (2013-14)
Career: 296 by Josh Kohn (1992-96)

MOST REBOUNDS

Game: 30 by Rod Healy vs. Belmont-Abbey (1969-70)
Season: 393 by Frank Rhyne (1973-74)
Career: 1,121 by Rod Healy (1967-71)

MOST ASSISTS

Game: 14 by Jeff Lippard vs. Charleston Southern (1-28-91)
Season: 205 by Mike Grace (1973-74)
Career: 607 by J.P. Primm (2008-12)

MOST STEALS

Game: 10 by Ahmad Thomas vs. Warren Wilson (12-10-16)
Season: 99 by Ahmad Thomas (2016-17 season)
Career: 251 by Ahmad Thomas (2014-18)

MOST BLOCKED SHOTS

Game: 10 by Kenny George vs. Lees-McRae (11-11-07)
10 by Kenny George at Campbell (11-17-07)
Season: 98 by D.J. Cunningham (2013-14)
Career: 278 by D.J. Cunningham (2009-14)

MOST MINUTES PLAYED

Season: 1,217 by KJ Garland (2007-08)
Career: 4,165 by Kevin Vannatta (2014-18)

Current Players in **BOLD**

UNC ASHEVILLE INDIVIDUAL RECORDS

Rebounds

Player	Games	Years	Rebounds	Avg.
1. Rod Healy	110	1967-71	1121	10.2
2. Tony Bumphus	121	1975-78	968	8.0
3. Pat Jolley	115	1981-84	847	7.4
4. D.J. Cunningham	112	2009-14	819	7.3
5. Brent Keck	116	1987-91	703	6.1
6. Chris Lee	110	1967-71	701	6.4
7. Ahmad Thomas	122	2014-18	705	5.8
8. John Williams	120	2007-11	684	5.7
9. Randy Pallas	83	1972-75	620	7.5
10. Frank Rhyne	65	1973-75	612	9.4

Assists

Player	Years	Assists
1. J.P. Primm	2008-12	607
2. K.J. Garland	2003-08	520
3. George Gilbert	1976-80	460
4. Josh Kohn	1992-96	430
5. Matt Dickey	2008-12	429
6. Kevin Vannatta	2014-18	378
7. Maurice Caldwell	1986-90	370
8. Andre Smith	1999-03	358
9. Jeff Lippard	1990-92	343
10. Bamford Jones	1974-78	319

Steals

Player	Years	Steals
1. Ahmad Thomas	2014-18	251
2. J.P. Primm	2008-12	248
3. Andre Smith	1999-03	223
4. Matt Dickey	2008-12	188
5. Josh Pittman	1994-98	175
6. Josh Kohn	1992-96	162
7. K.J. Garland	2003-08	153
8. Paul Allen	1981-84	147
Bryan McCullough	2001-05	147
10. Oliver Holmes	2002-06	140

Blocked Shots

Player	Years	Blocks
1. D.J. Cunningham	2009-14	278
2. John Williams	2007-11	255
3. C.J. Walker	2003-07	190
4. Pat Jolley	1980-84	164
5. Robert Stevenson	1994-98	163
6. Adam Earnhardt	1997-01	160
7. Kenny George	2006-08	140
8. Jaleel Roberts	2011-15	129
9. Milton Moore	1986-90	98
10. Dirk Lommerse	1996-98	77

Three-Point Field Goals Made

Player	Years	3-Pointers
1. Josh Kohn	1992-93	296
2. Andrew Rowsey	2013-15	208
3. J.P. Primm	2008-12	205
4. Matt Dickey	2008-12	199
5. Sean Smith	2006-10	197
6. David Robertson	2013-17	169
7. Willie Black	1990-95	162
8. K.J. Garland	2003-08	144
9. Omar Collington	2002-06	140
10. Darryl Sanders	1989-91	133

Games Played

Player	Games	Years
1. Matt Dickey	130	2008-12
J.P. Primm	130	2008-12
Kevin Vannatta	130	2014-18
4. Chris Stephenson	127	2008-12
Sam Hughes	127	2012-15
6. Quinard Jackson	123	2008-12
T7. Bamford Jones	122	1974-78
T7. Ahmad Thomas	122	2014-18
9. Tony Bumphus	121	1974-78
10. Reid Augst	120	2005-09
Mike Grace	120	1974-78
Jaron Lane	120	2009-13

Current Players in **BOLD**

UNC ASHEVILLE TEAM RECORDS

MOST POINTS

Game: 144 vs.Voorhees (11-28-87)
Big South Game: 114 vs.VMI (2-13-10)
Season: 2756 (1972-73)
Best Scoring Average: 90.7 (1971-72)

MOST FIELD GOALS

Game: 57 vs.Voorhees (11-28-87)
Big South Game: 40 vs.VMI (2-13-10)
Season: 1192 (1972-73)

MOST FIELD GOALS ATTEMPTED

Game: 86 vs. Montreat (11-16-11)
Big South Game: 81 vs. Coastal Carolina (1-27-16)
Season: 2635 (1973-74)

BEST FIELD GOAL ACCURACY

Game: .705, 31-of-44 vs. Coastal Carolina (1994-95)
Season: 805-of-1568, .513 (1987-88)

MOST FREE THROWS

Game: 38 vs. Radford (2011-12)
38 vs. Coastal Carolina (2013-14)
Season: 682 (2011-12)

MOST FREE THROWS ATTEMPTED

Game: 52 vs. Mars Hill (1982-83)
52 vs. Coastal Carolina (2013-14)
Season: 893 (2011-12)

BEST FREE THROW PERCENTAGE

Game: 1.000, 24-of-24 vs. High Point (1999-00)
1.000, 14-of-14 vs. Charleston Southern (2015-2016)
Season: .772, 419-of-543 (1987-88)

MOST THREE-POINTERS

Game: 16 vs.VMI (12-6-08)
16 vs. Gardner Webb (12-31-16)
Season: 235 (1992-93)

MOST THREE-POINTERS ATTEMPTED

Game: 37 at VMI (1-19-08)
Season: 662 (1992-93)

BEST THREE-POINT PERCENTAGE

Game: .800, 12-of-15 vs.Voorhees (11-26-88)
Big South Game: .700, 7-of-10 vs. Winthrop (2-2-13)
Season: .447, 98-of-219 (1987-88)

MOST REBOUNDS

Game: 89 vs. Belmont-Abbey (1969-70)
Big South Game: 52 vs. Coastal Carolina (2015-16)
Season: 1676 (1971-72)
Rebound Average: 55.9 (1971-72)

MOST ASSISTS

Game: 38 vs. Mars Hill (11-16-11)
Big South Game: 25 vs.VMI (2-13-10), 25 vs. Radford (2-26-11)
25 vs. Gardner Webb (12-31-16)
Season: 572 (2007-08)

MOST STEALS

Game: 26 vs. Warren Wilson (12-10-16)
Season: 333 (1989-90)

MOST BLOCKED SHOTS

Game: 16 at Campbell (11-17-07)
Big South Game: 12 vs. Gardner Webb (3-1-14)
Season: 196 (2007-08)

MOST WINS

Season: 24 (2011-12)
Winning Percentage: .710, 22-9 (1982-83)
Longest Winning Streak: 11 games (1996-97)

MOST LOSSES

Season: 24 (1993-94)
Lowest Percentage: .111, 3-24 (1993-94)
Longest Losing Streak: 17 games (1993-94)

MOST WINS BIG SOUTH

Season: 16 (2011-12)
Winning Percentage: .917, 11-1 (1997-98)
Longest Winning Streak: 9 games (2016-17)

MOST LOSSES BIG SOUTH

Season: 17 (1993-94)
Lowest Percentage: .055, 1-17 (1993-94)
Longest Losing Streak: 21, 1992-93 to 1993-94

BIGGEST MARGINS OF VICTORY

Game: 77 vs. St. Andrews
67 vs. Johnson & Wales, 103-36, (12-05-15)
65 vs. Warren Wilson, 117-52, (12-10-16)
62 vs. Clearwater Christian
59 vs. Voorhees (11-26-88)
58 vs. Virginia Intermont, 116-58 (11-20-10)
51 vs. Voorhees (11-28-87)
51 vs. Mars Hill (11-16-11)
Big South Game: 33 vs. Campbell, 97-64 (1989-90)

BIGGEST LOSING MARGIN

Game: 75 at Tennessee, 124-49 (11-17-09)
Big South Game: 40 vs. Winthrop, 90-50 (1999-00)

MOST POINTS ALLOWED

Game: 120 vs. N.C. State, 120-71 (12-13-95)
120 vs. Gardner-Webb, 120-97 (1970-71)
117 vs. Connecticut, 117-67 (12-21-02)
116 vs. North Carolina 116-48 (11-30-08)
Big South Game: 107 vs. Winthrop, 100-107 (2013-14)

FEWEST POINTS IN GAME

Game: 27 vs. Clemson, 38-27 (1979-80)
Big South Game: 43 vs. Radford, 70-43 (1993-94)
43 at Liberty, 65-43 (1995-96)

TEAM CHAMPIONSHIPS

1969 – NAIA District 6 championship, NAIA Tournament, Kansas City
1971 – NAIA District 6 championship, NAIA Tournament, Kansas City
1989 – Big South Conference championship
1997 – Big South Conference regular-season championship
1998 – Big South Conference regular-season championship
2002 – Big South Conference regular-season championship
2003 – Big South Conference championship, NCAA Tournament in Dayton, Ohio and Birmingham, Ala.
2008 – Big South Conference regular-season championship, NIT Bid at Ohio State
2011 – Big South Conference championship, NCAA Tournament in Dayton, Ohio and Washington, D.c.
2012 – Big South Conference championship
2016 – Big South Conference championship
2017 – Big South Conference regular-season championship
2018 – Blg South Conference regular-season championship

UNC ASHEVILLE MEN'S BASKETBALL 1,000-POINT SCORERS

1. Bamford Jones – 1,919 (1974-78)
2. Jim McElhaney – 1,904 (1966-71)
3. Matt Dickey -1,778 (2008-12)
4. Paul Allen – 1,693 (1980-84)
5. JP Primm – 1,689 (2008-12)
6. Ahmad Thomas – 1,626 (2014-
7. Josh Pittman – 1,547 (1994-98)
8. George Gilbert – 1,523 (1976-80)
9. Andre Smith – 1,495 (1999-2003)
10. Josh Kohn – 1,467 (1992-96)
11. Milton Moore – 1,439 (1986-90)
12. Tony Bumphus – 1,429 (1974-78)
13. Van Wilkins – 1,388 (1983-87)
14. Gray Gautier – 1,379 (1971-75)
15. KJ Garland – 1,363 (2003-08)
16. Kevin Martin – 1,340 (1996-99)
17. Rod Healy – 1,334 (1967-71)
18. Jaron Lane – 1,297 (2009-14)
19. Kevin Vannatta – 1,243 (2014-18)
20. Tom Haus – 1,233 (1981-85)
21. Andrew Rowsey – 1,224 (2013-15)
22. Brent Keck – 1,186 (1987-91)
23. Bryan McCullough – 1,181 (2001-05)
24. Mickey Gibson – 1,179 (1968-70)
25. Eddie Latta – 1,171 (1976-81)
26. John Williams – 1,169 (2007-11)
27. Chris Stephenson – 1,145 (2008-12)
28. Robert Watson – 1,141 (1988-91)
29. Mike Grace – 1,136 (1970-74)
30. Reid Augst – 1,120 (2005-09)
30. MaCio Teague - 1,078 (2016-18)
31. Guy Batsel – 1,076 (1966-68)
32. Lee Shuster – 1,001 (1966-70)
33. DJ Cunningham 1,000 (2009-14)

UNC ASHEVILLE MEN'S BASKETBALL PLAYERS WITH 500 REBOUNDS

1.	Rod Healy	1967-71	1,121
2.	Tony Bumphus	1975-78	968
3.	Pat Jolley	1981-84	847
4.	DJ Cunningham	2009-14	819
5.	Brent Keck	1987-91	706
6.	Ahmad Thomas	2014-18	705
7.	Chris Lee	1967-71	701
8.	John Williams	2007-11	684
9.	Randy Pallas	1972-75	620
10.	Frank Rhyne	1973-75	612
11.	Paul Allen	1980-84	611
12.	Chad Mohn	2002-06	591
13.	Robert Watson	1988-92	588
14.	Kevin Vannatta	2014-18	574
15.	Ben McGonagil	1999-03	563
16.	Chris Stephenson	2008-12	562
17.	Robert Stevenson	1994-98	548
18.	Will Weeks	2012-17	536

2018-19 STATISTICS

2018-19 UNC Asheville Men's Basketball UNC Asheville Combined Team Statistics (as of Dec 03, 2018) All games

RECORD:	OVERALL	HOME	AWAY	NEUTRAL
ALL GAMES	1-6	1-1	0-3	0-2
CONFERENCE	0-0	0-0	0-0	0-0
NON-CONFERENCE	1-6	1-1	0-3	0-2

#	Player	gp-gs	min	avg	Total		3-Point		F-Throw		Rebounds		pf	dq	a	to	blk	stl	pts	avg		
					fg-fga	fg%	3fg-fga	3fg%	ft-fa	ft%	off	def									tot	avg
20	BAKER, DeVon	7-7	230	32.9	40-111	.360	7-28	.250	22-29	.759	6	16	22	3.1	14	0	16	27	1	15	109	15.6
03	JONES, Tajion	7-7	229	32.7	27-69	.391	13-44	.295	9-13	.692	3	17	20	2.9	9	0	8	13	4	12	76	10.9
22	JUDE, Coty	7-7	179	25.6	22-52	.423	13-31	.419	9-14	.643	12	17	29	4.1	18	1	8	13	4	4	66	9.4
01	WORTHY, Cress	7-3	195	27.9	13-34	.382	3-15	.200	10-14	.714	7	23	30	4.3	17	0	20	17	0	5	39	5.6
11	SEEGARS, Jalen	7-4	159	22.7	9-24	.375	5-10	.500	15-23	.652	9	14	23	3.3	14	0	4	13	6	4	38	5.4
34	PECK, Jeremy	7-7	153	21.9	13-24	.542	0-1	.000	4-9	.444	12	24	36	5.1	19	0	4	13	4	1	30	4.3
00	GILMORE, Donovan	7-0	75	10.7	4-10	.400	0-1	.000	6-6	1.000	3	10	13	1.9	12	1	4	4	2	1	14	2.0
14	LAWSON, Luke	7-0	86	12.3	5-24	.208	3-19	.158	0-0	.000	5	6	11	1.6	8	0	6	4	1	2	13	1.9
05	EDOKA, Stephen	7-0	72	10.3	2-9	.222	0-4	.000	2-3	.667	4	18	22	3.1	18	0	2	10	3	5	6	0.9
30	HEATH, Deacon	4-0	20	5.0	2-3	.667	1-1	1.000	1-1	1.000	0	1	1	0.3	5	0	1	2	0	0	6	1.5
33	WOODYARD, Camero	1-0	2	2.0	0-0	.000	0-0	.000	0-0	.000	0	0	0	0.0	0	0	2	0	0	0	0	0.0
Team											10	7	17				13					
Total.....		7	1400		137-360	.381	45-154	.292	78-112	.696	71	153	224	32.0	134	2	75	129	25	49	397	56.7
Opponents.....		7	1400		186-406	.458	46-154	.299	90-138	.652	89	164	253	36.1	117	-	123	95	23	61	508	72.6

TEAM STATISTICS	AVL	OPP	Date	Opponent	Score	Att.
SCORING	397	508	11/08/18	ST. ANDREWS	w 87-47	1523
Points per game	56.7	72.6	11/13/18	at NC State	L 49-100	13620
Scoring margin	-15.9	-	11/16/18	at Northern Ky.	L 50-77	2936
FIELD GOALS-ATT	137-360	186-406	11/17/18	vs Coastal Caro.	L 52-78	273
Field goal pct	.381	.458	11/18/18	vs Manhattan	L 38-54	113
3 POINT FG-ATT	45-154	46-154	11/25/18	FURMAN	L 51-65	2186
3-point FG pct	.292	.299	12/01/18	at UT Martin	L 70-87	1669
3-pt FG made per game	6.4	6.6	* - Conference game			
FREE THROWS-ATT	78-112	90-138				
Free throw pct	.696	.652				
F-Throws made per game	11.1	12.9				
REBOUNDS	224	253				
Rebounds per game	32.0	36.1				
Rebounding margin	-4.1	-				
ASSISTS	75	123				
Assists per game	10.7	17.6				
TURNOVERS	129	95				
Turnovers per game	18.4	13.6				
Turnover margin	-4.9	-				
Assist/turnover ratio	0.6	1.3				
STEALS	49	61				
Steals per game	7.0	8.7				
BLOCKS	25	23				
Blocks per game	3.6	3.3				
ATTENDANCE	3709	18611				
Home games-Avg/Game	2-1854	3-6075				
Neutral site-Avg/Game	-	2-193				

Score by Periods	1st	2nd	Totals
UNC Asheville	184	213	397
Opponents	253	255	508

2018-19 STATISTICS

Opponent	Date	Score		00	01	03	05	11	14	20	22	30	33	34
				GILMORE,DO	WORTHY,CR	JONES,TAJI	EDOKA,STEP	SEEGARS,JA	LAWSON,LU	BAKER,DEV	JUDE,COTY	HEATH,DEA	WOODYARD,	PECK,JEREM
STANDREW	11/08/18	87-47	w	4-2-2	6-6-2	14-5-4	3-11-1	8-7-0	3-5-1	27-6-3	11-3-0	6-1-1	0-0-2	5-7-2
at ST	11/13/18	49-100	L	8-5-2	2-4-1	21-1-0	2-0-0	3-2-2	0-0-1	5-4-4	8-4-1	0-0-0	DNP	0-1-0
at NKU	11/16/18	50-77	L	2-1-0	7-2-4	12-1-1	0-1-0	4-6-0	3-1-0	18-5-1	0-3-0	0-0-0	DNP	4-5-1
vs CCU	11/17/18	52-78	L	0-1-0	6-4-4	8-3-1	0-4-0	6-2-0	2-1-0	13-1-1	13-3-4	0-0-0	DNP	4-3-0
vs MAN	11/18/18	38-54	L	0-1-0	0-4-1	1-1-0	0-2-0	9-2-0	0-1-0	18-2-0	5-7-1	DNP	DNP	5-9-1
FUR	11/25/18	51-65	L	0-0-0	10-6-2	14-5-0	0-1-1	5-2-2	2-1-2	8-0-4	8-5-1	DNP	DNP	4-4-0
at UTM	12/01/18	70-87	L	0-3-0	8-4-6	6-4-2	1-3-0	3-2-0	3-2-2	20-4-3	21-4-1	DNP	DNP	8-7-0

2018-19 BULLDOG BREAKDOWN

2018-19 Individual

Led Bulldogs in Scoring

Devon Baker (3)
Tajion Jones (2)
Tied (1) - DeVon Baker, Coty Jude
Coty Jude (1)

Led Bulldogs in Rebounding

Stephen Edoka (1)
Donovan Gilmore (1)
Cress Worthy (1)
Jalen Seegars (1)
Tied (1) - Cress Worthy, Stephen Edoka
Jeremy Peck (2)

Led Bulldogs in Assists

Tajion Jones (1)
DeVon Baker (2)
Cress Worthy (2)
Coty Jude (1)
Tied (1) - Coty Jude, Jeremy Peck, Cress Worthy

Led Bulldogs in Blocks

Tied (4) - Tajion Jones, Stephen Edoka, Donovan Gilmore, Jalen Seegars, Coty Jude, Jeremy Peck, DeVon Baker
Coty Jude (1)
Jeremy Peck (1)
Jalen Seegars (1)

2017-18 Double-Doubles

Career Double-Doubles

Donovan Gilmore - 1

2018-19 Team

Largest Halftime Lead: 20 (UNC Asheville 42, St. Andrews 22, 11/8/18)

Largest Lead: 41 (UNC Asheville 86, St. Andrews 45, 11/8/18)

Biggest Win: 40 (UNC Asheville 87, St. Andrews 47, 11/8/18)

Biggest Conference Win: n/a

Largest Defeat: 51 (NC State 100, UNC Asheville 49, 11/13/18)

Largest Halftime Deficit: 22 (Twice, last, Coastal Carolina 47, UNC Asheville 25, 11/17/18)

GAME-BY-GAME

Game One

UNC Asheville 87, St. Andrews 47

Official Basketball Box Score -- Game Totals -- Final Statistics
St. Andrews vs UNC Asheville
 11/18/18 7:00 pm at Asheville, N.C.

St. Andrews 47 • 0-1

##	Player	Total		3-Ptr		Rebounds		PF	TP	A	T	Bk	Stl	Min
		FG	FGA	FG	FGA	FT	FTA							
02	Carlos Heath	0-3	0-1	0-0	0-1	1	0	0	1	0	1	0	0	17
11	Isaac Clay	2-5	1-3	3-3	1-2	3	0	8	1	3	0	0	0	14
23	Jamaal Bailey	1-7	1-7	0-0	0-0	0	0	3	1	1	0	0	0	20
24	Jeremias Easterling	1-4	0-0	0-0	0-0	0	0	3	2	0	1	0	1	17
32	Luis Rossi	3-6	1-3	1-2	1-3	4	3	8	1	2	1	0	0	37
00	Bryan Brache	2-5	1-2	2-5	0-0	1	7	1	1	1	1	1	1	16
01	Andrew Rodriguez	1-3	0-0	2-4	0-1	1	2	4	0	1	0	0	0	12
03	Christian Lathan	1-4	1-1	0-0	0-1	1	2	3	2	0	0	0	0	17
04	Rafael Rodriguez	0-0	0-0	0-0	0-1	1	3	0	1	0	0	0	0	6
05	Warren Vinson	1-5	0-1	1-2	0-3	2	3	3	1	1	0	0	0	14
10	Michael Hawkins	0-2	0-0	5-8	0-4	4	5	5	0	3	0	0	0	14
21	Josef Vanderhorst	2-3	0-0	0-1	0-2	2	4	1	0	0	0	0	0	16
	Team					0	0							
	Totals	14-47	5-18	14-25	2-18	20	24	47	9	14	3	1	20	

FG % 1st Half: 7-22 31.8% 2nd half: 7-25 28.0% Game: 14-47 29.8% Deaball
 3FG % 1st Half: 4-9 44.4% 2nd half: 1-9 11.1% Game: 5-18 27.8% Rebounds
 FT % 1st Half: 4-6 66.7% 2nd half: 10-19 52.6% Game: 14-25 56.0% 6,4

UNC Asheville 87 • 1-0

##	Player	Total		3-Ptr		Rebounds		PF	TP	A	T	Bk	Stl	Min
		FG	FGA	FG	FGA	FT	FTA							
22	JUDE, Coty	4-9	2-4	1-4	1-2	3	2	11	0	0	0	0	0	22
34	PECK, Jeremy	4-9	1-2	3-4	7-7	5	2	0	0	0	0	0	0	15
03	JONES, Tajion	0-13	0-8	4-6	1-4	5	3	14	4	1	1	3	3	33
11	SEEGARS, Jalen	1-3	1-2	5-8	5-7	3	8	0	1	0	0	0	0	23
20	BAKER, DeVon	9-16	3-4	6-8	1-1	1	27	3	1	0	3	0	0	29
00	GILMORE, Donovan	1-2	0-1	2-2	0-2	0	2	0	2	0	1	0	1	13
01	WORTHY, Cress	1-4	1-3	3-4	1-5	6	2	6	2	0	0	0	0	16
05	EDOKA, Stephen	1-1	0-0	1-1	3-8	11	4	3	1	2	1	1	1	19
14	LAWSON, Luke	1-7	1-6	0-0	3-5	0	3	1	2	0	0	0	0	16
30	HEATH, Deacon	2-3	1-1	1-1	0-1	1	4	6	1	1	0	0	0	12
33	WOODYARD, Cameron	0-0	0-0	0-0	0-0	0	0	0	0	0	0	0	0	2
	Team					1	0							
	Totals	27-63	9-30	24-36	19-35	54	21	87	18	9	3	7	20	

FG % 1st Half: 14-34 41.2% 2nd half: 13-29 44.8% Game: 27-63 42.9% Deaball
 3FG % 1st Half: 3-17 17.6% 2nd half: 1-13 7.7% Game: 4-30 13.3% Rebounds
 FT % 1st Half: 11-16 68.8% 2nd half: 13-20 65.0% Game: 24-36 66.7% 7,1

Officials: Technical fouls: St. Andrews-None. UNC Asheville-None.
 Attendance: 1523
 2018-19 Men's Basketball. Round: 0. UNC Asheville vs St. Andrews. Played at:

Score by periods	1st	2nd	Total	Pts	T/O	Clance	Break	Bench
UNC Asheville	42	45	87	23	22	20	19	22

Last FG - STANDREW 2nd-00:43. AVL 2nd-00:57.
 Largest lead - STANDREW by 11 at 17:19. AVL by 41 at 2nd-00:57.
 STANDREW led for 00:09. AVL led for 38:35. Game was tied for 01:16.
 Score tied - 0 times.
 Lead changed - 2 times.

Game Two

NC State 100, UNC Asheville 49

Official Basketball Box Score -- Game Totals -- Final Statistics
UNC Asheville vs NC State
 11/13/18 7:00 p.m. at Raleigh, NC (PNC Arena)

UNC Asheville 49 • 1-1

##	Player	Total		3-Ptr		Rebounds		PF	TP	A	T	Bk	Stl	Min
		FG	FGA	FG	FGA	FT	FTA							
03	JONES, Tajion	7-15	4-11	3-4	0	1	0	1	0	21	0	2	1	37
11	SEEGARS, Jalen	0-2	0-0	3-6	0	2	2	2	3	2	1	0	1	27
20	BAKER, DeVon	2-13	0-0	1-4	1	3	4	5	4	8	0	1	1	34
22	JUDE, Coty	3-5	2-3	0	0	4	2	8	1	1	2	1	1	21
34	PECK, Jeremy	0-1	0-0	0-0	0	1	1	3	0	0	1	0	0	18
00	GILMORE, Donovan	3-3	0-0	2-2	1	4	5	4	8	2	1	1	1	20
01	WORTHY, Cress	1-6	0-3	0	0	4	3	2	1	3	0	0	0	21
05	EDOKA, Stephen	1-3	0-1	0-0	0	0	3	2	0	2	1	0	0	6
14	LAWSON, Luke	0-3	0-2	0	0	0	0	1	0	1	1	0	0	12
30	HEATH, Deacon	0-0	0-0	0	0	0	0	0	0	0	1	0	0	4
	Team					1	2	3						
	Totals	17-51	6-20	9-16	3	21	24	22	49	11	24	6	5	200

FG % 1st Half: 8-28 28.6% 2nd half: 9-23 39.1% Game: 17-51 33.3% Deaball
 3FG % 1st Half: 4-9 44.4% 2nd half: 2-11 18.2% Game: 6-20 30.0% Rebounds
 FT % 1st Half: 2-4 50.0% 2nd half: 7-12 58.3% Game: 9-16 56.3% 2

NC State 100 • 3-0

##	Player	Total		3-Ptr		Rebounds		PF	TP	A	T	Bk	Stl	Min
		FG	FGA	FG	FGA	FT	FTA							
02	DORN, Torin	5-8	0-1	3-4	1	7	8	1	13	2	0	0	1	26
11	JOHNSON, Markell	1-1	1-1	0-0	0	0	0	1	3	1	0	1	0	4
13	BYCE, CJ	4-8	1-2	4-7	3	4	7	2	13	4	2	0	4	26
24	DANIELS, Devon	8-16	1-5	3-3	1	8	9	4	20	1	2	1	2	26
33	WALKER, Wyatt	5-8	0-0	0-0	1	3	3	10	0	1	0	0	0	20
00	FUNDERBURK, DJ	4-6	0-0	3-3	3	3	6	1	11	0	0	3	1	21
04	HELLENS, Jericco	2-9	0-5	5-5	0	4	0	9	2	4	0	1	1	19
05	LOCKETT, Eric	2-4	0-0	0-0	0	4	4	0	4	2	1	0	0	26
10	BEVERLY, Braxton	3-4	3-4	0-0	0	0	2	9	5	4	0	1	0	16
55	HARRIS, Blake	3-5	1-1	1-2	1	2	5	8	3	1	0	3	0	16
	Team					2	3							
	Totals	37-69	7-19	19-25	15	36	51	21	100	22	15	7	13	200

FG % 1st Half: 15-35 42.9% 2nd half: 22-34 64.7% Game: 37-69 53.6% Deaball
 3FG % 1st Half: 1-8 12.5% 2nd half: 6-11 54.5% Game: 7-19 36.8% Rebounds
 FT % 1st Half: 13-16 81.3% 2nd half: 6-9 66.7% Game: 19-25 76.0% 7,1

Officials: Mike Eades, Keith Kimble, John Higgins
 Technical fouls: UNC Asheville-None. NC State-None.
 Attendance: 13620
 Fouled out: NCSU: #55 Harris, B. at 5:55 in 2nd half

Score by periods	1st	2nd	Total	Pts	T/O	Clance	Break	Bench
UNC Asheville	22	27	49	16	15	7	10	12
NC State	44	56	100	44	33	15	27	41

Last FG - AVL 2nd-03:33. ST 2nd-00:29.
 Largest lead - AVL, None, ST by 51, 2nd-00:29.
 AVL led for 00:00. ST led for 37:23. Game was tied for 02:37.
 Score tied - 0 times.
 Lead changed - 0 times.

Game Three

Northern Kentucky 77, UNC Asheville 50

Official Basketball Box Score -- Game Totals -- Final Statistics
UNC Asheville vs Northern Ky.
 11/16/18 7:00 pm at Highland Heights, Ky.

UNC Asheville 50 • 1-1

##	Player	Total		3-Ptr		Rebounds		PF	TP	A	T	Bk	Stl	Min
		FG	FGA	FG	FGA	FT	FTA							
22	JUDE, Coty	0-3	0-1	0-1	2-1	3	3	0	0	1	0	0	0	24
34	PECK, Jeremy	2-3	0-0	0-2	1-4	5	3	1	2	2	2	0	0	19
03	JONES, Tajion	4-7	4-4	0-0	0-1	1	12	1	5	1	1	0	0	29
11	SEEGARS, Jalen	1-5	0-1	2-2	1-5	6	0	4	0	4	0	1	0	23
20	BAKER, DeVon	7-20	1-7	3-5	0-5	3	18	1	6	0	2	0	0	36
00	GILMORE, Donovan	0-1	0-0	2-2	1-1	5	2	0	0	0	0	0	0	16
01	WORTHY, Cress	2-4	0-1	3-3	0-2	3	7	4	3	0	0	0	0	30
05	EDOKA, Stephen	0-1	0-1	0-0	0-1	1	3	0	0	3	0	0	0	8
14	LAWSON, Luke	1-3	1-3	0-0	0-1	1	3	0	0	0	0	0	0	13
30	HEATH, Deacon	0-0	0-0	0-0	0-0	0	0	0	0	0	0	0	0	1
	Team					2	2							
	Totals	17-47	6-18	10-15	6	21	27	23	50	7	26	4	3	199

FG % 1st Half: 4-18 22.2% 2nd half: 13-29 44.8% Game: 17-47 36.2% Deaball
 3FG % 1st Half: 1-9 11.1% 2nd half: 5-9 55.6% Game: 6-18 33.3% Rebounds
 FT % 1st Half: 10-12 83.3% 2nd half: 0-3 0.0% Game: 10-15 66.7% 2

Northern Ky. 77 • 3-0

##	Player	Total		3-Ptr		Rebounds		PF	TP	A	T	Bk	Stl	Min
		FG	FGA	FG	FGA	FT	FTA							
11	Jalen Tate	5-10	1-2	5-6	0-3	3	3	16	5	1	0	2	23	
32	Dantez Walton	4-10	1-5	1-1	3-5									

GAME-BY-GAME

Game Five

Manhattan 54, UNC Asheville 38

Official Basketball Box Score -- Game Totals -- Final Statistics
UNC Asheville vs Manhattan
11/18/18 3:30 pm at Highland Heights, Ky.

##	Player	Total			3-Ptr			Rebounds			PF	TP	A	TO	Blk	Stl	Min
		FG	FGA	FT	FTA	Off	Def	Total	Off	Def							
22	JUDE, Coty	1-6	1-4	2-3	4	3	7	5	1	3	0	2	29				
34	PECK, Jeremy	2-6	0-0	1-1	5	4	9	2	5	1	1	1	36				
01	WORTHY, Cress	0-2	0-1	0-0	2	2	4	4	0	1	3	0	1	36			
03	JONES, Tajion	0-6	0-4	1-2	0	1	1	0	1	0	3	0	33				
20	BAKER, DeVon	6-17	0-4	6-6	2	0	2	3	18	0	3	0	31				
00	GILMORE, Donovan	0-2	0-0	0-0	0	1	1	0	0	0	0	0	4				
05	EDOKA, Stephen	0-1	0-0	0-0	2	2	0	0	0	0	0	0	1	6			
11	SEEGARS, Jalen	2-3	1-1	4-6	1	1	2	3	9	0	1	1	20				
14	LAWSON, Luke	0-1	0-1	0-0	0	1	1	1	0	0	0	0	5				
	Team				3	1	4				6						
	Totals	11-44	2-15	14-18	17	16	33	18	38	3	20	2	12	200			

FG % 1st Half: 5-24 20.8% 2nd half: 6-20 30.0% Game: 11-44 25.0%
3FG % 1st Half: 2-10 20.0% 2nd half: 0-5 0.0% Game: 2-15 13.3%
FT % 1st Half: 8-10 80.0% 2nd half: 6-8 75.0% Game: 14-18 77.8%

##	Player	Total			3-Ptr			Rebounds			PF	TP	A	TO	Blk	Stl	Min
		FG	FGA	FT	FTA	Off	Def	Total	Off	Def							
00	Warren Williams	4-8	0-0	5-9	1	3	4	3	13	0	1	2	0	28			
24	Ebube Ebube	1-3	0-0	0-3	2	6	8	3	2	1	2	0	2	31			
03	Elijah Buchanan	3-5	0-2	0-0	0	1	1	2	6	2	1	0	0	23			
10	Nehemiah Mack	1-4	0-3	5-5	2	0	2	2	7	4	2	0	2	29			
23	Tyler Greene	2-3	0-0	1-1	1	2	3	1	5	0	2	0	1	14			
02	Ethan Lasko	0-0	0-0	0-0	0	0	0	0	0	0	1	0	0	2			
04	Samir Stewart	0-2	0-2	0-0	0	0	0	2	0	2	0	1	7				
12	Christian Hinskson	0-0	0-0	0-0	0	0	2	0	1	1	0	0	10				
14	Tyler Reynolds	5-12	5-10	0-0	4	4	2	4	15	2	2	0	1	29			
20	Thomas Capuano	2-3	2-2	0-0	1	0	1	1	6	0	1	0	1	22			
00	Ibrahim Diallo	0-0	0-0	0-0	0	0	0	1	0	1	0	0	5				
	Team				2	1	3				1						
	Totals	18-40	7-19	11-18	9	17	26	19	54	10	17	2	8	200			

FG % 1st Half: 7-16 43.8% 2nd half: 11-24 45.8% Game: 18-40 45.0%
3FG % 1st Half: 4-9 44.4% 2nd half: 3-10 30.0% Game: 7-19 36.8%
FT % 1st Half: 3-4 75.0% 2nd half: 8-14 57.1% Game: 11-18 61.1%

Officials: Adam Vandenberg, Jason Mirabito, Michael Griffith
Technical fouls: UNC Asheville-None, Manhattan-None.
Attendance: 113
2018-19 Men's Basketball, Round: 0, Manhattan vs UNC Asheville, Played at .

Score by periods	1st	2nd	Total
UNC Asheville	20	18	38
Manhattan	21	33	54

	Points	In	Off	2nd	Fast	Bench
	AVL	8	15	12	7	9
	MAN	18	22	11	4	21

Last FG - AVL 2nd-00:00, MAN 2nd-00:00.
Largest lead - AVL by 3 1st-16:24, MAN by 18 2nd-00:00.
AVL led for 03:55, MAN led for 29:36. Game was tied for 06:29.

Game Seven

UT Martin 87, UNC Asheville 70

Official Basketball Box Score -- Game Totals -- Final Statistics
UNC Asheville vs UT Martin
12/01/18 7:30 pm at Martin, TN (Eliam Center)

##	Player	Total			3-Ptr			Rebounds			PF	TP	A	TO	Blk	Stl	Min
		FG	FGA	FT	FTA	Off	Def	Total	Off	Def							
22	JUDE, Coty	7-10	3-5	4-4	4	0	4	2	21	1	2	0	0	22			
34	PECK, Jeremy	4-4	0-0	0-0	2	5	7	2	8	0	3	0	0	23			
01	WORTHY, Cress	4-6	0-2	0-0	0	4	4	2	8	6	4	0	1	33			
03	JONES, Tajion	2-7	2-6	0-0	0	4	4	1	6	2	2	0	1	34			
20	BAKER, DeVon	9-21	2-6	0-0	1	3	4	1	20	3	6	0	2	37			
00	GILMORE, Donovan	0-0	0-0	0-0	2	1	3	0	0	0	0	0	0	7			
05	EDOKA, Stephen	0-0	0-0	1-2	1	2	3	2	1	0	0	0	0	10			
11	SEEGARS, Jalen	1-4	1-2	0-0	0	2	2	1	3	0	1	3	1	22			
14	LAWSON, Luke	1-3	1-3	0-0	1	1	2	1	3	2	1	0	0	12			
	Team				1	0	1				1						
	Totals	28-55	9-24	5-6	12	22	34	12	70	14	21	3	5	200			

FG % 1st Half: 13-25 52.0% 2nd half: 15-30 50.0% Game: 28-55 50.9%
3FG % 1st Half: 5-12 41.7% 2nd half: 4-12 33.3% Game: 9-24 37.5%
FT % 1st Half: 3-4 75.0% 2nd half: 2-2 100.0% Game: 5-6 83.3%

##	Player	Total			3-Ptr			Rebounds			PF	TP	A	TO	Blk	Stl	Min
		FG	FGA	FT	FTA	Off	Def	Total	Off	Def							
12	Fatodd Lewis	2-7	0-1	1-2	2	2	4	2	5	2	0	0	2	18			
30	Jallem Gill	3-5	0-0	0-1	1	1	2	0	6	0	0	1	0	10			
00	Preston Parks	5-11	3-5	0-0	1	2	3	1	13	5	4	0	2	37			
04	Parris Hewitt	5-11	3-6	0-0	1	3	4	0	13	4	3	0	2	30			
11	Defincko Bogan	3-7	1-5	1-1	2	0	2	2	8	7	0	0	5	28			
03	Kevin Little	4-8	3-6	0-0	1	1	2	1	11	7	3	0	1	24			
05	Derek Hawthorne, Jr.	4-11	0-3	1-1	0	3	3	9	1	0	0	2	24				
22	Quintin Dove	10-12	0-1	2-2	5	1	6	2	22	1	0	2	0	29			
	Team				3	6					1						
	Totals	36-72	10-27	5-7	16	16	32	11	87	27	11	3	14	200			

FG % 1st Half: 19-41 46.3% 2nd half: 17-31 54.8% Game: 36-72 50.0%
3FG % 1st Half: 4-14 28.6% 2nd half: 6-13 46.2% Game: 10-27 37.0%
FT % 1st Half: 2-4 50.0% 2nd half: 3-3 100.0% Game: 5-7 71.4%

Officials: Romonte Dishman, Chris Hudson, Scott Johnson
Technical fouls: UNC Asheville-None, UT Martin-None.
Attendance: 1669
2018-19 Men's Basketball, Round: 0, UNC Asheville vs UT Martin, Played at .

Score by periods	1st	2nd	Total
UNC Asheville	34	36	70
UT Martin	44	43	87

	Points	In	Off	2nd	Fast	Bench
	AVL <th>20</th> <th>10</th> <th>14</th> <th>10</th> <th>7</th>	20	10	14	10	7
	UTH <th>44</th> <th>33</th> <th>19</th> <th>17</th> <th>42</th>	44	33	19	17	42

Last FG - AVL 2nd-00:35, UTM 2nd-00:50.
Largest lead - AVL by 3 1st-18:27, UTM by 19 2nd-00:50.
AVL led for 02:13, UTM led for 33:37. Game was tied for 04:10.

Game Six

Furman 65, UNC Asheville 51

Official Basketball Box Score -- Game Totals -- Final Statistics
Furman vs UNC Asheville
11/25/18 4:30 PM at Asheville, NC (Kimmel Arena)

##	Player	Total			3-Ptr			Rebounds			PF	TP	A	TO	Blk	Stl	Min
		FG	FGA	FT	FTA	Off	Def	Total	Off	Def							
04	Noah Gurley	3-5	0-1	1-1	0	1	1	7	3	3	0	1	28				
32	Platt Rafferty	9-14	0-0	2-3	5	6	11	0	20	5	4	1	31				
45	Clay Mounce	2-5	1-3	0-0	0	3	3	1	5	4	1	0	22				
00	Alex Hunter	1-5	0-3	0-0	0	3	3	0	2	1	0	0	31				
23	Jordan Lyons	7-15	4-10	0-0	1	2	3	1	18	0	1	0	20				
00	Tre Clark	3-6	1-2	2-2	2	2	4	1	9	1	1	0	0	18			
01	Jaylon Pugh	1-2	0-1	0-0	0	1	1	0	2	0	1	0	0	11			
02	Jalen Williams	0-0	0-0	0-0	0	0	0	1	0	0	0	0	0	3			
03	Mike Bothwell	0-2	0-1	0-0	0	0	1	0	3	1	0	2	13				
11	Robert Swanson	0-0	0-0	0-0	0	0	0	0	0	0	0	0	0	1			
13	Brady Schuck	0-0	0-0	0-0	0	0	0	0	0	0	0	0	0	1			
20	Jalen Slawson	1-2	0-0	0-0	0	0	0	2	0	0	1	0	11				
	Team				3	2	5				1						
	Totals	27-56	6-21	5-6	11	20	31	6	65	17	13	2	9	200			

FG % 1st Half: 16-32 50.0% 2nd half: 11-24 45.8% Game: 27-56 48.2%
3FG % 1st Half: 3-11 27.3% 2nd half: 3-10 30.0% Game: 6-21 28.6%
FT % 1st Half: 3-4 75.0% 2nd half: 2-2 100.0% Game: 5-6 83.3%

##	Player	Total			3-Ptr			Rebounds			PF	TP	A	TO	Blk	Stl	Min
		FG	FGA	FT	FTA	Off	Def	Total	Off	Def							
22	JUDE, Coty	3-7	2-4	0-0	0	5	5	2	8	1	4	1	0	29			
34	PECK, Jeremy	2-2	0-0	0-0	0	4	4	3	4	0	3	1	0	26			
01	WORTHY, Cress	4-8	2-3	0-0	3	3	6	0	10	2	2	0	3	35			
03	JONES, Tajion	6-13	1-6	1-1	2	3	5	1	14	0	1	2	39				
20	BAKER, DeVon	3-11	0-2	2-2	0	0	1	8	4	2	1	3	32				
00	GILMORE, Donovan	0-1	0-0	0-0	0	0	0	2	0	1	0	0	4				

BULLDOG PROGRAM POSTSEASON NOTES

1969 NAIA District 6 Playoffs

(Semifinals)
Asheville-Biltmore 76, Erskine 70
(Championship Game)
Asheville-Biltmore 90, Newberry 81
1969 NAIA National Tournament
(in Kansas City, MO)
Asheville-Biltmore 86, Grambling 74
Monmouth 115, Asheville-Biltmore 81

1971 NAIA District 6 Playoffs

(Semifinals)
UNC Asheville 99, South Carolina State 90
(Championship Game)
Asheville 62, Western Carolina 61 (OT)
1971 NAIA National Tournament
(in Kansas City, MO)
Stephen F. Austin 91, UNC Asheville 73

1973 NAIA District 6 Playoffs

(Semifinals)
UNC Asheville 108, Presbyterian 98
(Championship Game)
South Carolina State 87, UNC Asheville 78
1974 NAIA District 6 Playoffs

(Semifinals)
Belmont Abbey 66, UNC Asheville 56

1977 NAIA District 6 Playoffs

(Semifinals)

Mars Hill 79, UNC Asheville 78

1983 NAIA District 26 Playoffs

(Semifinals)
UNC Asheville 70, Gardner-Webb 68
(Finals)
Catawba 74, UNC Asheville 55

1984 NAIA District 26 Playoffs

(Semifinals)
UNC Asheville 48, Belmont Abbey 46
(Finals)
Pembroke State 50, UNC Asheville 46

2003 NCAA Tournament

(Opening Round at Dayton, Ohio)
UNC Asheville 92, Texas Southern 84 (OT)
(First Round at Birmingham, AL)
Texas 82, UNC Asheville 61

2008 National Invitation Tournament

(Opening Round at Columbus, Ohio)
Ohio State 84, UNC Asheville 66

2011 NCAA Tournament

(First Four at Dayton, OH)
Asheville 81, Arkansas-Little Rock 77 (OT)
(Second Round at Washington, D.C.)
Pittsburgh 74, UNC Asheville 51

2012 NCAA Tournament

(Second Round at Pittsburgh, PA)
Syracuse 72, UNC Asheville 65

2016 NCAA Tournament

(First Round at Brooklyn, N.Y.)
Villanova 86, UNC Asheville 56

2017 CollegeInsider.Com Tournament

(First Round in Martin, Tenn.)
UT Martin 89, UNC Asheville 75

2018 National Invitation Tournament

(First Round in Los Angeles, Calif.)
Southern California 103, UNC Asheville 98 (2OT)


Bulldogs in the Big South Conference...

Regular Season Titles: 7

1996-97, 1997-98, 2001-02, 2007-08, 2011-12, 2016-17, 2017-18

Big South Tournament Titles: 5

1989, 2003, 2011, 2012, 2016



UNC ASHEVILLE IN THE BIG SOUTH

REGULAR SEASON RECORD/FINISH

Year	W	L	.PCT	Finish	Head Coach	Year	W	L	.PCT	Finish	Head Coach
1985-1986	4	2	.666	5th	Jerry Green	2005-2006	6	10	.375	7th	Eddie Biedenbach
1986-1987	5	3	.625	3rd	Jerry Green	2006-2007	6	8	.429	5th	Eddie Biedenbach
1987-1988	5	7	.416	5th	Jerry Green	2007-2008	10	4	.714	T-1st	Eddie Biedenbach
1988-1989	6	6	.500	4th	Don Doucette	2008-2009	10	8	.556	4th	Eddie Biedenbach
1989-1990	7	5	.583	3rd	Don Doucette	2009-2010	11	7	.611	4th	Eddie Biedenbach
1990-1991	4	10	.286	6th	Don Doucette	2010-2011	11	7	.611	3rd	Eddie Biedenbach
1991-1992	6	8	.429	7th	Don Doucette	2011-2012	16	2	.889	1st	Eddie Biedenbach
1992-1993	2	14	.125	9th	Don Doucette	2012-2013	10	6	.625	3(South)	Eddie Biedenbach
1993-1994	1	17	.056	8th	Randy Wiel	2013-2014	10	6	.625	2(South)	Nick McDevitt
1994-1995	7	9	.438	5th	Randy Wiel	2014-2015	10	8	.556	6th	Nick McDevitt
1995-1996	9	5	.642	3rd	Randy Wiel	2015-2016	12	6	.667	T-2nd	Nick McDevitt
1996-1997	11	3	.786	1st	Eddie Biedenbach	2016-17	15	3	.833	T-1st	Nick McDevitt
1997-1998	11	1	.916	1st	Eddie Biedenbach	2017-18	13	5	.722	1st	Nick McDevitt
1998-1999	5	5	.500	3rd	Eddie Biedenbach	Totals	270	216	.555		
1999-2000	7	7	.500	T-3rd	Eddie Biedenbach						
2000-2001	9	5	.643	3rd	Eddie Biedenbach						
2001-2002	10	4	.714	T-1st	Eddie Biedenbach						
2002-2003	7	7	.500	5th	Eddie Biedenbach						
2003-2004	6	10	.375	7th	Eddie Biedenbach						
2004-2005	8	8	.500	3rd	Eddie Biedenbach						

ALL CONFERENCE HONORS

1985-86

Jeff Jones (First team)
Byron Samuels (All-Tournament)

1986-87

Van Wilkins (First team, All-Tournament)

1987-88

Ricky Chatman (First Team)

1988-89

Milton Moore (First Team, All-Tournament, Tournament MVP)

Harvey Shropshire (All-Tournament)

Brent Keck (All-Tournament)

1989-90

Milton Moore (First Team, All-Tournament, Tournament MVP)

1990-91

Brent Keck (Second Team)

1991-92

Robert Watson (Second Team)

1995-96

Josh Kohn (First Team)

Randy Wiel (Big South Coach of the Year)

1996-97

Josh Pittman (First Team, Player of the Year)

Kevin Martin (Second Team)

Eddie Biedenbach (Coach of the Year)

1997-98

Josh Pittman (First Team, Player of the Year, All-tournament)

Kevin Martin (First team, All-Tournament)

Robert Stevenson (First Team)

1998-99

Kevin Martin (First Team, Player of the Year, All-Tournament)

Mike Matthews (Second Team)

1990-00

Andre Smith (Rookie of the Year, Second Team, All-Tournament, All-Rookie)

Brandon Carter (All-Rookie)

Brett Carey (All-Tournament)

2000-01

Brett Carey (Second Team)

Billy Allen (All-Rookie)

2001-02

Andre Smith (First Team)

Eddie Biedenbach (Coach of the Year)

2002-03

Ben McGonagil (First team, All-Tournament)

Andre Smith (First team, All-Tournament, Tournament MVP)

Bryan McCullough (All-Tournament)

Alex Kragel (All-Tournament)

2003-04

K.J. Garland (All-Rookie, All-Tournament)

2004-05

Bryan McCullough (Second team)

2005-06

Michael Ellis (Freshman of the Year)

2006-07

K.J. Garland (All-Tournament)

Donovan Jones (All-Rookie)

2007-08

Bryan Smithson (First, All-Tournament)

K.J. Garland (Second team, All Tournament)

Kenny George (Second team, Defensive Player of the Year)

Eddie Biedenbach (Coach of the Year)

2008-09

Reid Augst (Second Team)

Matt Dickey (All-Freshman)

2009-10

John Williams (Second team)

2010-11

Matt Dickey (First Team, Tournament MVP, All-Academic)

J.P. Primm (Second Team, All-Tournament)

John Williams (All-Tournament)

2011-12

Matt Dickey (First Team, All-Academic, Player of the Year)

J.P. Primm (Second Team, All-Tournament, Tournament MVP)

Jeremy Atkinson (All-Tournament)

Chris Stephenson (All-Tournament)

2012-13

Jeremy Atkinson (First Team)

Will Weeks (All-Freshman)

Keith Hornsby (All-Academic)

2013-14

Andrew Rowsey (First Team, All-Freshman, Freshman of the Year)

Jaron Lane (Second Team)

D.J. Cunningham (Second Team, All-Tournament)

2014-15

Andrew Rowsey (Second Team)

Kevin Vannatta (All-Freshman)

Giacomo Zilli (All-Academic, Scholar Athlete of the Year)

2015-16

Dylan Smith (Honorable Mention, All-Freshman)

Dwayne Sutton (All-Freshman, All-Tournament)

Tournament MVP)

Kevin Vannatta (All-Academic)

Ahmad Thomas (All-Tournament)

2016-17

MaCio Teague (Freshman of the Year, First Team, All-Freshman)

Ahmad Thomas (Defensive Player of the Year, First Team)

Giacomo Zilli (All-Academic, Scholar Athlete of the Year)

Nick McDevitt (Coach of the Year)

2017-18

Kevin Vannatta (All-Academic, Scholar Athlete of the Year)

Ahmad Thomas (Defensive Player of the Year, First Team)

MaCio Teague (First Team)

ASHEVILLE BIG SOUTH TOURNAMENT RECORDS

MOST POINTS

Game: 34, Andrew Rowsey vs. Liberty (3-4-15)

Tourney: 69, Milton Moore (1990)

MOST FIELD GOALS

Game: 13, Milton Moore vs. Coastal Carolina (3-3-90)

Tourney: 29, Milton Moore (1990)

MOST FREE THROWS

Game: 10, Dwayne Sutton vs. Winthrop (3-6-16)

8, Brett Carey vs. Radford (3-2-00)

8, Andre Smith vs. Radford (3-8-03)

Tourney: 14, Adam Earnhardt (2000)

14, Matt Osikowicz (2000)

BEST FREE THROW PCT.

Game: 1.000 (11-11), Jeremy Atkinson vs. Charleston So. (3-1-12)

1.000 (8-8), Brett Carey vs. Radford (3-2-00)

1.000 (8-8), Andre Smith vs. Radford (3-8-03)

1.000 (6-6), MaCio Teague vs. Campbell (3-2-17)

Tourney: 1.000 (10-10), Brandt Williams (1989)

MOST FREE THROWS ATTEMPTED

Game: 13, Dwayne Sutton vs. Winthrop (3-6-16)

13, Jaron Lane vs. Radford (3-7-14)

Tourney: 18 Jaron Lane (2014)

18 Matt Osikowicz (2000)

MOST THREE POINTERS

Game: 6, Josh Kohn vs. Winthrop (3-3-93)

Tourney: 10, Dylan Smith (2016)

10, Brett Carey (2000)

MOST REBOUNDS

Game: 19, D.J. Cunningham vs. Radford (3-7-14)

18, Dwayne Sutton vs. Winthrop (3-6-16)

Tourney: 36, Dwayne Sutton vs. Winthrop (2016)

MOST ASSISTS

Game: 9, Maurice Caldwell vs. Campbell (3-4-89)

9, Raekwon Miller vs. Charleston Southern (3-1-18)

Tourney: 19, Maurice Caldwell (1989)

MOST STEALS

Game: 5, Kevin Martin vs. Radford (2-26-99)

5, Matt Dickey vs. VMI (3-3-12)

Tourney: 10, Ahmad Thomas (2016)

MOST BLOCKED SHOTS

Game: 6, John Williams vs. Coastal Carolina (3-5-11)

Tourney: 12, John Williams (2011)



Raekwon Miller



Matt Dickey



Andre Smith

ASHEVILLE IN THE BIG SOUTH TOURNAMENT

Year	W-L	AVL	Opponent	Opp.	Site
1986	W	64	Radford	62	Savannah, Ga.
	L	64	Charleston Southern	65	Savannah, Ga.
1987	W	73	Coastal Carolina	68	Savannah, Ga.
	L	76	Campbell	79	Savannah, Ga.
1988	L	58	Winthrop	73	Rock Hill, S.C.
1989	W	62	Radford	58	Rock Hill, S.C.
	W	88	Coastal Carolina	76	Rock Hill, S.C.
	W	93	Campbell	78	Rock Hill, S.C.
1990	W	79	Augusta	73	Rock Hill, S.C.
	W	78	Radford	72	Rock Hill, S.C.
1991	L	53	Augusta	62	Anderson, S.C.
1992	L	52	Liberty	85	Anderson, S.C.
1993	L	87	Winthrop	101	Charleston, S.C.
1994	L	56	Towson State	64	Charleston, S.C.
1995	L	47	Radford	63	Lynchburg, Va.
1996	W	69	Winthrop	61	Lynchburg, Va.
	L	60	Liberty	73	Lynchburg, Va.
1997	W	54	UMBC	51	Lynchburg, Va.
	L	57	Charleston Southern	67	Lynchburg, Va.
1998	W	46	Liberty	42	Lynchburg, Va.
	L	61	Radford	63	Lynchburg, Va.
1999	W	106	Liberty	98	Asheville, N.C.
	L	79	Radford	92	Asheville, N.C.
2000	W	77	Liberty	63	Asheville, N.C.
	W	78	Radford	71	Asheville, N.C.
	L	62	Winthrop	75	Asheville, N.C.
2001	L	48	Liberty	60	Roanoke, Va.
2002	L	71	High Point	72	Roanoke, Va.
2003	W	68	Elon	66	Elon, N.C.
	W	81	Winthrop	80	Lynchburg, Va.
	W	85	Radford	71	Lynchburg, Va.
2004	W	49	Winthrop	46	Rock Hill, S.C.
	L	49	High Point	64	High Point, N.C.
2005	L	93	High Point (OT)	98	Asheville, N.C.
2006	L	62	Coastal Carolina	78	Conway, S.C.
2007	W	77	Coastal Carolina	64	Conway, S.C.
	L	60	Winthrop	79	Rock Hill, S.C.
2008	W	87	Charleston Southern	63	Asheville, N.C.
	W	75	Liberty	57	Asheville, N.C.
	L	48	Winthrop	66	Asheville, N.C.
2009	W	76	Winthrop	68	Asheville, N.C.
	L	86	Radford	94	Radford, Va.
2010	W	84	High Point	73	Asheville, N.C.
	L	73	Coastal Carolina	92	Conway, S.C.
2011	W	72	Charleston Southern	63	Asheville, N.C.
	W	62	High Point	45	Conway, S.C.
	W	60	Coastal Carolina	47	Conway, S.C.
2012	W	86	High Point	61	Asheville, N.C.
	W	91	Charleston Southern	64	Asheville, N.C.
	W	80	VMI	64	Asheville, N.C.
2013	L	72	Longwood	87	Conway, S.C.
2014	W	96	Radford	87	Conway, S.C.
	L	79	Winthrop	80	Conway, S.C.
2015	W	80	Liberty	70	Conway, S.C.
	L	57	Coastal Carolina	74	Conway, S.C.
2016	W	80	Liberty	49	Buies Creek, N.C.
	W	80	High Point	69	Buies Creek, N.C.
	W	77	Winthrop	68	Buies Creek, N.C.
2017	L	79	Campbell	81	Rock Hill, S.C.
2018	W	71	Charleston Southern	66	Asheville, N.C.
	L	64	Liberty	69	Asheville, N.C.

CONFERENCE TOURNAMENT TITLE GAMES

Year	Champion (Score)	Runner-Up (Score)	Site
1986	Charleston So. (68)	Augusta (60)	Savannah, Ga.
1987	Charleston So. (64)	Augusta (63)	Savannah, Ga.
1988	Winthrop (71)	Radford (58)	Rock Hill, S.C.
1989	UNC Asheville (93)	Campbell (78)	Rock Hill, S.C.
1990	Coastal Carolina (76)	UNC Asheville (73)	Rock Hill, S.C.
1991	Coastal Carolina (89)	Augusta (54)	Anderson, S.C.
1992	Campbell (67)	Charleston So. (53)	Anderson, S.C.
1993	Coastal Carolina (78)	Winthrop (65)	Charleston, S.C.
1994	Liberty (76)	Campbell (62)	Charleston, S.C.
1995	Charleston So. (68)	UNCG (67)	Lynchburg, Va.
1996	UNCG (79)	Liberty (53)	Lynchburg, Va.
1997	Charleston So. (64)	Liberty (54)	Lynchburg, Va.
1998	Radford (63)	UNC Asheville (61)	Lynchburg, Va.
1999	Winthrop (86)	Radford (74)	Asheville, N.C.
2000	Winthrop (75)	UNC Asheville (62)	Asheville, N.C.
2001	Winthrop (60)	Radford (58) OT	Roanoke, Va.
2002	Winthrop (70)	High Point (48)	Roanoke, Va.
2003	UNC Asheville (85)	Radford (71)	Lynchburg, Va.
2004	Liberty (87)	High Point (42)	Lynchburg, Va.
2005	Winthrop (68)	Charleston So. (46)	Rock Hill, S.C.
2006	Winthrop (51)	Coastal Carolina (50)	Rock Hill, S.C.
2007	Winthrop (84)	VMI (81)	Rock Hill, S.C.
2008	Winthrop (66)	UNC Asheville (48)	Asheville, N.C.
2009	Radford (108)	VMI (94)	Radford, Va.
2011	UNC Asheville (60)	Coastal Carolina (47)	Conway, S.C.
2012	UNC Asheville (80)	VMI (64)	Asheville, N.C.
2013	Liberty (87)	Charleston So. (76)	Conway, S.C.
2014	Coastal Carolina (76)	Winthrop (61)	Conway, S.C.
2015	Coastal Carolina (81)	Winthrop (70)	Conway, S.C.
2016	UNC Asheville (77)	Winthrop (68)	Buies Creek, N.C.
2017	Winthrop (76)	Campbell (59)	Rock Hill, S.C.
2018	Radford (55)	Liberty (52)	Radford, Va.

UNC ASHEVILLE ALL-TIME BIG SOUTH TOURNAMENT RECORD 34-28

Tournament Titles Won: 5

(1989, 2003, 2011, 2012, 2016)

Times in Championship Game: 9

(1989, 1990, 1998, 2000, 2003, 2008, 2011, 2012, 2016)

Times in Semifinals: 20

(1986, 1987, 1989, 1990, 1996, 1997, 1998, 1999, 2000, 2003, 2004, 2007, 2008, 2009, 2010, 2011, 2012, 2014, 2016, 2018)

Times Lost in Semifinals: 11

(1986, 1987, 1996, 1997, 1999, 2004, 2007, 2009, 2010, 2014, 2018)

Times Lost in Quarterfinals: 12

(1988, 1991, 1992, 1994, 1995, 2001, 2002, 2005, 2006, 2015, 2017)

Times Lost in First Round: 2

(1993, 2013)

UNC ASHEVILLE VS. TOURNAMENT OPPONENTS

Opponent	Won	Lost	.PCT	Last Game
Radford	6	4	.600	96-87, 2014
Coastal Carolina	4	4	.500	57-74, 2015
Campbell	1	2	.33	79-81, 2017
Augusta	1	1	.500	53-62, 1991
Charleston So.	4	2	.667	71-66, 2017
Towson State	0	1	.000	54-64, 1994
Liberty	6	4	.600	64-69, 2018
Winthrop	5	6	.400	79-80, 2014
UMBC	1	0	1.000	54-51, 1997
High Point	4	3	.571	80-69, 2016
Elon	1	0	1.000	68-66, 2003
VMI	1	0	1.000	80-64, 2012
Longwood	0	1	.000	72-87, 2013