



2018-19 MURRAY STATE BASKETBALL

Dave Winder, Assistant AD - Media Relations • Office: (270) 809-4271 • Cell: (270) 293-0566 • dwinder@murraystate.edu

GAME-10

AUBURN ARENA - AUBURN, ALA.



MURRAY STATE RACERS (8-1, 0-0 Ohio Valley)
Head Coach: Matt McMahon (Appalachian State, 2000)
Career Record: 67-38 (4th season) • **At MUR:** Same • **OVC:** 34-16



(#7) AUBURN TIGERS (9-2, 0-0 Southeastern)
Head Coach: Bruce Pearl (Boston College, 1982)
Career Record: 541-208 (24th season) • **At AU:** 79-63 (5th)

Facing a top-10 team for the first time since the 2012 NCAA Tournament, the Murray State Racers (8-1) take on the No. 7 Auburn Tigers (9-2) Saturday in a 3:30 p.m. tip at the Auburn Arena in Auburn, Alabama. The SEC Network will air the game on television and Froggy 103 (WFGS 103.7 FM) airs every MSU game with "Voice of the Racers" Neal Bradley calling the action in his 28th season. Former MSU assistant coach Kenny Roth provides commentary. Froggy103.com and GoRacers.com has free online streaming audio. The game can also be seen online at WatchESPN.com.

The Racers are coming off a 66-64 home win Tuesday over Evansville in a game in which they trailed at the five-minute and two-minute marks, but still managed to claw back and win when Ja Morant scored with .6 seconds on the clock. The win gave the Racers a 15-game home winning streak since their last loss on their home floor to Auburn (Dec. 19, 2017). The game marked the first for an SEC team to visit MSU since 1993.

The Racers have already faced one SEC team this season when they pushed Alabama (Nov. 26) before falling 78-72. Sophomore sensation Ja Morant scored 38 points, just part of an outstanding season to date, which included one of 15 NCAA D-I triple-double games when he had 29 points, 13 rebounds and 12 assists against Missouri State

(Nov. 24). Going into the game at Auburn, Morant is first in NCAA D-I with 9.6 assists per game. He leads the Ohio Valley Conference and is 18th in the nation with 22.8 points per game.

The Racers are defending at a high level in Coach Matt McMahon's fourth season as they lead the nation in 3-point field goal defense. Through nine games, opponents are only hitting 22 percent against the Racers (33-of-153). The best anyone has been able to do against the Racers was six made threes by Prairie View (Dec. 1) and by Evansville on Tuesday.

After the Christmas break, the Racers return to action at home against Bethel (TN) on Dec. 29. MSU opens OVC play at home with Morehead State (Jan. 3) and Southeast Missouri (Jan. 5).


Murray State vs Current SEC Members

Team	First	Last	Series
Alabama	1957	2018	1-4
Arkansas	1937	1997	2-4
Auburn	1996	2017	1-4
Florida	None		
Georgia	2002	2015	0-2
Kentucky	None		
Louisiana State	None		
Mississippi	1958	2016	3-3
Mississippi State	1941	2007	2-7
Missouri	1991	2008	0-4
South Carolina	None		
Tennessee	1945	2006	0-3
Texas A&M	1946	1946	1-0
Vanderbilt	1931	2010	2-3

Ja Morant - NCAA D-I Rankings (Dec. 19)


Category	NCAA	OVC	Stat	National Leader	Team	Stat
Triple-doubles	1	1	1	15 players tied		1
Assists Per Game	1	1	9.6			
Total Assists	3	1	86	Josh Perkins	Gonzaga	96
Double-Doubles	9	1	6	Demajeo Wiggins	BGSU	9
Points Per Game	18	2	22.8	Chris Clemsons	Campbell	30.0
Minutes Per Game	66	1	34:56	Darnell Edge	FDU	39:56
Total FG Per Game	67	2	74	Yoeli Childs	BYU	120
Steals Per Game	94	7	1.8	Brian Beard	FIU	3.4
FG Percentage	118	4	.525	Tristan Clark	Baylor	.792
Assist-TO Ratio	155	3	1.95	Jalen Harris	Arkansas	7.56
Def. Reb. Per Game	177	9	5.3	Jordan Murphy	Minnesota	9.2
Rebounds Per Game	225	9	6.9	Jordan Murphy	Minnesota	12.6

MURRAY STATE PROBABLE STARTERS (2018-19 STATS)




G • 6-3 • SR.

PTS 12.2
REB 4.6
AST 18
STL 21



G • 6-5 • FR.

PTS 11.4
REB 3.9
AST 16
STL 12



G • 6-2 • SO.

PTS 22.8
REB 6.9
AST 86
STL 17



G • 6-7 • JR.

PTS 5.2
REB 4.4
AST 3
BLK 4



F • 6-8 • SR.

PTS 3.1
REB 5.4
AST 7
BLK 10

EVENT INFORMATION

Date: Dec. 22 **Time:** 3:30 p.m. CT **Site:** Auburn, Ala. **Arena:** Auburn Arena **Radio:** Racer Radio - WFGS 103.7 FM - PXP-Neal Bradley, Analyst-Kenny Roth **TV:** SEC Network - PXP-Dave Neal (PXP), Analyst - Pat Bradley **Online Video:** WatchESPN **Audio:** GoRacers.com & Froggy103.com **Live Stats:** SidearmStats **Twitter:** @MSURacers @RacersHoops @RacerDave23

Series: MSU trails 1-4 **Home:** MSU trails 0-1 **Away:** MSU trails 0-2 **Neutral:** MSU leads 1-0 **Last Meeting:** 2017 Home MSU lost 81-77

MSU Last: Tuesday home won 66-64 over Evansville. **AU Last:** Wed. @ NC State

MSU Next: Dec. 29 home Bethel (TN) **MSU next away:** Jan. 10 at UT Martin **AU Next:** Dec. 29 home vs North Florida **AU Next Away:** Jan. 9 at Ole Miss

/MurrayStateRacerAthletics @MSURacers
 /RacerAthletics #Racers #RacerTradition
 GoRacers.com OVCSports.com
 ESPN+ ESPNPlus.com

2018-19 SCHEDULE

NOVEMBER

10	Wright State	⚡	H	Won	73-54
16	Spalding		H	Won	106-36
24	Missouri State		H	Won	77-66
26	Alabama		A	Lost	72-78

DECEMBER

01	Prairie View A&M	⚡	H	Won	83-67
08	Middle Tennessee		A	Won	64-42
12	Southern Illinois		A	Won	80-52
15	Jackson State		H	Won	74-57
18	Evansville	⚡	H	Won	66-64
22	Auburn		A	SEC NET	330p
29	Bethel (TN)		H	ESPN+	7p

JANUARY

03	*Morehead State	⚡	H	ESPN+	7p
05	*SE Missouri	⚡	H	ESPN+	7p
10	*UT Martin	⚡	A	ESPN+	730p
12	*SE Missouri	⚡	A	ESPN+	415p
17	*Eastern Illinois	⚡	A	ESPN+	715p
19	*SIUE	⚡	A	ESPN+	7p
24	*Belmont	⚡	H	ESPN+	8p
26	*Tennessee State	⚡	H	ESPN+	7p
31	*Jacksonville State	⚡	A	ESPN+	715p

FEBRUARY

02	*Tennessee Tech	⚡	A	ESPN+	730p
07	*Eastern Illinois	⚡	H	ESPN+	7p
09	*SIUE	⚡	H	ESPN+	7p
14	*Austin Peay	⚡	A	ESPN+	6p
16	*Eastern Kentucky	⚡	A	ESPN+	630p
21	*UT Martin	⚡	H	ESPN+	7p
23	*SE Missouri	⚡	H	ESPN+	7p
28	*Morehead State	⚡	A	ESPN+	635p

MARCH

02	*Austin Peay	⚡	H	ESPN+	7p
06	#OVC Round One		N	ESPN+	6p/8p
07	#OVC Quarterfinals		N	ESPN+	6p/8p
08	#OVC Semifinals		N	ESPN+	7p/9p
09	#OVC Championship		N	ESPN2	7p

* OVC Games **BOLD** - Home Game ⚡ Doubleheader
- OVC Tournament, Evansville - Ford Center



2018-19 MURRAY STATE MEN'S BASKETBALL ROSTER

No	Player	P	H	W	C	Hometown (Previous School)
0	Mike Davis	F	6-7	210	Jr.	East Brewton, Ala. (Coastal Alabama North CC/W.S. Neal HS)
1	DaQuan Smith	G	6-1	175	Fr.	Holly Springs, Miss. (Holly Springs HS)
4	Brion Sanchious	F	6-8	245	Sr.	Pompano Beach, Fla. (Northeast HS)
10	Tevin Brown	G	6-5	180	Fr.	Fairhope, Ala. (Fairhope HS)
11	Leroy "Shaq" Buchanan	G	6-3	190	Sr.	Madison, Miss. (NE Mississippi CC/Madison HS)
12	Temetrius "Ja" Morant	G	6-3	175	So.	Dalzell, S.C. (Crestwood HS)
13	Devin Gilmore	F	6-6	200	So.	Picayune, Miss. (Madison Ridgeland Academy)
14	Jaiveon Eaves	G	6-2	195	Jr.	Madisonville, Ky. (John A. Logan JC/Madisonville-N. Hopkins HS)
22	Brion Whitley	G	6-4	200	So.	Sarasota, Fla. (Riverview HS)
23	KJ Williams	F	6-9	240	Fr.	Cleveland, Miss. (Cleveland Central HS)
24	Anthony Smith	F	6-7	225	Sr.	Suitland, Md. (Barton County CC/Potomac HS)
25	Jalen Johnson	G	6-1	175	Fr.	Hopkinsville, Ky. (Hopkinsville HS)
32	Darnell Cowart	F	6-8	295	Jr.	Chicago, Ill. (Copley County CC/Agua Fria HS/)

Head Coach: Matt McMahon (Appalachian State 2000) 4th Season (Assistant 4 seasons, 2011-15)

Assistant Coaches:

Shane Nichols - 4th Season (Wofford 2008)

Tim Kaine - 4th Season (Winthrop 2002)

Casey Long - 2nd Season (Chattanooga 2007)

Video Coordinator: Mike Chapman (Florida 2017)

Senior Associate AD-Basketball Administrator: Matt Kelly (Alma College 1994) 17th season

Athletic Trainer: Eric Frederick (TCU 1992) 26th season

Team Doctors: Dr. Richard Blalock, Dr. Richard Blalock II

Strength & Conditioning Coach: Zach Whitman (Appalachian State 2013) 2nd season

Media Relations: Dave Winder (Murray State 1987) 18th Season

Administrative Assistant: Crystal Morrow (Murray State 1994) 22nd Season

Team Managers: Trevor Breedlove, Nathan Huddy, Chase McAtee, Jack Seltsman, Nick Virden, Drew Waddell

Alphabetical Roster

10	Tevin Brown	G	6-5	180	Fr.
11	Shaq Buchanan	G	6-3	190	Sr.
32	Darnell Cowart	F	6-8	295	Jr.
0	Mike Davis	F	6-7	210	Jr.
14	Jaiveon Eaves	G	6-2	195	Jr.
13	Devin Gilmore	F	6-6	200	So.
25	Jalen Johnson	G	6-1	175	Fr.
12	Ja Morant	G	6-3	175	So.
4	Brion Sanchious	F	6-8	245	Sr.
24	Anthony Smith	F	6-7	225	Sr.
1	DaQuan Smith	G	6-1	175	Fr.
22	Brion Whitley	G	6-4	200	So.
23	KJ Williams	F	6-9	240	Fr.

Pronunciations

Darnell Cowart	Co-WART
Jaiveon Eaves	Jay-VEE-ON
Tim Kaine	Cane
Matt McMahon	Mick-Man
Ja Morant	J-ah More-RANT
Brion Sanchious	Bree-ON SANG-Chus
DaQuan Smith	Day-quan
Brion Whitley	Bree-ON Wit-LEE

PROGRAM INFORMATION

Location	Murray, Ky. (42071)
Founded	1922
Enrollment	9,466 (Fall 2018)
Colors	Navy & Gold
Nickname	Racers
Conference	Ohio Valley
Arena	CFSB Center (8,600)
President (Interim)	Dr. Bob Jackson
Director of Athletics (Interim)	Velvet Milkman
Athletics Faculty Rep.	Dr. Dave Gesler

2017-18 SEASON

2017-18	Overall 26-6	OVC 16-2 (Champion)
First Season		1925-26
Seasons	93rd in 2017-18	(70th in OVC)
Total Winning Seasons		78
All-Time Record	1611-890 (.644)	
All-Time OVC Record	672-337 (.666)	

RACER HISTORY

OVC Regular Season Championships	25
1951, 1964, 1968, 1969, 1980, 1982, 1983, 1988, 1989, 1990, 1991, 1992, 1994, 1995, 1996, 1997, 1998, 1999, 2000, 2006, 2010, 2011, 2012, 2015, 2018	
OVC Tournament Championships	16
1951, 1964, 1988, 1990, 1991, 1992, 1995, 1997, 1998, 1999, 2002, 2004, 2006, 2010, 2012, 2018	
NCAA Tournament Appearances	16
1964, 1969, 1988, 1990, 1991, 1992, 1995, 1997, 1998, 1999, 2002, 2004, 2006, 2010, 2012, 2018	
NIT Tournament Appearances	8
1980, 1982, 1983, 1989, 1994, 1996, 2011, 2015	
CIT Tournament Appearances	1
2014 (Champion)	

All-Time Coaches

Carlisle Cutchin	16	1925-41	347	256-91
Rice Mountjoy	1	1941-42	22	18-4
John Miller	6	1942-48	134	74-60
Harlan Hodges	7	1948-55	201	120-81
Rex Alexander	3	1955-58	73	34-39
Cal Luther	16	1958-74	395	241-154
Fred Overton	4	1974-78	103	44-59
Ron Greene	7	1978-85	197	119-78
Steve Newton	6	1985-91	181	116-65
Scott Edgar	4	1991-95	118	79-40
Mark Gottfried	3	1995-98	92	68-24
Tevester Anderson	5	1998-03	155	103-52
Mick Cronin	3	2003-06	93	69-24
Billy Kennedy	5	2006-11	128	107-53
Steve Prohm	4	2011-15	132	104-29
Matt McMahon	3	2015-18	96	59-37

Record at start of season

OVC MVP's	19
Jim Jennings (1964), Claude Virden (1969)	
Les Taylor (1972) (1973), Gary Hooker (1980), Glen Green (1983), Jeff Martin (1988) (1990), Popeye Jones (1990) (1991), Marcus Brown (1995) & (1996), De'Teri Mayes (1998), Aubrey Reese (2000), Cuthbert Victor (2004), Isaiah Canaan (2012) & (2013 Co-MVP), Cameron Payne (2015), Jonathan Stark (2018)	

All-Conference Selections**133****MEDIA INFORMATION**

Weekly News Conference: Head Coach Matt McMahon conducts a weekly Q&A session with area media members at the CFSB Center. Lunch is provided. Video will be available on GoRacers.com. In most weeks, the news conference is on Monday and is usually held at noon.

Practice Coverage: MSU practices are generally open. Player interviews are limited to one day per week for players. Coach McMahon is available every day before or after practice.

Video Service: Any television stations and networks needing video of individual MSU players and game footage are asked to call Jonathan Harkey (270) 809-6184. jharkey@murraystate.edu is his email.

CFSB Center Parking: Media parking is in lot 4 of the home of the Racers, the CFSB Center. The entrance is off of the Highway 121 Bypass on the southwest side. The address for the CFSB Center is: 1401 KY-121, Murray, KY 42071

Post-Game Interviews: For home games, Coach McMahon and select MSU players will be available in the media interview area, which is in the room next to the MSU locker room. Interviews begin after a 10 minute cooling off period. Visiting coaches can come to the media area at their discretion. For road games, Coach McMahon will be available for interviews after he is finished with his radio interview. This could be done on the court or at the home team's interview area.

OVC Teleconference: The Ohio Valley Conference will hold teleconferences during the season. Contact Kyle Schwartz of the OVC for phone dates, number and passcode. (615) 371-1688. His email is: kschwartz@ovc.org. You can also contact Dave Winder for the information.

OVC CONTACT

Kyle Schwartz
Assistant Commissioner for Media Relations
 Office: (615) 690-6685
 Cell: (615) 775-1937
 E-mail: kschwartz@ovc.org
 Web Page: <http://www.OVCSports.com>
 Twitter: @OVCSports



Recent Murray State vs Auburn

Year	Site	W/L	Score	Leading Scorer	Rebounder	Assister
1996	^Birmingham	Lost	72-86			
2002	Auburn	Lost	53-72	Rick Jones	14 Cuthbert Victor	5 A. Whelchel
2012	*Charleston	Won	79-59	Isaiah Canaan	26 Ed Daniel	5 Isaiah Canaan
2013	Auburn	Lost	67-75	Jeffery Moss	16 Jarvis Williams	9 Cameron Payne
2017	Murray	Lost	77-81	Terrell Miller	24 Terrell Miller	15 Ja Morant

^ Birmingham, Ala.

* Charleston Classic, Charleston, S.C.

Racer Observations

▶ Tevin Brown has hit at least one 3-point basket in his first nine games at MSU. The Murray State record for consecutive games with a made three is 40 by Isaiah Canaan from 2012-13.

▶ Ja Morant had the fourth-highest assist game in MSU history at home against Jackson State (Dec. 15) with 14. The MSU record of 16 by Chad Townsend was accomplished against Eastern Illinois (2-20-1997).

▶ Tevin Brown's six 3-pointers at SIU tied the season high for the Racers after Ja Morant did it against Missouri State (Nov. 24).

▶ MSU's 11 3-pointers at SIU was their season high, one better than opening night against Wright State (Nov. 10) when they made 10.

MSU has only given up a season-high six 3-point baskets coming in the PVAM and UE games. The last time a team hit 10 or more against the Racers was last season when Belmont hit 14 on Jan. 18, 2018. Auburn hit 12 against the Racers in their meeting a year ago.

▶ The Racers trailed Evansville at both the five-minute and two-minute marks but managed to win. The last time the Racers came back to win from

trailing at the five-minute mark was at home (11-11-16) in a 73-70 win over Illinois State after trailing by two. The last time MSU was down at the two-minute mark was at Southeast Missouri (2-14-15) when they rallied from a three-point deficit to force overtime where they eventually won 94-92.

▶ For the second time this season, the Racers had a pair of players reach 20 points in scoring in the SIU game when Morant had 23 and Tevin Brown 20. Since 2016, the Racers have 10 such games.

▶ An amazing side fact to the Racers' 28-point win at SIU, they were whistled for 20 fouls, while SIU only had five. The Racers still won easily (80-52) even though they only went to the free throw line seven times (and hit all of them) and SIU made 17.

▶ Morant and Buchanan have made 99 combined starts in the last two seasons.

▶ Mike Davis was called on to make his first MSU start at MTSU (Dec. 8) and the first game without injured senior forward, Anthony Smith.

▶ In nine games this season, the Racers have enjoyed having the lead for an average of 31 minutes per game.

• Racers Running With Growing Home Winning Streak

The Racers pushed their home in streak to 15 (Dec. 18) in a win over Evansville. The current run started shortly after the Racers lost at home last December against Auburn. It's the best home win streak since MSU won 18-straight from November of 2014 to December of 2015 under Coach Steve Prohm and Matt McMahon. The Racers are 40-10 in the four seasons of home games in the Coach Matt McMahon era. MSU

2018-19 SEASON HIGHS

Category	MSU Player	Opponent	Date	Stat	Opponent Player	Team	Stat
Points	Ja Morant	Alabama	11-26-18	38	Kira Lewis, Jr.	Alabama	20
FG Made	Ja Morant	Alabama	11-26-18	16	Eric McGill	Southern Ill.	7
FG Attempts	Ja Morant	Alabama	11-26-18	29	Jarred Dixon	Missouri State	14
FG %	Devin Gilmore	Spalding	11-16-18	7-7, 1.000	Mark Hughes	Wright State	7-9, .778
3-PT Made	Ja Morant	Missouri State	11-24-18	6	Chance Ellis	Prairie View	3
	Tevin Brown	Southern Ill.	12-12-18	6			
3-PT Attempts	Tevin Brown	Missouri State	11-24-18	12	Dontelius Ross	Jackson State	6
3-PT %	Brion Whitley	Spalding	11-16-18	3-5, .600	Aaron Cook	Southern Ill.	2-3, .667
FT Made	Ja Morant	Prairie View	12-01-18	12	Aaron Cook	Southern Ill.	8
FT Attempts	Anthony Smith	Prairie View	12-01-18	14	Aaron Cook	Southern Ill.	11
FT %	Ja Morant	Southern Ill.	12-12-18	5-5, 1.000	Jayce Johnson	Middle Tenn.	6-6, 1.000
Rebounds	Devin Gilmore	Missouri State	11-24-18	12	K.J. Riley	Evansville	11
Assists	Ja Morant	Jackson State	12-15-18	14	Josh Webster	Missouri State	7
Steals	Shaq Buchanan	Middle Tenn.	12-08-18	7	Cole Gentry	Wright State	5
Blocks	Shaq Buchanan	Jackson State	12-15-18	3	Kavion Pippen	Southern Ill.	5

OVC PRESEASON POLL

2018-19 Preseason OVC Predicted Order of Finish

1.	Belmont (8 first-place votes)	227
2.	Murray State (9)	221
3.	Jacksonville State (7)	211
4.	Austin Peay	188
5.	Tennessee Tech	135
6.	Eastern Kentucky	118
7.	Eastern Illinois	116
8.	Tennessee State	101
9.	Southeast Missouri	82
10.	Morehead State	78
11.	UT Martin	77
12.	SIUE	30

11 points awarded for a first-place vote, 10 for second, etc. - Coaches and SID's could not vote for their own teams

2018-19 OVC PRESEASON TEAM

Name	School	P	Ht	Class
Shaq Buchanan	MUR	G	6-3	Sr.
Ledarius Brewer	SEMO	G	6-5	So.
Jason Burnell	JSU	F	6-7	Sr.
C. Cunningham	JSU	F	6-7	Sr.
Lamonry Harris	MOR	F	6-7	Sr.
Fatod Lewis	UTM	G	6-8	Sr.
Terrell Lewis	EIU	G	5-7	Sr.
Nick Mayo	EKU	F	6-9	Sr.
Kevin McClain	BEL	G	6-3	Sr.
Ja Morant	MUR	G	6-3	So.
Terry Taylor	APSU	F	6-5	So.
*Dylan Windler	BEL	F	6-8	Sr.

* OVC Preseason Player of the Year

MSU OVC PRESEASON POY

Since 1993

1994-95	*Marcus Brown
1995-96	*Marcus Brown
1997-98	*DT Mayes
1999-00	Isaac Spencer
2000-01	Isaac Spencer
2005-06	Trey Pearson
2006-07	Shawn Witherspoon
2012-13	*^Isaiah Canaan
2014-15	*Cameron Payne
2017-18	*Jonathan Stark

* Also reg. sea. MVP ^Shared with Ian Clark (BEL)

RECENT OVC CHAMPIONS

Season	Reg.	Rec	Tournament
2001-02	Tenn. Tech	13-3	Murray State
2002-03	APSU/MOR	13-3	Austin Peay
2003-04	Austin Peay	16-0	Murray State
2004-05	Tenn. Tech	12-4	E. Kentucky
2005-06	Murray State	17-3	Murray State
2006-07	Austin Peay	16-4	E. Kentucky
2007-08	Austin Peay	16-4	Austin Peay
2008-09	UT Martin	14-4	Morehead St.
2009-10	Murray State	17-1	Murray State
2010-11	Murray State	14-4	Morehead St.
2011-12	Murray State	15-1	Murray State
2012-13	Belmont	14-2	Belmont
2013-14	Belmont	14-2	E. Kentucky
2014-15	Murray State	16-0	Belmont
2015-16	Belmont	12-4	Austin Peay
2016-17	Belmont	15-1	Jacksonville State
2017-18	Murray State	16-2	Murray State



still has a while to get close to the all-time record of 47. The Racers had the longest streak in the nation when it ended in 2000. It closed out old Racer Arena starting in 1996 under Coach Mark Gottfried and opened what was then called the Regional Special Events Center (now CFSB Center) before it was halted by SEMO in 2000 when Tevester Anderson was coach. In their 21st season of basketball at the CFSB Center, the Racers are 247-44 (.848) all-time in the arena and 101-17 (.854) against non-conference opponents. The Racers are an amazing 92-17 (.842) on their home floor in the last eight seasons.

• Perfect 1H At SIU?

The first half for the Racers might go down as the best first half in program history. The Racers hit the Salukis (7-4) with a 15-4 run to build a 19-9 lead at the 10:15 mark. Included in MSU's initial salvo was a pair of Morant 3-pointers. Tevin Brown got hot and hit three-straight 3-pointers and the Racers led 35-14 on a 12-0 run. When the horn sounded for halftime, the Racers had a 31-point lead over SIU at 49-18. In the first 20 minutes, the Racers were 19-of-33 from the field for 67 percent and 8-of-13 from the 3-point line for 61 percent. Defensively, it is hard to imagine the Racers could defend any better in holding SIU to 19 percent (5-of-26) and 1-of-7 from the 3-point line for 14 percent. The Racers had 12 assists on 19 field goals and had a 22-16 rebounding edge. They forced SIU into four more turnovers than field goals.

• The Morant Factor

Ja Morant is in rare air these days only 41 games into his Racer career. His averages for far feature 14.1 points per game, 6.6 rebounds and 7.0 assists. Although less than half the sample size a player will get over the course of four seasons, it's not crazy to compare him to some of the greats to wear the MSU uniform. Morant compares well with these Racer greats in great splits of points, rebounds and assists per game and specifically, those that averaged more than four rebounds per game.

Player	Years	Games	PPG	RPG	APG
Marcus Brown	(92-96)	118	18.9	4.1	2.7
Isaac Spencer	(97-01)	125	17.6	7.7	2.7
Aubrey Reese	(97-00)	96	13.2	4.1	3.8
Antoine Whelchel	(00-04)	124	10.6	6.4	2.6

• The Ball Hawk - Shaq Buchanan

With five steals in the first five minutes at Middle Tennessee (Dec. 1), Shaq Buchanan looked like he was going to get the MSU school record for steals in the first half. He ended with seven, his new career-high ahead of the four he had at Alabama (Nov. 26). The Murray State record for single-game steals still stands at eight. Kevin Thomas did it in 2008 at Missouri and the other happened in 1983 by Brian Stewart in against Eastern Illinois.

• Racers Adjust To Loss Of Senior Smith

The Racers played their first game without senior foward Anthony Smith who suffered an ankle injury (Dec. 4) and will miss the remainder of the season. The Racers' top rebounder, Smith was in the top-10 in

MSU LEAD-DEFICIT COMPARISON

Opp	I-----Largest Lead-----I	I-----Largest Deficit-----I	Lead Changes	Ties	Leading	Trailing
WSU	+19 (2H) 74-53 2:02	-05 (1H) 07-09 17:11	1	8	30:52	05:53
SU	+70 (F) 106-36 FINAL	None	0	2	38:35	:11
MOST	+16 (2H) 49-33 13:27	None	0	1	38:41	None
ALA	+06 (1H) 13-07 13:43	-13 (2H) 59-67 03:24	7	3	09:04	28:47
PVAM	+19 (2H) 82-63 01:50	-06 (1H) 30-36 02:46	8	16	29:15	05:32
MTSU	+30 (2H) 62-32 05:04	-02 (1H) 03-02 19:38	1	0	39:03	00:35
SIU	+33 (2H) 49-81 17:53	None	0	0	40:00	00:00
JSU	+26 (2H) 68-42 04:22	-02 (1H) 01-03 19:16	8	7	30:10	03:37
UE	+08 (2H) 18:15	-07 (2H) 04:43	8	4	30:25	06:19
AUB						
BETH						
MOR						
EKU						
UTM						
SEMO						
EIU						
SIUE						
BEL						
TSU						
JSU						
TTU						
EIU						
SIUE						
APSU						
EKU						
UTM						
SEMO						
MOR						
APSU						

MSU CURRENT STREAKS

All Games	W5
PVAM, MTSU, SIU, JSU, UE	
Last loss: Alabama, MTSU	
At CFSB Center	W15
EIU, SIUE, SEMO, UTM, MOR, EKU, APSU, JSU, TTU, WSU, SU, MOST, PVAM, JSU, UE	
Last Loss: Auburn	
On the Road	W2
MTSU, SIU	
Last loss: Alabama	
Neutral Floor	L1
WVU	
Last Win: BEL in OVC Tournament title game	
Non-OVC Home	W6
WSU, SU, MOST, PVAM, JSU, UE	
Last loss: Auburn	
Non-OVC Road	W2
MTSU, SIU	
Last loss: Alabama	
OVC Overall	W11
TSU, MOR, EKU, SEMO, UTM, APSU, SIUE, JSU, TTU, EIU, APSU	
Last Loss: BEL	
OVC Home	W9
EIU, SIUE, SEMO, UTM, MOR, EKU, APSU, JSU, TTU	
Last Loss: EIU (Final home game of 16-17 season)	
OVC Road	W6
TSU, SEMO, UTM, SIUE, EIU, APSU	
Last Loss: BEL	

RECORD VS OPPONENTS

Opponent	First	Last	W	L
Wright State	1990	2017	2	4
Spalding	2018	2018	1	0
Missouri State	1943	2018	3	2
Alabama	1957	1991	1	4
Prairie View A&M	1990	1994	4	0
Middle Tennessee	1930	2016	105	36
Southern Illinois	1929	2018	18	18
Jackson State	1972	2018	2	0
Evansville	1943	2016	26	12
Auburn	1996	2017	1	4
Bethel	1926	2016	21	3
Morehead State	1934	2017	111	50
Eastern Kentucky	1934	2017	100	61
UT Martin	1979	2018	49	7
SE Missouri	1931	2018	58	21
Eastern Illinois	1981	2017	46	11
SIU Edwardsville	1975	2017	19	3
Belmont	1986	2018	7	7
Tennessee State	1983	2018	53	17
Jacksonville State	2004	2018	21	2
Tennessee Tech	1930	2018	128	49
Austin Peay	1941	2017	82	43

MSU BEST RUNS

Opponent	H/A	Run	Pts	1/2
Middle Tennessee	A	17-1	+16	1H
Spalding	H	15-0	+15	1H
Prairie View	H	10-0	+10	2H
Wright State	H	10-0	+10	1H
Missouri State	H	9-0	+09	1H
Alabama	A	8-0	+08	2H



the nation through five games with 16 total offensive rebounds and was averaging 7.6 points per game. In the MTSU game (Dec. 8), Smith's fellow front court mates, Brion Sanchious, Mike Davis and KJ Williams all set their season high for minutes played. Smith is a likely candidate for a medical redshirt that would enable him to return next season in 2019-20 for his senior season.

• Morant Named OVC Player Of The Week - Back-To-Back Weeks

Murray State's Ja Morant was named the Ohio Valley Conference Player of the Week for men's basketball in the week of Nov.

26-Dec. 2 and was honored in back-to-back weeks. In the last 15 seasons, there have only been four other instances of a MSU player doing this. Cuthbert Victor won three-straight weeks of awards in 2003. Isaiah Canaan had back-to-back weeks in 2012 and Cameron Payne did it in 2015. Morant began the week with a career-high 38 points against Alabama (Nov. 26) and nine rebounds and five assists. He was 16-of-29 from the field, both career bests. His game of 16 made field goals is the second highest game of the season in NCAA D-I behind only Gonzaga's Josh McSwiggan who had a game of 17 made shots. Morant scored 25 points with nine rebounds and five assists against Prairie View on Saturday. For the week, he averaged 31.5 points per game on 22-of-41 shooting (.537) and 18-of-22 (.818) from the free throw line.

• Triple-Double Fever

Ja Morant made history (Nov. 24) when he recorded his second triple-double as a Racer in only his 35th career game at Murray State. His line was: 29 points, 13 rebounds and 12 assists. His first came last Dec. 28, 2017 against Eastern Illinois when he had 11 points, 10 rebounds and 14 assists. Murray State's only other triple-double (in records that date back to 1984) came in 2009 when Isacc Miles had 13 points, 10 rebounds and 11 assists against UT Martin (Feb. 23, 2009).

• Morant Named To Olsen & Henson Watch Lists

Ja Morant has been named to the watch lists for two of CollegeInsider.com's biggest awards. The Lute Olsen Award goes to the national player of the year in NCAA D-I. Murray State's Cameron Payne won the award in 2015. The Lou Henson Award goes to the national mid-major player of the year.

• Racers Sign Three For 2019-20

Murray State coach Matt McMahon announced the signing of three student-athletes that will join the Racers as freshmen in the 2019-20 season.

Chico Carter – 6-3 – Guard - Cardinal Newman HS – Columbia, S.C.

Chico Carter, out of Cardinal Newman High School, led the Cardinals in scoring as a junior in 2017-18 with 21.8 points per game, to go with 5.2 rebounds per game and 4.7 assists per game. Carter scored more than 20 points in 19 games and had two games of 30 point scoring for Coach Phillip Deter. Carter and his teammates will be looking for a third-straight trip to the South Carolina State Tournament in class 3A this season.

Demond Robinson – 6-8 – Forward - Lee HS - Montgomery, Ala.

Out of Lee High School, Demond Robinson was named All State in Alabama class 7A, the largest classification in the state as a junior in the 2017-18 season. He scored 15 points per game for the Generals and grabbed eight rebounds per game. He also led his team in steals and blocked shots. Robinson will likely surpass the 1,000 point mark this season and also become the school's all-time leader in blocked shots and rebounds. In a program that has been ranked among the best in the state in all three of his seasons as a varsity player, Robinson can finish as part of the winningest class in program history.

Matthew Smith – 6-6 – Forward - Independence HS - Charlotte, N.C.

Matthew Smith was part of a North Carolina State class 4A championship in the state's highest classification as a junior in 2017-18 when the Patriots were 31-1. He averaged 12 points per game and nine rebounds per game.

PRESEASON NOTES

• MSU goes into the 2018-19 season trying to replace the big production they got from graduated seniors Jonathan Stark (OVC Player of the Year) 21.4ppg and Terrell Miller (All-OVC First Team) 15.1ppg. Their combined 1,168 points represented 46 percent of the team's scoring. Replacing that won't be easy, but the Racers believe they have the pieces necessary to once again battle for the top spot in the OVC.

NCAA D-I Triple-Doubles for 2018-19 Season (Dec. 19)

Player	Team	Date	Opp	P	R	A
Ethan Happ	Wisconsin	11-06	Coppin State	10	11	12
Marcus Graves	Sacramento	11-09	Simpson (CA)	12	10	11
Marlain Veal	SE Louisiana	11-17	Stetson	24	10	10
Ja Morant	Murray State	11-19	Missouri State	29	13	12
Christian Keeling	Charleston S.	11-23	Coppin State	20	11	12
Jimmy Whitt	SMU	11-29	McNeese State	12	10	10
Drew McDonald	Northern Ky.	11-30	UMBC	12	14	11
Nick Norton	Drake	12-01	N. Dakota St.	18	13	17
Zylan Cheatham	Arizona State	12-01	Texas Southern	14	13	10
Jose Perez	Gardner-Webb	12-01	Savannah State	17	10	10
Ryan Woolridge	North Texas	12-05	Indiana State	12	10	10
Tarkus Ferguson	Illinois-Chicago	12-05	Illinois State	14	11	12
CJ Massinburg	Buffalo	12-05	Le Moyne	13	13	10
Troymain Crosby	Alcorn	12-08	Champ. Chr.	18	10	10

OVC Player Of The Week Honorees

Nov. 12	Nick Mayo	Eastern Kentucky
Nov. 19	Terry Taylor	Austin Peay
Nov. 26	Ja Morant	Murray State
Dec. 3	Ja Morant	Murray State
Dec. 10	Nick Mayo	Eastern Kentucky
Dec. 17	Terry Taylor	Austin Peay
	Kevin McClain	Belmont

COLLEGEINSIDER POLL

MID-MAJOR TOP 25

Rk	Team	Rec	Pts	Prev
1.	Gonzaga (26)	9-2	768	1
2.	Buffalo (4)	10-0	748	2
3.	Furman (1)	12-0	711	3
4.	Belmont	8-1	651	4
5.	UNC Greensboro	10-2	594	5
6.	Toledo	10-1	569	6
7.	Wofford	9-3	557	7
8.	Loyola Marymount	10-1	502	9
9.	Charleston	9-2	481	12
10.	Murray State	7-1	444	11
11.	Lipscomb	7-3	430	8
12.	San Francisco	10-1	421	17
13.	UC Irvine	10-2	408	13
14.	South Dakota State	9-4	387	10
15.	Stony Brook	10-2	322	15
16.	Penn	9-2	291	20
17.	Liberty	9-2	248	24
18.	New Mexico State	7-2	223	25
19.	Montana	5-3	207	19
20.	Texas State	10-1	135	NR
21.	Louisiana	7-4	121	16
22.	BYU	8-5	109	14
23.	Vermont	8-3	98	NR
24.	San Diego	9-3	92	22
25.	NJIT	11-2	67	NR

OTHERS RECEIVING VOTES: Kent State 63, Saint Mary's 62, Georgia State 61, Yale 60, Georgia Southern 56, Radford 53, Loyola Chicago 30, Samford 30, Ball State 10, ETSU 10, Northern Kentucky 10, **Southern Illinois 9**, Central Michigan 7, Stephen F. Austin 6, Pacific 5, UCSB 5, Northeastern 3, The Citadel 2, Abilene Christian 2, Drake 1, Hofstra 1, IUPUI 1, Seattle 1.

MSU WEEK BY WEEK

Date	MM	AP	USA	NRPI	KPom
Preseason	12	--	--	--	132
Nov. 12	16	--	--	--	114
Nov. 19	10	--	--	--	114
Nov. 26	11	--	--	72	114
Dec. 03	12	--	--	106	113
Dec. 10	11	--	--	43	62
Dec. 17	10	--	--	40	62
Dec. 24					
Dec. 31					
Jan. 07					
Jan. 14					
Jan. 21					
Jan. 28					
Jan. 30					
Feb. 04					
Feb. 11					
Feb. 18					
Feb. 25					

MM - CollegeInsider.com Mid-Major Poll

AP - Associated Press Poll

USA - USA Today Coaches' Poll

NNET - NCAA NET Ratings

KP - KenPom.com Rating





- The Racers return three starters including sophomore point guard Ja Morant (Dalzell, S.C.) who was named All-OVC First Team and All-OVC Newcomer Team as a freshman. Morant started every one of the Racers' 32 games and was 15th nationally with 6.2 assists per game. Among NCAA D-I freshman, only Oklahoma's Trea Young was better with 8.7. Morant enters his sophomore season as the fifth returning scorer in the OVC at 12.7ppg, the eighth returning rebounder at 6.5rpg and the first returning assister at 6.3apg.

- Shaq Buchanan and Brion Sanchious are seniors and give the Racers a total of three returning starters along with Morant. Sanchious (Pompano Beach, Fla.), is the glue that holds the Racers together on both ends of the floor and doesn't score a lot, but he did make 61 percent of his 70 shots from 2017-18. Buchanan (Madison, Miss.) became a starter in the third game of the season and became a player that can do just about everything a team needs to win. He led the team with 50 steals (4th in the OVC) and tossed in 9.1ppg and grabbed 3.9rpg. Senior Anthony Smith (Suitland, Md.) appeared in all 32 games off the bench for the Racers and his experience and high energy will be even more important to the team this season.

- Racer Newcomers DaQuan Smith (Holly Springs, Miss.) and KJ Williams (Cleveland, Miss.) were both honored to represent their home state at the Alabama-Mississippi All-Star Series (March 16) in which the top high school players from the Yellowhammer State and the Magnolia State play an exhibition game. Representing Mississippi, Smith and Williams helped their team as Mississippi broke the 1994 record for most points with a 127-90 win. Smith and Williams were both named to the Clarion Ledger's Dandy Dozen. Each year, Mississippi's largest newspaper selects their top high school players in the preseason and the postseason and this Racer freshman duo was picked for both.

- Guard Tevin Brown (Fairhope, Ala.) finally gets to get on the floor with the Racers after a foot injury caused him to miss the entire 2017-18 season. Brown, a 2017 Alabama 6A All-State selection, starts his freshman season a year later and is part of a rookie class that is highly touted including the aforementioned Mississippi duo of DaQuan Smith and KJ Williams. Guard Jalen Johnson (Hopkinsville, Ky.) finishes out this great class after a Kentucky All-State career at Hopkinsville.

- Racer sophomores Devin Gilmore (Picayune, Miss.) and Brion Whitley (Sarasota, Fla.) are ready to gain more responsibility in the 2018-19 season.

- The Racers have also signed up a versatile trio of players from the JUCO ranks. Darnell Cowart (Chicago, Ill.), Mike Davis (East Brewton, Ala.) and Jaiveon Eaves (Madisonville, Ky.) will have a chance to make a big impact on the season. Cowart appeared in 31 games at Cowley County CC in Kansas and averaged 15.9 points per game and hauled in 7.7 rebounds. He had nine games of 20-point scoring. Davis was an all-league player at Coastal Alabama North CC where he scored 16.2ppg and grabbed 8.1rpg and Eaves was named the NJCAA Region-24 Player of the Year at John A Logan JC by scoring 16.1ppg.

- The Racers are coming off an impressive 2017-18 season that saw them win the Ohio Valley Conference regular season title and OVC Tournament title and appear in the NCAA Tournament for the first time since 2012. Head Coach Matt McMahon leads the Racers into his fifth season after he became the eighth-straight Racer coach to reach the NCAA Tournament.

- MSU (26-6, 16-2 OVC) won their final 12 games to win the OVC regular season championship. After losing at Belmont (Jan. 18) 79-72, the Racers ran the table. As the No. 1 seed at the OVC Tournament in Evansville, the Racers defeated Jacksonville State and Belmont to reach their 16th NCAA Tournament. MSU was a No. 12 seed and lost to No. 5 seed West Virginia in San Diego by an 85-68 score.

- The 2018-19 season is the 21st for the Racers in the CFSB Center. Formerly known as the Regional Special Events Center, the arena opened in the fall of 1998. Just like they did for 48 years at Racer Arena, MSU has enjoyed a home winning percentage at "The Bank". Last season they were 14-2 at home and carry a winning streak of nine in a row into the 2018-19 season. MSU didn't lose an OVC game at home last season and their last loss was to Auburn (Dec. 19). Coming into the 2018-19 season, MSU is 245-44 (.847) overall and 146-27 (.843) in OVC games. Their non-conference mark is 99-17 (.853).

- The Racers have led the OVC in scoring average in the last two seasons. In 2016-17, they scored 80.0 points per game, while Morehead State was at 79.0. Then last season in 2017-18 MSU led the OVC at 78.6, just ahead of Belmont at 77.6. Having Jonathan Stark on the floor certainly made that happen as he led the league in scoring in both seasons.

Racer Basketball By The Numbers

- 2 NBA Draft selections since 2013. Isaiah Canaan to Rockets in 2013, Cameron Payne to OKC in 2015.
- 3 NCAA Tournament wins - Beat NC State (1988), Vanderbilt (2010), Colorado State (2012)
- 8 National Invitational Tournament Appearances - 2015 Quarterfinalists
- 8 Consecutive coaches that have led MSU to the NCAA Tournament (Newton, Edgar, Gottfried, Anderson, Cronin, Kennedy, Prohm and McMahon)
- 16 OVC Tournament Championships
- 16 NCAA Tournament Appearances
- 16 Head Coaches - Matt McMahon was hired on June 9, 2015
- 19 OVC Player of the Year Awards - last was Jonathan Stark in 2018

RACER GREATS

Retired Numbers By Year

21	Bennie Purcell	1952
16	Garrett Beshear	1953
19	Howie Crittenden	1956
15	Jeff Martin	1989
30	Paul King	1991
54	Popeye Jones	1992
26	Joe Fulks	2001
20	Johnny Reagan	2003
5	Marcus Brown	2010
3	Isaiah Canaan	2018

MSU Hall Of Fame By Induction Year

Joe Fulks	1965
Willard Bagwell	1967
Floyd Burdette	1967
Hugh May	1967
Bennie Purcell	1969
Garrett Beshear	1969
Howie Crittenden	1970
Coach Carlisle Cutchin	1970
Herman Shaw	1970
Johnny Reagan	1971
Ethridge McKeel	1972
Coach Harlan Hodges	1976
Jim Jennings	1978
Stewart Johnson	1979
John Miller	1982
Coach Cal Luther	1986
Dick Cunningham	1986
Lamont Sleets	1987
Les Taylor	1987
James Phillips	1988
Steve Barrett	1988
Herb McPherson	1989
Dale Alexander	1990
Herb Hurley	1990
Jimmy Young	1991
Auburn Wells	1994
Harold Loughary	1996
Coach Rex Alexander	2000
Coach Steve Newton	2000
Claude Virden	2002
Jeff Martin	2004
Popeye Jones	2007
Marcus Brown	2010
Don Mann	2012
Isaac Spencer	2014
Coach Ron Greene	2016
Isaiah Canaan	2018
Frank Allen	2018

MSU All-America Selections

Ethridge McKeel	1938
Bob Salmons	1941
Joe Fulks	1943
Garrett Beshear	1951
Bennie Purcell	1952
Howie Crittenden	1956
Stewart Johnson	1966
Dick Cunningham	1968
Jeff Martin	1989
Popeye Jones	1992
Marcus Brown	1994
Cuthbert Victor	2004
Isaiah Canaan	2012
Cameron Payne	2015
Jonathan Stark	2018

**GAME BY GAME RECAPS**

•The game opened the Racers' 93rd season of collegiate basketball and the 21st season in the CFSB Center.

•The Racers help the Raiders to 38 percent from the field and 17 percent from the 3-point line.

•Ja Morant and Tevin Brown powered the MSU attack with 27 and 17 points respectively, while newcomer Darnell Cowart came off the bench to add 11 points. Morant added 11 assists for a double-double and he also grabbed five rebounds.

•Six Racers made their Murray State debut tonight led by freshman Tevin Brown who was only the seventh freshman to start opening day since 2000.

•Several MSU team records fell, including the largest margin of victory in 93 seasons.

The 70-point margin of victory topped the 68-point win they had against Camp Campbell, Nov. 26, 1946, in an 86-18 win.

•The game marked the third-lowest opponent

score in the 21 seasons of the CFSB Center following 33 points by Anderson in 2006 and 34 points by Samford in 2008.

•Tied MSU mark 62 points in 1H done twice before: 1970 vs Illinois College & 1995 against Berry College.

Game 1 Wright State at Murray State 11-10-18**CFSB Center - Murray, Ky.**

Wright State	(1-1)	29	25	54
Murray State	(1-0)	35	38	73

Game 2 Spalding at Murray State 11-16-18**CFSB Center - Murray, Ky.**

Spalding	(0-2)	13	23	36
Murray State	(2-0)	62	44	106

Game 3 Missouri State at Murray State 11-24-18**CFSB Center - Murray, Ky.**

Missouri State	(3-3)	25	41	66
Murray State	(3-0)	35	42	77

Game 4 Alabama at Murray State 11-26-18**Coleman Coliseum - Tuscaloosa, Ala.**

Murray State	(3-1)	29	43	72
Alabama	(5-1)	39	39	78

Game 5 Prairie View at Murray State 12-01-18**CFSB Center - Murray, Ky.**

Prairie View	(1-7)	36	31	67
Murray State	(4-1)	38	45	83

Game 6 Murray State at Middle Tennessee 12-08-18**Murphy Center - Murray, Ky.**

Murray State	(5-1)	35	29	64
Middle Tennessee	(3-7)	19	23	42

•Murray State sophomore Ja Morant posted his second triple-double in his Racer career to lead the Racers to a 77-66 victory.

•Morant scored 29 points, added 13 rebounds and 12 assists.

•Shaq Buchanan added his own big game with 20 points on 7-of-13 from the field and 6-of-6 from the free throw line. Buchanan and Morant combined for 49 points on 16-of-31 from the field in the game.

•The Racers held the Bears to 1-of-16 for the night from the 3-point line for seven percent.

•This was Missouri State's first appearance at Murray State. The Racers now lead the all-time series 3-2 after games played in 1943, 1952, 2011 and 2014.

•The Racers led early 13-7 and used a second half start to lead again. MSU's last lead was with 8:16 remaining.

•Ja Morant put on a show in front of more than 30 NBA scouts. He was 16-of-29 from the field for 38 points with nine rebounds and five assists.

•Anthony Smith had a career-high three blocks and Brion Sanchious had a career-high three assists.

•Shaq Buchanan tied his career-best with four steals.

•Racers pushed their home winning streak to 13.

•Ja Morant scored 22 of his 25 points in the second half to go with a team-high nine rebounds and six assists.

•The Racers had one of their best balanced scoring games when Shaq Buchanan added 14 and Mike Davis added 12 and Tevin Brown 10 points.

•The Racers won the rebound battle 43-35 and had a season-low turnover total of 10 in the four NCAA D-I games they've played this season.

•Shaq Buchanan tied his career-high with 21 points on 9-of-17 shooting.

•Tevin Brown posted a 15-point night with four 3-pointers.

•MSU had a 12-0 run for a 52-27 lead with 8:15 left to play.

•The win for the Racers breaks a run of back-to-back MTSU wins in the series and it's their first since 2015 when they won at home 76-65. The win is the Racers' first at the Murphy Center since 2014 when Jarvis Williams dominated the day with 28 points and 12 rebounds in a 68-49 Racer win.

SPECIALTY STATISTICS

**POT - Points off turnovers PIP - Points in Paint
2ND - Second Chance Points FB - Fast break
Points POB - Points Of The Bench**

Opponent	POT	PIP	2ND	FB	POB
Wright State	17	32	11	11	22
Spalding	24	66	12	37	60
Missouri State	12	28	7	17	12
Alabama	18	40	12	11	11
Prairie View A&M	12	34	16	15	19
Middle Tennessee	21	28	3	12	15
Southern Illinois	20	32	12	10	20
Jackson State	16	32	3	13	25
Evansville	20	24	9	3	16
Auburn					
Bethel					
Morehead State					
Eastern Kentucky					
UT Martin					
SE Missouri					
Eastern Illinois					
SIUE					
Belmont					
Tennessee State					
Jacksonville State					
Tennessee Tech					
Eastern Illinois					
SIUE					
Austin Peay					
Eastern Kentucky					
UT Martin					
SE Missouri					
Morehead State					
Austin Peay					

SEASON RECORDS

Statistic	18-19
Home	6-0
Road	2-1
Neutral Floor	0-0
Lead Halftime	8-0
Trailing Halftime	0-1
Tied at Halftime	0-0
Lead 5:00 left	7-0
Trailing 5:00 left or tied	1-0
Overtime Games	0-0
Decided by +5 or less	1-0
Opponent scores under 70	8-0
Opponent scores 70 or more	0-1
MSU shoots better 50%	2-0
MSU shoots less 50%	6-1
Opp. shoots better 50%	0-0
Opp. shoots less 50%	8-1
MSU makes more three's	6-0
MSU less three's or tied	1-1
MSU more rebounds	6-0
MSU less rebounds or tied	2-1



GAME BY GAME RECAPS

- The Racers have evened the all-time series with the Salukis at 18-18 and have won back-to-back games and 4-of-6 since the series since it was renewed in 2013. MSU is now 10-5 in away games with SIU.
•The Racers have won four-straight wins over MVC teams in the last two seasons.
•The Racers won the 3-point battle in going 11-of-26 (.423), while SIU was 3-of-14 (.214).
•The 28-point win is the largest margin of victory for the Racers in their 18 wins in the SIU series. The previous high was a 51-27 win by 24 points at home in 1932.

Game 7 Murray State at Southern Illinois 12-12-18
SIU Arena - Carbondale, Ill.
Murray State (6-1) 49 31 80
Illinois State (7-4) 18 34 52

- Racers pushed their home winning streak to 14 and overall win streak to four.
•Shaq Buchanan led all scorers with 19 points, while Tevin Brown hit four 3-pointers on his way to 16 points. Ja Morant dished out 17 assists and scored 10 points. Darnell Cowart and KJ Williams scored 11 and 10 points off the Racer bench to give the team five players in double-figures.
•The Racers began the night as the NCAA D-I leader in defending the 3-point line as opponents were only hitting 20 percent on 23-of-112. The Racers kept that good defense going tonight when Jackson State was 4-of-20 for 20 percent.
•Former Coach Tevester Anderson back on campus for a night in his honor.

Game 8 Jackson State at Murray State 12-15-18
CFSB Center - Murray, Ky.
Jackson State (2-9) 24 33 57
Murray State (7-1) 34 40 74

- The Racers won their 15th consecutive game at home since a Dec. 2017 loss to Auburn.
•The Racers trailed by four at the 5-minute mark, but finished the game on a 15-8 run to get the win.
•Ja Morant was only two rebounds from a triple-double.
•The Racers are 40-10 at home in the Coach Matt McMahon era.

Game 9 Evansville at Murray State 12-18-18
CFSB Center - Murray, Ky.
Evansville (5-6) 28 36 64
Murray State (8-1) 35 31 66

Murray State vs SEC History
Date Opponent H/A W/L Scorer
01-07-1932 Vanderbilt Road Lost 29-48
01-06-1940 Vanderbilt Home Lost 37-45
01-21-1941 Mississippi State Home Won 56-36
02-24-1945 Tennessee Road Lost 38-57
02-16-1946 Vanderbilt Home Won 53-34
12-31-1956 Mississippi State Home Won 91-80
12-09-1957 Alabama Road Lost 61-68
12-19-1957 Mississippi State Road Lost 62-63
01-25-1958 Mississippi State Home Lost 57-75
12-08-1958 Mississippi Road Lost 61-67
12-13-1958 Mississippi State Home Lost 62-63
12-20-1958 Mississippi Home Won 80-60
01-24-1959 Mississippi State Road Lost 48-63
12-17-1960 Mississippi State Road Lost 81-94
03-10-1980 ^Alabama Road Won 70-62
12-09-1985 Alabama Road Lost 65-99
12-19-1988 Vanderbilt Road Lost 57-74
03-15-1991 *Alabama Neutral Lost 79-89
03-19-1992 %Arkansas Neutral Lost 69-80
01-04-1993 Mississippi Road Won 75-65
11-28-1993 1Arkansas Road Lost 67-93
12-22-1993 Mississippi Home Won 87-68
12-10-1994 Arkansas Road Lost 69-94
12-21-1996 &Auburn Neutral Lost 72-86
12-25-1997 #Arkansas Neutral Won 94-83
12-14-2002 Auburn Road Lost 53-72
11-10-2005 2Tennessee Neutral Lost 53-64
12-01-2006 Tennessee Road Lost 64-89
12-01-2007 Miss State Road Lost 61-78
03-06-2010 3Vanderbilt Neutral Won 66-65
11-17-2010 Mississippi Road Lost 61-77
11-15-2012 4Auburn Neutral Won 79-59
11-23-2013 Auburn Road Lost 67-75
11-20-2015 Georgia Road Lost 52-63
12-15-2016 Ole Miss Road Lost 73-78
12-19-2017 Auburn Home Lost 77-81
11-26-2018 Alabama Away Lost 72-78
^NIT *NCAA Tournament, Atlanta, Ga.
%NCAA Tournament, 1st round, Milwaukee, Wisc.
& at Birmingham, Ala. #Puerto Rico Holiday Classic
1 First game at Bud Walton Arena 2 Nashville, Tenn.
3 HP Pavilion, San Jose Calif. NCAA Tournament
4 Charleston, S.C. Classic

RECENT OT GAMES

Date Opponent H/A/N W/L Score
12-07-06 *Eastern Ky. A L 66-72
01-04-07 *Tenn. State A W 86-83
02-14-07 *Tenn. State H L 64-60
01-03-08 *Eastern Illinois A L 83-80
01-31-08 *Austin Peay A L 92-87
02-28-09 *Eastern Ky. H W 70-65
11-26-11 #8Southern Miss N W 90-81
02-02-13 *Austin Peay H W 75-68
02-20-13 **Morehead State A W 106-100
03-09-13 9Belmont N L 70-68
03-01-14 **SE Missouri A L 118-115
01-29-15 *Eastern Ky. H W 85-78
02-14-15 *SE Missouri A W 94-92
12-05-15 Evansville H L 85-81
11-29-16 Southern Illinois A L 85-89
12-17-16 S. Dakota State A L 84-88
01-17-17 *Austin Peay A L 81-84
02-08-17 *Morehead State A L 100-101
03-01-17 *10Tenn. Tech N W 85-84
*OVC Game ^Triple Overtime #Double Overtime
\$Season Opener 8 Great Alaska Shootout
9OVC Tournament Championship, Nashville, Tenn.
10OVC Tournament 1st Round, Nashville, Tenn.

RECENT 100-POINT GAMES

Tevester Anderson Era
12-05-98 Eastern Ky. A W 108-66
12-11-99 Ala. State H W 113-95
02-17-99 Eastern Ky. H W 101-68
11-20-00 *G-Webb H W 103-76
01-30-01 Tenn. State A W 102-83
02-27-01 14Tenn. State H W 114-100
11-17-01 *West Fla. H W 100-61
11-19-01 Colo.-Springs H W 109-44
11-24-01 Weaster. Ky. A L 77-101
12-20-01 Tenn. State H W 103-72
02-26-02 14Eastern Ill. H W 103-56
02-24-02 Tenn. State H W 100-79
Mick Cronin Era
12-07-03 Western Ky. A W 2OT 100-95
12-13-03 Chicago St. H W 100-80
01-02-04 UAB A L 80-100
Billy Kennedy Era
11-28-09 Tenn. Wes. H W 108-49
Steve Prohm Era
02-20-13 Morehead St. A W 2OT 106-100
03-01-14 SE Missouri A L 2OT 118-115
12-03-14 Bethel H W 102-66
Matt McMahon Era
11-13-15 Harris-Stowe H W 105-55
12-30-15 Brescia H W 101-75
12-12-16 Bethel H W 103-65
02-08-17 Morehead St. A L OT 100-101
02-11-17 Austin Peay H W 102-58
11-10-17 Brescia H W 118-61
12-16-17 Marist H W 100-63
11-16-18 Spalding H W 103-36

14 - OVC Tournament, Murray



MSU NATIONAL RANKINGS & POLLS HISTORY

ASSOCIATED PRESS POLL

1950-51	Coach Harlan Hodges
Rank	Date
20	02-27-1951
16	03-16-1951 (Final poll)

1951-52	Coach Harlan Hodges
Rank	Date
18	12-26-1952
16	01-02-1952

1952-53	Coach Harlan Hodges
Rank	Date
17	02-17-1953

1970-71	Coach Cal Luther
Rank	Date
19	01-26-1971
19	02-02-1971
17	02-09-1971
17	02-16-1971

1997-98	Coach Mark Gottfried
Rank	Date
25	03-06-1998

2011-12	Coach Steve Prohm
Rank	Date
24	12-12-2011
22	12-22-2011
20	12-26-2011
19	01-02-2012
15	01-09-2012
12	01-16-2012
11	01-23-2012
10	01-30-2012
9	02-06-2012
16	02-13-2012
14	02-20-2012
12	02-27-2012
11	03-05-2012

2014-15	Coach Steve Prohm
Rank	Date
25	03-02-2015

ESPN-USA TODAY POLL

2011-12	Coach Steve Prohm
Rank	Date
22	12-19-2011
21	12-26-2011
18	01-02-2012
14	01-09-2012
12	01-16-2012
9	01-23-2012
9	01-30-2012
7	02-06-2012
14	02-13-2012
12	02-20-2012
9	02-27-2012
10	03-05-2012

ESPN-USA TODAY POLL

2014-15	Coach Steve Prohm
Rank	Date
24	03-02-2015

WINS OVER A RANKED OPPONENT

Season	Date	Opponent	Opp/MSU Rank	H/A/N	W/L	Score	Notes
1952-53	02-14-1953	Western Ky.	9 --	H	W	77-67	Regular Season
1970-71	01-23-1971	Western Ky.	7 --	H	W	73-71	Regular Season
1981-82	12-07-1981	Notre Dame	19 --	A	W	56-54	Regular Season
1987-88	03-18-1988	NC State	14 --	N	W	78-75	NCAA Tournament (Lincoln, Neb.)
1997-98	12-25-1997	Arkansas	12 --	N	W	94-83	Puerto Rico Holiday Classic
2009-10	03-18-2010	Vanderbilt	21 --	N	W	66-65	NCAA Tournament (San Jose, Calif.)
2011-12	12-11-2011	Memphis	21 --	A	W	76-62	Regular Season
2011-12	02-18-2012	St. Mary's	21 9	H	W	65-51	Regular Season

GAMES AGAINST A RANKED OPPONENT

Season	Date	Opponent	Opp/MSU Rank	H/A/N	W/L	Score	Notes
1998-99	03-11-1999	Ohio State	10 --	N	L	58-72	NCAA Tournament (Indianapolis, Ind.)
2000-01	11-24-2001	Western Ky.	21 --	A	L	77-101	
2001-02	03-15-2002	Georgia	17 --	N	L	68-85	NCAA Tournament (Chicago, Ill.)
2003-04	12-20-2003	Pittsburgh	18 --	A	L	49-70	
2003-04	01-03-2004	Louisville	11 --	A	L	69-91	Freedom Hall
2003-04	03-19-2004	Illinois	13 --	N	L	53-72	NCAA Tournament (Columbus, Ohio)
2005-06	03-17-2006	North Carolina	10 --	N	L	65-69	NCAA Tournament (Dayton, Ohio)
2009-10	03-18-2010	Vanderbilt	21 --	N	W	66-65	NCAA Tournament (San Jose, Calif.)
2009-10	03-20-2010	Butler	10 --	N	L	52-54	NCAA Tournament (San Jose, Calif.)
2011-12	12-11-2011	Memphis	21 --	A	W	76-72	Fed Ex Forum
2011-12	02-12-2012	Saint Mary's	21 9	H	W	65-51	Dick Vitale visit
2011-12	03-17-2012	Marquette	9 11	N	L	53-62	NCAA Tournament (Louisville, Yum! Ctr)
2017-18	03-26-2018	West Virginia	18 --	N	L	68-85	NCAA Tournament (San Diego, Calif.)

GAMES AS A RANKED TEAM

Season	Date	Opponent	Opp/MSU Rank	H/A/N	W/L	Score	Notes
1951-52	01-03-1952	Ky Wesleyan	-- 16	H	W	66-64	Regular Season
1951-52	01-05-1952	Dayton	-- 16	A	L	55-69	Regular Season
1951-52	01-07-1952	Eastern Ky.	-- 16	A	L	65-84	Regular Season
1952-53	02-17-1953	Okla. City	-- 17	A	L	37-43	Regular Season
1952-53	02-18-1953	Wichita State	-- 17	A	L	77-87	Regular Season
1952-53	02-21-1953	Eastern Ky.	-- 17	H	L	68-96	Regular Season
1970-71	01-30-1971	Austin Peay	-- 20	A	W	73-71	Regular Season
1970-71	02-06-1971	Austin Peay	-- 19	H	W	90-76	Regular Season
1970-71	02-08-1971	Middle Tenn.	-- 19	A	W	81-58	Regular Season
1970-71	02-13-1971	Morehead St.	-- 17	H	W	89-78	Regular Season
1970-71	02-15-1971	Austin Peay	-- 17	H	L	81-82	Regular Season
1970-71	02-20-1971	East Tenn. St.	-- 17	A	L	65-80	Regular Season
1970-71	02-22-1971	Tenn. Tech	-- 17	A	W	72-69	Regular Season
1997-98	03-06-1998	Rhode Island	-- 23	N	L	74-97	NCAA Tournament(Oklahoma City)
2011-12	12-15-2011	Lipscomb	-- 24	H	W	89-65	Regular Season
2011-12	12-17-2011	Arkansas St.	-- 24	H	W	66-53	Regular Season
2011-12	12-21-2011	UT Martin	-- 22	H	W	78-54	Regular Season
2011-12	12-30-2011	Eastern Ill.	-- 20	A	W	73-40	Regular Season
2011-12	01-04-2012	Eastern Ky.	-- 19	H	W	76-67	Regular Season
2011-12	01-07-2012	Austin Peay	-- 19	A	W	87-75	Regular Season
2011-12	01-12-2012	Jacksonville St.	-- 15	H	W	66-55	Regular Season
2011-12	01-14-2012	Tenn. Tech	-- 15	H	W	82-74	Regular Season
2011-12	01-18-2012	Morehead St.	-- 12	A	W	66-60	Regular Season
2011-12	01-21-2012	SIUE	-- 12	A	W	82-65	Regular Season



HEAD COACH MATT MCMAHON



With satisfaction of winning the Ohio Valley Conference regular season and tournament title in the record books, the Racers and head coach Matt McMahon have basked in the glory of taking the Racers to it's 16th NCAA Tournament. As McMahon enters his fourth season at Murray State, the 2018-19 season finds the Racers developing talent and trying to replace the best player in the OVC and perhaps the second best player.

Named the Racers' 16th head coach on June 9, 2015. McMahon was the third youngest rookie among NCAA D-I coaches.

He had previously taken the associate head coach position at Louisiana Tech, before coming back to Murray State two weeks later when Steve Prohm was suddenly given the opportunity to coach at Iowa State. McMahon was a key component on Prohm's staff as an assistant and was part of 104 victories over four seasons (2011-15), including a pair of Ohio Valley Conference championships, a CollegeInsider Tournament Championship and an appearance in the National Invitation Tournament quarterfinals.

The Racers' 2017-18 season was another historic campaign that saw MSU win 26 games and take their 25th OVC regular season title at 16-2. The Racers won the OVC Tournament (held at the Ford Center in Evansville for the first time) with wins over Jacksonville State and Belmont which sent the Racers to the NCAA Tournament for the 16th time. Playing in the NAAs for the first time since 2012, the Racers were a No. 12 seed and sent out west to San Diego where they battled No. 5 West Virginia. With OVC Player of the Year Jonathan Stark and All-OVC pick Terrell Miller leading the way, the Racers had the nation's longest winning streak (13) before falling to WVU. MSU had a final NCAA RPI of No. 48 and KenPom.com had MSU as the No. 62 team in the nation. Coach McMahon was named the National Basketball Coaches Association (NABC) District 19 Coach of the Year and he was also a finalist for the CollegeInsider.com Coach Skip Prosser Award and Coach Hugh Durham Award.

McMahon's expertise in college basketball is far reaching. Known in the field as an excellent recruiter, he also is among the best in the nation in the area of player development and game planning. In 2012, McMahon was named to the list of best assistant coaches by FoxSports.com and CollegeInsider.com.

In his seven seasons at MSU, McMahon has coached an impressive group of All-Ohio Valley Conference performers including Isaiah Canaan, Donte Poole, Ivan Aska, Ed Daniel, Jarvis Williams, Cameron Payne, Jeffery Moss, Jonathan Stark, Terrell Miller and Ja Morant. At Appalachian State, McMahon coached Southern Conference MVP Donald Sims as well as All-Conference picks Jeremy Clayton and D.J. Thompson. At UNCW, McMahon recruited Adam Smith, a Parade Second Team All-America selection.

McMahon, a native of Oak Ridge, Tenn., graduated from Appalachian State in 2000 with a degree in marketing. His wife Mary is a former standout for the Furman women's basketball team. The couple has two daughters, Maris (8) and Mabry (5), and a son, Mason (6)

VS OPPONENTS

Alabama A&M	2-0
Alabama	0-1
Auburn	0-1
Bethel	1-0
Bowling Green.....	0-1
Brescia	3-0
Detroit Mercy.....	2-0
Evansville	1-2
Florida A&M.....	1-0
Georgia	0-1
Green Bay.....	1-0
Harris-Stowe	2-0
Houston	0-1
Illinois State	2-1
Jackson State	1-0
Kansas City.....	0-1
Marist.....	1-0
Milwaukee.....	1-0
Middle Tennessee	2-2
Missouri State	3-2
Mississippi.....	0-1
Pepperdine	1-0
Prairie View A&M	1-0
Saint Louis.....	0-1
South Dakota State	0-1
Southern Illinois	2-2
Spalding	1-0
Weber State.....	0-1
West Virginia.....	0-1
Wright State	2-2

OVC OPPONENTS

Austin Peay	4-2
Belmont	1-3
Eastern Illinois	5-2
Eastern Kentucky	3-0
Jacksonville State	4-1
Morehead State	3-2
SIUE	6-0
Southeast Missouri	4-2
Tennessee Tech	3-2
Tennessee State	2-1
UT Martin	4-3

MCMAHON FILE

Hometown: Oak Ridge, Tenn.
Birthdate: April 26, 1978
Education: Appalachian State, 2000
Degree: Marketing
High School: Oak Ridge
Family
Wife - Mary
Children
Maris (8)
Mason (6)
Mabry (5)



MCMAHON COACHING HISTORY

Season	School	Position	Rec	Conf	Finish	Tourney	Post Season		
2000-01	Appalachian State	GA	11-20	7-9	T-3rd North	Quarterfinals			
2001-02	Tennessee	GA	15-16	7-9	4th SEC East	Quarterfinals			
2002-03	Appalachian State	Assistant	19-10	11-5	T-3rd North	Quarterfinals			
2003-04	Appalachian State	Assistant	9-21	4-12	T-1st North	1st Round			
2004-05	Appalachian State	Assistant	18-12	9-7	6th North	Quarterfinals			
2005-06	Appalachian State	Assistant	14-16	6-8	T-2nd North	Quarterfinals			
2006-07	Appalachian State	Assistant	25- 8	15-3	1st North(1st)	Quarterfinals	NIT 1st Rd		
2007-08	Appalachian State	Assistant	18-13	13-7	T-1st North	1st Round			
2008-09	Appalachian State	Assistant	13-18	9-11	T-2nd North	Quarterfinals			
2009-10	Appalachian State	Assistant	24-13	13-5	1st North(2nd)	Runner-Up	CIT Semis		
2010-11	UNC Wilmington	Assistant	13-17	7-11	7th	1st Round			
2011-12	Murray State	Assistant	31- 2	15-1	Champion	Champion	NCAA 3rd Rd		
2012-13	Murray State	Assistant	21-10	10-6	West 1st/4th	Semifinals			
2013-14	Murray State	Assistant	23-11	13-3	West 1st/2nd	Semifinals	CIT Champs		
2014-15	Murray State	Assistant	29- 6	16-0	West 1st/1st	Runner-Up	NIT Quarters		
2015-16	Murray State	Head Coach	17-14	10-6	West T1/T5	Quarterfinals			
2016-17	Murray State	Head Coach	16-17	8-8	West 3rd/T6	Semifinals			
2017-18	Murray State	Head Coach	26-6	16-2	Champion	Champion	NCAA 1st Rd		
Overall			67-38	40-10	19-23	8-5	34-16	OVC Home	OVC Away
Head Coach Totals								20-5	14-11



OHIO VALLEY CONFERENCE

OHIO VALLEY CONFERENCE 2018-19 STANDINGS

THROUGH DEC. 19	I---- OVC ----I		I----- Overall -----I						
SCHOOL	OVC	PCT	TOT	PCT	H	A	N	ST	
Belmont	0-0	.000	9-1	.900	5-0	4-1	0-0	W3	
Murray State	0-0	.000	8-1	.889	6-0	2-1	0-0	W5	
Jacksonville State	0-0	.000	7-4	.636	2-0	3-4	2-0	W2	
Austin Peay	0-0	.000	6-4	.600	3-0	2-3	1-1	W4	
UT Martin	0-0	.000	5-4	.556	5-0	0-4	0-0	W2	
Eastern Illinois	0-0	.000	6-5	.545	2-1	2-3	2-1	W3	
Eastern Kentucky	0-0	.000	6-5	.545	3-1	2-2	1-2	L1	
Southeast Missouri	0-0	.000	5-7	.417	2-2	1-5	2-0	L3	
Tennessee State	0-0	.000	3-7	.300	2-2	1-5	0-0	L2	
Morehead State	0-0	.000	3-8	.273	2-2	0-5	1-1	L3	
Tennessee Tech	0-0	.000	3-8	.273	3-2	0-6	0-0	L1	
SIUE	0-0	.000	2-6	.250	2-3	0-3	0-0	L1	

MURRAY STATE CURRENT OVC STREAKS

ALL GAMES

Most Recent Game

Last Opposite Result

Opponent	Streak	Date	W/L	H/A	Score	Date	W/L	H/A	Score
SIUE	Won 9	02-10-18	Won	Away	75-66	01-18-14	Lost	Away	67-60
Eastern Kentucky	Won 4	01-27-18	Won	Home	88-73	03-07-14	Lost	Neutral	86-83
Tennessee Tech	Won 3	02-17-18	Won	Home	75-65	01-07-17	Lost	Away	71-67
Tennessee State	Won 2	01-20-18	Won	Away	76-57	01-17-15	Won	Home	91-72
SE Missouri	Won 2	02-01-18	Won	Away	87-75	02-23-17	Lost	Away	82-69
Morehead State	Won 2	01-25-18	Won	Home	87-81	02-08-17	Lost	Away	101-100
Austin Peay	Won 3	02-24-18	Won	Away	73-64	01-21-17	Lost	Away	84-81ot
UT Martin	Won 2	02-03-18	Won	Away	66-53	03-03-17	Lost	Neutral	73-67
Eastern Illinois	Won 2	02-22-18	Won	Away	76-66	02-18-17	Lost	Home	82-65
Jacksonville State	Won 1	02-15-18	Won	Home	68-60	01-11-18	Lost	Away	76-71
Belmont	Lost 4	01-18-18	Lost	Away	79-72	01-15-15	Won	Home	92-77

HOME GAMES

Most Recent Game

Last Opposite Result

Opponent	Streak	Date	W/L	H/A	Score	Date	W/L	H/A	Score
SIUE	Won 12	12-30-17	Won	Home	87-63	02-13-75	Lost	Home	83-81
Morehead State	Won 11	01-25-18	Won	Home	87-81	01-23-03	Lost	Home	76-83
Jacksonville State	Won 10	02-15-18	Won	Home	68-60	None - Racers lead 10-0 all-time			
UT Martin	Won 4	01-06-18	Won	Home	82-68	02-28-13	Lost	Home	69-68
Tennessee State	Won 3	12-31-16	Won	Home	92-83	02-09-12	Lost	Home	72-68
Eastern Kentucky	Won 3	01-27-18	Won	Home	88-73	01-09-13	Lost	Home	74-66
Austin Peay	Won 2	02-08-18	Won	Home	84-63	02-06-16	Lost	Home	76-73
Eastern Illinois	Won 1	12-28-17	Won	Home	80-52	02-18-17	Lost	Home	82-65
SE Missouri	Won 1	01-04-18	Won	Home	89-73	01-26-17	Lost	Home	75-74
Belmont	Lost 1	02-02-17	Lost	Home	81-69	01-15-15	Won	Home	92-77
Tennessee Tech	Won 1	02-17-18	Won	Home	75-65	01-07-16	Lost	Home	71-65

AWAY GAMES

Most Recent Game

Last Opposite Result

Opponent	Streak	Date	W/L	H/A	Score	Date	W/L	H/A	Score
Eastern Kentucky	Won 6	01-27-17	Won	Home	75-71	02-07-08	Lost	Away	47-60
SIUE	Won 4	02-10-18	Won	Away	75-66	01-18-15	Lost	Away	67-60
Eastern Illinois	Won 2	02-22-18	Won	Away	76-66	02-25-16	Lost	Away	85-74
Tennessee Tech	Won 1	01-13-18	Won	Away	71-45	01-07-27	Lost	Away	71-67
Tennessee State	Won 1	01-20-18	Won	Away	76-57	01-16-16	Lost	Away	73-71
SE Missouri	Won 1	02-01-18	Won	Away	87-75	02-23-17	Lost	Away	82-69
UT Martin	Won 1	02-03-18	Won	Away	66-53	01-18-18	Lost	Away	79-72
Austin Peay	Won 1	02-24-18	Won	Away	73-64	01-21-17	Lost	Away	84-81ot
Morehead State	Lost 1	02-08-17	Lost	Away	101-100OT	01-03-15	Won	Away	66-57
Jacksonville State	Lost 1	01-11-18	Lost	Away	76-71	01-05-17	Won	Away	76-63
Belmont	Lost 2	01-14-16	Lost	Away	81-73	11-21-98	Won	Away	76-69



SCHEDULE

Saturday, December 15

Jacksonville State 55, @Evansville 50
 @The Citadel 86, Southeast Missouri 74
 @Kennesaw State 73, Tennessee Tech 68
 @Austin Peay 95, Purdue Fort Wayne 68
 North Carolina A&T 78, @Tennessee State 76
 Belmont 74, @UCLA 72
 @Murray State 74, Jackson State 57
 @Xavier 95, Eastern Kentucky 77
 Eastern Illinois 73, @Bradley 66
 @UT Martin 108, Brescia 79

Monday, December 17

@#11 Florida State 85, Southeast Missouri 68
 @Drake 79, SIUE 66

Tuesday, December 18

@Wright State 78, Morehead State 67
 @Akron 82, Tennessee State 60
 @Murray State 66, Evansville 64
 @Jacksonville State 64, North Alabama 50
 @UT Martin 75, Chattanooga 72

Wednesday, December 19

Western Kentucky 74 Belmont 80
 SIUE at Washington St, 9:30 p.m.

Thursday, December 20

Savannah State at TTU, 6:00 p.m. (ESPN+)

Friday, December 21

IUPUI at Morehead State, 4:35 p.m. (ESPN+)
 Eastern Illinois at Iowa State, 6:00 p.m.
 Abilene Christian at SEMO, 6:30 p.m. (ESPN+)
 Austin Peay vs. Campbell, TBA (St. Petersburg, Fla.)

Saturday, December 22

Jacksonville State at West Virginia, 11:00 a.m.
 SIUE vs. CSUN, 1:00 p.m. (Las Vegas, Nev.)
 Eastern Kentucky at Duquesne, 1:00 p.m. (ESPN+)
 Tennessee State at Memphis, 2:00 p.m. (ESPN3)
 Murray State at Auburn, 2:30 p.m. (SEC Network)
 UTM at Fresno State, 6:00 p.m. (MWC Network)
 APSU vs. Liberty/Alabama State, (St. Petersburg)

Sunday, December 23

SIUE vs. Northern Colorado/Rider, (Las Vegas, Nev.)



12

**Ja Morant**

G • 6-3 • 175 • SO

Dalzell, S.C.

Crestwood HS

2018-19 SEASON HIGHS

Points:	38	Alabama	11-26-18
FG:	16	Alabama	11-26-18
FGA:	29	Alabama	11-26-18
3PT:	6	Missouri State	11-24-18
3PTA:	12	Missouri State	11-24-18
FT:	6	Alabama	11-26-18
FTA:	8	Alabama	11-26-18
Reb:	13	Missouri State	11-24-18
Assists:	13	Southern Illinois	12-12-18
Steals:	5	Spalding	11-17-18
Blocks:	2	Evansville	12-18-18
Minutes:	40	Evansville	12-18-18

CAREER HIGHS

Points:	38	Alabama	11-26-18
FG:	16	Alabama	11-26-18
FGA:	29	Alabama	11-26-18
3PT:	6	Missouri State	11-24-18
3PTA:	12	Missouri State	11-24-18
FT:	9	Middle Tennessee	11-13-17
FTA:	9	Marist	12-16-17
Reb:	13	Missouri State	11-24-18
Assists:	14	Eastern Illinois	12-28-17
Steals:	5	Spalding	11-17-18
Blocks:	2	Evansville	12-18-18
Minutes:	40	Evansville	12-18-18

2018-19

- Named All-OVC Preseason.
- Scored 26 points in the season opening win over Wright State.
- Recorded his second triple-double at MSU with 29p, 13r, 12a vs Missouri State.
- Scored a career-high 38 points at Alabama.

2017-18

- All-OVC First Team & All-OVC Newcomer Team.
- Started all 32 games as a freshman.
- Had just MSU's second triple-double in records that date back to 1984 when he had 11 points, 10 rebounds

and 14 assists at home vs EIU.

- Had four games this season 12-plus rebounds, including a pair of 12 rebound games vs Saint Louis and SIUE.

- Was 40th in the nation in assist/turnover ratio (2.62).
- Was 14th in the nation in assists per game at 6.2, was second among all freshmen nationally.

- Was 16th nationally with 201 assists, which was just the third season in MSU history of 200 in a single-season.
- His 6.2 assists per game marked the best in MSU history since Chad Townsend averaged 7.1 in 1996-97.
- He joined Marshall's Jon Elmore as one of only two

players in NCAA D-I with 400 points, 200 rebounds, and 200 assists.

- Had six double-doubles on the season.

Personal

- Born Aug. 10, 1999, son of Tee and Jamie Morant.
- Undeclared on a major.

2018-19 GAME BY GAME

OPPONENT	DATE	S	M	TOTAL			3-POINTERS			FREE THROWS			REBOUNDS				PF	FO	A	TO	B	S	P	AVG	
				FG	FGA	PCT	3	3A	PCT	FT	FTA	PCT	O	D	T	AVG									
WRIGHT STATE	11-10-18	*	36	10	17	.588	2	6	.333	4	5	.800	1	4	5	5.0	2	0	11	7	1	1	26	26.0	
SPALDING	11-16-18	*	16	7	9	.778	0	1	.000	4	4	1.000	0	3	3	4.0	1	0	8	2	1	5	18	22.0	
MISSOURI ST.	11-24-18	*	40	9	18	.500	6	12	.500	5	6	.833	1	12	13	7.0	3	0	12	7	1	1	29	24.3	
Alabama	11-26-18	*	40	16	29	.552	0	4	.000	6	8	.750	4	5	9	7.5	2	0	5	10	0	1	38	27.8	
PRAIRIE VIEW	12-01-18	*	39	6	12	.500	1	4	.250	12	14	.857	3	8	11	8.2	1	0	6	4	0	1	25	27.2	
Middle Tennessee	12-08-18	*	31	4	8	.500	1	3	.333	0	1	.000	1	2	3	7.3	0	0	7	4	0	2	9	24.2	
Southern Illinois	12-12-18	*	36	8	12	.667	2	3	.667	5	5	1.000	1	4	5	7.0	1	0	13	3	0	3	23	24.0	
JACKSON STATE	12-15-18	*	36	4	11	.364	0	2	.000	2	4	.500	1	4	5	6.8	3	0	14	4	0	2	10	22.3	
EVANSVILLE	12-18-18	*	40	10	25	.400	0	4	.000	7	11	.636	3	5	8	6.9	2	0	10	3	2	1	27	22.8	
Totals			9	314	74	141	.525	12	39	.308	45	58	.776	15	47	62	6.9	15	0	86	44	5	17	205	22.8

MORANT CAREER STATISTICS

YEAR	GP	GS	MIN	AVG	FG	FGA	PCT	3FG	3FGA	PCT	FT	FTA	PCT	OR	DR	TOT	AVG	PF	FO	A	TO	B	S	PTS	AVG
2017-18	32	32	1088	34.0	133	290	.459	27	88	.307	112	139	.806	55	153	208	6.5	64	0	201	79	13	30	405	12.7
2018-19	9	9	314	34.9	74	141	.525	12	39	.308	45	58	.776	15	47	62	6.9	15	0	86	44	5	17	205	22.8
TOTAL	41	41	1402	34.2	207	431	.480	39	127	.307	157	197	.797	70	200	270	6.6	79	0	287	123	18	47	610	14.9



0

**Mike Davis**

F • 6-7 • 210 • JR

East Brewton, Ala.

Coastal Alabama North CC

2018-19 SEASON HIGHS

Points:	12	Prairie View	12-01-18
FG:	6	Prairie View	12-01-18
FGA:	10	Prairie View	12-01-18
3PT:	2	Alabama	11-26-18
3PTA:	4	Prairie View	12-01-18
FT:	3	Missouri State	11-24-18
FTA:	4	Missouri State	11-24-18
Reb:	9	Southern Illinois	12-12-18
Assists:	1	Southern Illinois	12-12-18
Steals:	1	Southern Illinois	12-12-18
Blocks:	1	Evansville	12-18-18
Minutes:	33	Southern Illinois	12-12-18

CAREER HIGHS

Same as Season Highs

2018-19

Scored a career-high 12 points on 6-of-10 shooting against Prairie View A&M.

Before MSU

- Joins the Racers after two seasons with Coastal Alabama North Community College.
- He had a big season for the Coastal Eagles in starting all 32 games with a scoring average of 16.2 points per game to go with a rebound average of 8.1.
- A multitasking shooter, he made 54 percent from the field (175-of-322) and ranked 18th in the National Junior College Athletic Association (NJCAA) in 3-point

shooting at 48 percent (58-of-122).

- He was ranked in the top-50 NJCAA rebounders and had 92 offensive rebounds.
- Posted eight games with 20 or more points including his season-best of 35 points against Northwest Florida State.
- His top rebound game was 14 twice against Atlanta Metro and Enterprise State.
- He was named the Player of the Year in the Alabama Community College Conference (ACCC) and to the Region-22 NJCAA All-Conference First Team.
- Davis played his prep basketball at W.S. Neal High

School in East Brewton, Alabama.

Personal

- Born Aug. 22, 1988, son of Christy Williams.

2018-19 GAME BY GAME

OPPONENT	DATE	S	M	TOTAL			3-POINTERS			FREE THROWS			REBOUNDS				PF	FO	A	TO	B	S	P	AVG	
				FG	FGA	PCT	3	3A	PCT	FT	FTA	PCT	O	D	T	AVG									
WRIGHT STATE	11-10-18		21	2	4	.500	2	4	.500	0	0	.000	2	5	7	7.0	3	0	0	2	1	0	6	6.0	
SPALDING	11-16-18		19	2	2	1.000	1	1	1.000	0	0	.000	3	3	6	6.5	3	0	1	2	0	1	5	5.5	
MISSOURI ST.	11-24-18		17	0	3	.000	0	2	.000	3	4	.750	1	2	3	5.3	4	0	0	0	0	1	3	4.7	
Alabama	11-26-18		21	2	3	.667	2	3	.667	1	2	.500	0	0	0	4.0	3	0	0	2	0	1	7	5.3	
PRAIRIE VIEW	12-01-18		21	6	10	.600	0	4	.000	0	1	.000	2	3	5	4.2	4	0	0	0	1	0	12	6.6	
Middle Tennessee	12-08-18	*	22	0	4	.000	0	3	.000	0	0	.000	0	1	1	3.7	3	0	0	1	0	1	0	5.5	
Southern Illinois	12-12-18	*																							
JACKSON STATE	12-15-18	*	29	0	3	.000	0	1	.000	0	0	.000	1	4	5	4.5	1	0	1	0	1	1	0	5.3	
EVANSVILLE	12-18-18	*	20	2	4	.500	1	2	.500	0	0	.000	1	3	4	4.4	4	0	0	0	1	0	5	5.2	
Totals			4	203	18	39	.462	7	23	.304	4	7	.571	13	27	40	4.4	28	0	3	7	4	6	47	5.2

DAVIS CAREER STATISTICS

YEAR	GP	GS	MIN	AVG	FG	FGA	PCT	3FG	FGA	PCT	FT	FTA	PCT	OR	DR	TOT	AVG	PF	FO	A	TO	B	S	PTS	AVG
2018-19	9	4	203	22.6	18	39	.462	7	23	.304	4	7	.571	13	27	40	4.4	28	0	3	7	4	6	47	5.2
TOTAL	9	4	203	22.6	18	39	.462	7	23	.304	4	7	.571	13	27	40	4.4	28	0	3	7	4	6	47	5.2



1



DaQuan Smith

G • 6-1 • 175 • FR
Holly Springs, Miss.
Holly Springs HS

2018-19 SEASON HIGHS

Points:
FG:
FGA: 1 Jackson State 12-15-18
3PT:
3PTA: 1 Jackson State 12-15-18
FT:
FTA:
Reb:
Assists:
Steals:
Blocks:
Minutes:

CAREER HIGHS

Same as Season Highs

2018-19

Suffered ankle injury over the summer.

Before MSU

- Led Holly Springs to the Mississippi 3A state tournament championship game where they finished runner up.
- Helping HSHS to 23 wins in the 2017-18 season, he scored 26.3 points per game to go with 7.3 rebounds and 2.6 steals.
- Scored 816 points in 31 games as a senior.
- Was an 80 percent free throw shooter and had a game against Lake Cormorant where he was 15-of-15

and ended with 47 points.

- Scored a career-high 50 points against Palmer.
- Had nine games of 30 or more points in 2017-18.
- Finished as the all-time leading scoring at Holly Springs with 2,788 points.
- He surpassed Clevin Hannah (2003-06) who had 2,300 points and went on to play at Wichita State.
- Named to the Daily Journal All-Area Team after the season. This team is drawn from more than 50 high schools in north Mississippi.
- Named to the Clarion Ledger Dandy Dozen as one of the top 12 players in the state in the preseason.

- Was named to the Clarion Ledger All-State Team.
- Was a four-time Mississippi All-State selection.
- Was selected to play in the The Mississippi/Alabama All-Star Game, where he scored 13 points and grabbed six rebounds.
- Led his team to the Mississippi State Tournament in four-straight seasons.
- Was his class president.

Personal

- Born Dec. 23, 1999, son of Justin and Tiffany Martin.

2018-19 GAME BY GAME

OPPONENT	DATE	S	M	TOTAL			3-POINTERS			FREE THROWS			REBOUNDS				PF	FO	A	TO	B	S	P	AVG
				FG	FGA	PCT	3	3A	PCT	FT	FTA	PCT	O	D	T	AVG								
WRIGHT STATE	11-10-18			DNP		Injury																		
SPALDING	11-16-18			DNP		Injury																		
MISSOURI ST.	11-24-18			DNP		Injury																		
Alabama	11-26-18			DNP		Injury																		
PRAIRIE VIEW	12-01-18			DNP		Injury																		
Middle Tennessee	12-08-18			DNP		Injury																		
Southern Illinois	12-12-18			DNP		Injury																		
JACKSON STATE	12-15-18		2	0	1	.000	0	1	.000	0	0	.000	0	0	0	0.0	0	0	0	0	0	0	0	0.0
Totals		0	2	0	1	.000	0	1	.000	0	0	.000	0	0	0	0.0	0	0	0	0	0	0	0	0.0

SMITH CAREER STATISTICS

YEAR	GP	GS	MIN	AVG	FG	FGA	PCT	3FG	FGA	PCT	FT	FTA	PCT	OR	DR	TOT	AVG	PF	FO	A	TO	B	S	PTS	AVG
2018-19	1	0	2	2.0	0	1	.000	0	1	.000	0	0	.000	0	0	0	0.0	0	0	0	0	0	0	0	0.0
TOTAL	1	0	2	2.0	0	1	.000	0	1	.000	0	0	.000	0	0	0	0.0	0	0	0	0	0	0	0	0.0



4

**Brion Sanchious**

F • 6-8 • 245 • SR

Pompano Beach, Fla.

Northeast HS

2018-19 SEASON HIGHS

Points:	4	Middle Tennessee	12-08-18
FG:	2	Prairie View	12-01-18
FGA:	3	Jackson State	12-15-18
3PT:			
3PTA:			
FT:	3	Prairie View	12-01-18
FTA:	5	Prairie View	12-01-18
Reb:	8	Missouri State	11-24-18
Assists:	3	Alabama	11-26-18
Steals:	1	Evansville	12-18-18
Blocks:	3	Middle Tennessee	12-08-18
Minutes:	28	Middle Tennessee	12-08-18

CAREER HIGHS

Points:	9	Brescia	12-29-16
FG:	4	Eastern Illinois	01-12-17
FGA:	5	Harris-Stowe	11-28-17
3PT:			
3PTA:			
FT:	3	Brescia	12-29-16
FTA:	6	Brescia	12-29-16
Reb:	10	Brescia	12-29-16
Assists:	3	Alabama	11-26-18
Steals:	4	SIUE	02-10-18
Blocks:	4	Brescia	12-29-16
Minutes:	37	South Dakota State	12-17-16

2017-18

- Started six games in the pre-conference portion of the season and then started the last nine games of the season.
- Scored nine points on 4-of-4 shooting in the two games of the OVC Tournament.
- Had a season-high seven points against Middle Tennessee.
- Had a season-high eight rebounds vs Belmont. Made 61 percent from the field on 43-of-70 shots.

2016-17

- Grabbed six rebounds vs Illinois State in the season opener.
- Scored in 27 of the 33 games he appeared in. Played in a career-high 37 minutes in the game at South Dakota State.
- 2015-16
- First start as a Racer was at Houston. grabbed nine rebounds vs Jacksonville State.
- Made his fourth-straight start against Belmont on Jan. 14, but suffered a season-ending knee injury.

Before MSU


- Joined the Racers from Northeast High School (Florida Class 5A) where he was a two-sport star for the Hurricanes.
- Led the state in blocked shots in 2014-15. Sun-Sentinel All-Broward County.
- Hails from same HS that produced former Racer great T.J. Sapp.(2013-15).
- Sanchious was also an outstanding quarterback.
- Personal**
- Born Jan. 21, 1997, Son of Clifton and Joanne Sanchious. Majoring in integrated studies-exercise studies

2018-19 GAME BY GAME

OPPONENT	DATE	S	M	TOTAL			3-POINTERS			FREE THROWS			REBOUNDS				PF	FO	A	TO	B	S	P	AVG
				FG	FGA	PCT	3	3A	PCT	FT	FTA	PCT	O	D	T	AVG								
WRIGHT STATE	11-10-18	*	12	0	2	.000	0	0	.000	0	0	.000	0	2	2	2.0	2	0	0	0	0	0	0.0	
SPALDING	11-16-18	*	11	1	1	1.000	0	0	.000	0	0	.000	0	5	5	3.5	1	0	0	1	2	0	1.0	
MISSOURI ST.	11-24-18	*	22	1	2	.500	0	0	.000	0	0	.000	2	6	8	5.0	2	0	1	0	1	0	1.3	
Alabama	11-26-18	*	30	2	3	.667	0	0	.000	0	0	.000	2	3	5	5.0	0	0	3	0	0	1	2.0	
PRAIRIE VIEW	12-01-18	*	30	2	2	1.000	0	0	.000	3	5	.600	2	4	6	5.2	4	0	1	2	2	1	3.0	
Middle Tennessee	12-08-18	*	28	1	3	.333	0	0	.000	2	2	1.000	1	4	5	5.2	1	0	0	0	3	1	4.3	
Southern Illinois	12-12-18	*	21	1	5	.200	0	0	.000	0	0	.000	2	4	6	5.3	5	1	1	3	0	0	2.3	
JACKSON STATE	12-15-18	*	25	1	3	.333	0	0	.000	2	3	.667	2	4	6	5.4	2	0	1	1	2	0	4.1	
EVANSVILLE	12-18-18	*	27	0	1	.000	0	0	.000	0	0	.000	0	1	1	4.9	4	0	0	4	1	1	2.8	
Totals			9	206	9	22	.409	0	0	.000	7	10	.700	11	33	44	4.9	21	1	7	11	11	4	25.2

SANCHIOUS CAREER STATISTICS

YEAR	GP	GS	MIN	AVG	FG	FGA	PCT	3FG	FGA	PCT	FT	FTA	PCT	OR	DR	TOT	AVG	PF	FO	A	TO	B	S	PTS	AVG
2015-16	18	5	239	13.3	14	26	.538	0	0	.000	4	10	.400	24	28	52	2.9	38	0	7	12	11	5	32	1.8
2016-17	33	30	775	23.5	46	72	.639	0	0	.000	22	50	.440	46	82	128	3.9	86	1	15	28	19	8	114	3.5
2017-18	32	15	553	17.3	43	70	.614	0	0	.000	7	25	.280	33	56	89	2.8	65	0	9	23	12	19	93	2.9
2018-19	9	9	206	22.9	9	22	.409	0	0	.000	7	10	.700	11	33	44	4.9	21	1	7	11	11	4	25	2.8
TOTAL	92	59	1773	19.3	112	190	.589	0	0	.000	40	95	.421	114	199	313	3.4	210	2	38	74	53	36	264	2.9



10

**Tevin Brown**

G • 6-5 • 180 • FR

Fairhope, Ala.

Fairhope HS

2018-19 SEASON HIGHS

Points:	20	Southern Illinois	12-12-18
FG:	7	Southern Illinois	12-12-18
FGA:	13	Southern Illinois	12-12-18
3PT:	6	Southern Illinois	12-12-18
3PTA:	11	Southern Illinois	12-12-18
FT:	3	Middle Tennessee	12-08-18
FTA:	4	Middle Tennessee	12-08-18
Reb:	5	Jackson State	12-15-18
Assists:	3	Southern Illinois	12-12-18
Steals:	3	Jackson State	12-15-18
Blocks:	2	Evansville	12-18-18
Minutes:	39	Evansville	12-18-18

CAREER HIGHS

Same As Season Highs

2018-19

- Scored 17 points in his MSU debut against Wright State as only the seventh freshman to start the opener since 2000.

2017-18

- Missed the season with a foot injury and was a redshirt.

Before MSU

- Named Alabama All-State Class 7A as a junior and senior at Fairhope High School.
- Was a finalist for Mr. Basketball in Alabama.
- Averaged 24 points per game in his junior season

with an average of 11 rebounds per game.

- Finished his high school career with more than 2,000 points.

- Had a 39-point game against Murphy High School in Mobile when he hit nine 3-point baskets.

Personal

- Born Sept. 23, 1998, son of Anthony Brown and Nicki Shipman.
- Majoring in biology/pre-physical therapy.

2018-19 GAME BY GAME

OPPONENT	DATE	S	M	TOTAL			3-POINTERS			FREE THROWS			REBOUNDS				PF	FO	A	TO	B	S	P	AVG	
				FG	FGA	PCT	3	3A	PCT	FT	FTA	PCT	O	D	T	AVG									
WRIGHT STATE	11-10-18	*	37	6	12	.500	5	9	.556	0	0	.000	1	4	5	5.0	2	0	2	3	0	0	17	17.0	
SPALDING	11-16-18	*	24	2	5	.400	1	4	.250	0	0	.000	0	2	2	3.5	2	0	2	0	1	3	5	11.0	
MISSOURI ST.	11-24-18	*	29	2	9	.222	2	8	.250	0	0	.000	0	1	1	2.7	5	1	0	0	1	2	6	9.3	
Alabama	11-26-18	*	28	2	4	.500	2	4	.500	0	0	.000	0	3	3	2.8	5	1	1	2	1	0	6	8.5	
PRAIRIE VIEW	12-01-18	*	34	4	10	.400	2	8	.250	0	0	.000	1	8	9	4.0	4	0	5	1	0	1	10	8.8	
Middle Tennessee	12-08-18	*	28	4	8	.500	4	8	.500	3	4	.750	1	4	5	4.2	3	0	1	3	0	0	15	9.8	
Southern Illinois	12-12-18	*	33	7	13	.538	6	11	.545	0	0	.000	1	2	3	4.0	2	0	3	0	1	2	20	11.3	
JACKSON STATE	12-15-18	*	33	6	11	.545	4	9	.444	0	0	.000	1	4	5	4.1	1	0	0	2	1	3	16	11.9	
EVANSVILLE	12-18-18	*	39	3	8	.375	2	6	.333	0	0	.000	0	2	2	3.9	1	0	2	1	2	1	8	11.4	
Totals			9	285	36	80	.450	28	67	.418	3	4	.750	5	30	35	3.9	25	2	16	12	7	12	103	11.4

BROWN CAREER STATISTICS

YEAR	GP	GS	MIN	AVG	FG	FGA	PCT	3FG	FGA	PCT	FT	FTA	PCT	OR	DR	TOT	AVG	PF	FO	A	TO	B	S	PTS	AVG
2018-19	9	9	285	31.7	36	80	.450	28	67	.418	3	4	.750	5	30	35	3.9	25	2	16	12	7	12	103	11.4
TOTAL	9	9	285	31.7	36	80	.450	28	67	.418	3	4	.750	5	30	35	3.9	25	2	16	12	7	12	103	11.4



11

**Shaq Buchanan**

G • 6-3 • 190 • SR

Madison, Miss.

Northeast Mississippi JC/Madison HS

2018-19 SEASON HIGHS

Points:	21	Middle Tennessee	12-08-18
FG:	9	Middle Tennessee	12-08-18
FGA:	17	Middle Tennessee	12-08-18
3PT:	3	Evansville	12-18-18
3PTA:	6	Evansville	12-18-18
FT:	6	Missouri State	11-24-18
FTA:	6	Missouri State	11-24-18
Reb:	7	Middle Tennessee	12-08-18
Assists:	4	Middle Tennessee	12-08-18
Steals:	7	Middle Tennessee	12-08-18
Blocks:	3	Jackson State	12-15-18
Minutes:	37	Middle Tennessee	12-08-18

CAREER HIGHS

Points:	21	Middle Tennessee	12-08-18
FG:	9	Middle Tennessee	12-08-18
FGA:	17	Middle Tennessee	12-08-18
3PT:	3	Evansville	12-18-18
3PTA:	6	Evansville	12-18-18
FT:	6	Middle Tennessee	12-08-18
FTA:	7	Austin Peay	02-24-18
Reb:	8	Eastern Illinois	12-28-17
Assists:	5	Harris-Stowe	11-28-17
Steals:	7	Middle Tennessee	12-08-18
Blocks:	2	Jackson State	12-15-18
Minutes:	38	Morehead State	01-25-18

2017-18

- Became a starter in the third game of the season and started the last 30 games.
- Against FAMU, scored a season-high 21 points. Recorded a steal in 25 games and had 50 to lead the team.
- Was fourth in the OVC with 1.6 steals per game.
- Had a season-high four steals against Belmont.
- Had a season-high eight rebounds against Eastern Illinois.
- In the OVC Tournament championship game victory over Belmont, he hit a late 3-pointer to seal the win.

Before MSU

- Had an outstanding career at Northeast Mississippi.
- Scored 34 points NJCAA Region 23 championship contest against Jones County Junior College
- Selected to play in the 2017 National Junior College Athletic Association (NJCAA) All-Star Game.
- He finished his two-year run at Northeast with 927 points, 361 rebounds, 169 assists, 104 steals and 58 blocks.
- Played high school basketball at Madison Central in Madison, Miss.

Personal

- Born Jan. 30, 1997, son of Leroy Buchanan and Stephanie Latiker.
- Majoring in integrated studies-health and exercise.

2018-19 GAME BY GAME

OPPONENT	DATE	S	M	TOTAL			3-POINTERS			FREE THROWS			REBOUNDS				PF	FO	A	TO	B	S	P	AVG	
				FG	FGA	PCT	3	3A	PCT	FT	FTA	PCT	O	D	T	AVG									
WRIGHT STATE	11-10-18	*	27	1	3	.333	0	1	.000	2	2	1.000	3	2	5	5.0	3	0	1	3	0	1	4	4.0	
SPALDING	11-16-18	*	11	3	5	.600	0	0	.000	1	2	.500	0	1	1	3.0	0	0	3	0	1	1	7	5.5	
MISSOURI ST.	11-24-18	*	34	7	13	.538	0	3	.000	6	6	1.000	0	1	1	2.3	0	0	3	3	1	1	20	10.3	
Alabama	11-26-18	*	32	4	10	.400	1	5	.200	0	0	.000	0	7	7	3.5	4	0	1	1	0	4	9	10.0	
PRAIRIE VIEW	12-01-18	*	35	3	11	.273	2	8	.250	6	8	.750	1	2	3	3.4	0	0	3	2	2	2	14	10.8	
Middle Tennessee	12-08-18	*	37	9	17	.529	1	6	.167	2	2	1.000	0	7	7	4.0	2	0	4	2	1	7	21	12.5	
Southern Illinois	12-12-18	*	29	3	10	.300	0	3	.000	0	0	.000	0	4	4	4.0	2	0	2	3	0	3	6	11.6	
JACKSON STATE	12-15-18	*	33	6	12	.500	3	5	.600	4	4	1.000	0	5	5	4.1	3	0	1	1	3	1	19	12.5	
EVANSVILLE	12-18-18	*	36	3	12	.250	1	6	.167	3	4	.750	2	6	8	4.6	3	0	0	0	0	1	10	12.2	
Totals			9	274	39	93	.419	8	37	.216	24	28	.857	6	35	41	4.6	17	0	18	15	8	21	110	12.2

BUCHANAN CAREER STATISTICS

YEAR	GP	GS	MIN	AVG	FG	FGA	PCT	3FG	FGA	PCT	FT	FTA	PCT	OR	DR	TOT	AVG	PF	FO	A	TO	B	S	PTS	AVG
2017-18	32	30	878	27.4	117	231	.506	20	65	.308	38	54	.704	33	92	125	3.9	67	0	35	42	12	50	292	9.12
2018-19	9	9	274	30.4	39	93	.419	8	37	.216	24	28	.857	6	35	41	4.6	17	0	18	15	8	21	110	12.2
TOTAL	41	39	1152	28.1	156	324	.481	28	102	.275	62	82	.756	39	127	166	4.0	84	0	53	57	20	71	402	9.8



24



Devon Gilmore

F • 6-6 • 200 • SO
Picayune, Miss.
Madison Ridgeland Academy

2018-19 SEASON HIGHS

Points:	14	Spalding	11-17-18
FG:	7	Spalding	11-17-18
FGA:	7	Spalding	11-17-18
3PT:			
3PTA:			
FT:			
FTA:			
Reb:	10	Spalding	11-17-18
Assists:	1	Spalding	11-17-18
Steals:	2	Spalding	11-17-18
Blocks:	1	Spalding	11-17-18
Minutes:	20	Spalding	11-17-18

CAREER HIGHS

Points:	14	Spalding	11-17-18
FG:	7	Spalding	11-17-18
FGA:	7	Spalding	11-17-18
3PT:			
3PTA:			
FT:			
FTA:	2	Brescia	11-10-17
Reb:	10	Spalding	11-17-18
Assists:	1	Spalding	11-17-18
Steals:	2	Spalding	11-17-18
Blocks:	1	Spalding	11-17-18
Minutes:	20	Spalding	11-17-18

2017-18

- Appeared in 13 games.
- Had a season-high four points against Brescia.

Before MSU

- Joins the Racers from Ridgeland Academy in Madison, Mississippi.
- He was a major player on a Ridgeland team that went 33-9 in 2016-17 and won its third state championship in four seasons in Mississippi's Independent Class 4A.
- He scored 29 points and grabbed 13 rebounds in the 2017 state title win over Hartfield Academy 73-42.
- As a senior in the 2016-17 season, he scored 18.6

points per game with 7.2 rebounds per game.

- He finished his four-year career at Ridgeland eclipsing the 2,000-point mark.
- Named the Mississippi Independent Schools State Class 4A Mr. Basketball as a junior and senior.
- Named Clarion Ledger Third Team All-State as a junior and senior.

Personal

- Born Oct. 16, 1997, son of Dewayne Cunningham and Maria Gilmore.
- Has one brother, Detrick Goff, and a sister, De'Andrea Cunningham.

- Majoring in marketing.

2018-19 GAME BY GAME

OPPONENT	DATE	S	M	TOTAL			3-POINTERS			FREE THROWS			REBOUNDS				PF	FO	A	TO	B	S	P	AVG
				FG	FGA	PCT	3	3A	PCT	FT	FTA	PCT	O	D	T	AVG								
WRIGHT STATE	11-10-18			DNP																				
SPALDING	11-16-18		20	7	7	1.000	0	0	.000	0	0	.000	2	8	10	10.0	1	0	1	1	1	2	14	14.0
MISSOURI ST.	11-24-18			DNP																				
Alabama	11-26-18			DNP																				
PRAIRIE VIEW	12-01-18	1		0	0	.000	0	0	.000	0	0	.000	0	0	0	5.0	0	0	0	0	0	0	0	7.0
Middle Tennessee	12-08-18	2		0	0	.000	0	0	.000	0	0	.000	0	0	0	3.3	0	0	0	0	0	0	0	4.7
Southern Illinois	12-12-18	2		0	0	.000	0	0	.000	0	0	.000	0	1	1	2.8	0	0	0	0	0	0	0	3.5
JACKSON STATE	12-15-18	2		0	0	.000	0	0	.000	0	0	.000	0	0	0	2.2	0	0	0	0	0	0	0	2.8
Totals		0	27	7	7	1.000	0	0	.000	0	0	.000	2	9	11	2.2	1	0	1	1	1	2	14	2.8

GILMORE CAREER STATISTICS

YEAR	GP	GS	MIN	AVG	FG	FGA	PCT	3FG	FGA	PCT	FT	FTA	PCT	OR	DR	TOT	AVG	PF	FO	A	TO	B	S	PTS	AVG
2017-18	13	0	30	2.3	5	8	.625	0	0	.000	0	2	.000	2	10	12	0.9	3	0	0	1	1	1	10	0.8
2018-19	5	0	27	5.4	7	7	1.000	0	0	.000	0	0	.000	2	9	11	2.2	1	0	1	1	1	2	14	2.8
TOTAL	18	0	57	3.2	12	15	.800	0	0	.000	0	2	.000	4	19	23	1.3	4	0	1	2	2	3	24	1.3



14



Jaiveon Eaves

G • 6-2 • 195 • JR
Madisonville, Ky.
Madisonville-North Hopkins HS

2018-19 SEASON HIGHS

Points:	12	Spalding	11-17-18
FG:	5	Spalding	11-17-18
FGA:	9	Spalding	11-17-18
3PT:	2	Spalding	11-17-18
3PTA:	5	Spalding	11-17-18
FT:	2	Jackson State	12-15-18
FTA:	2	Jackson State	12-15-18
Reb:	3	Spalding	11-17-18
Assists:	4	Spalding	11-17-18
Steals:	2	Spalding	11-17-18
Blocks:	1	Alabama	11-26-18
Minutes:	26	Spalding	11-17-18

CAREER HIGHS

Same as Season Highs

Before MSU

- Joins the Racers out of John A. Logan College.
- Had a productive sophomore season at John A. Logan in scoring 16.1 points per game and grabbing 4.7 rebounds.
- His team was 26-6 and won the Great Rivers Athletic Conference regular season championship and ended the season No. 22 in the nation.
- He hit 48 percent from the field overall and was 44 percent from the 3-point line (65-of-148).
- Had six games of 20 points or more and had a season-best game of 33 points against West Kentucky Tech

- when he was 8-of-9 from the 3-point line.
- Was named National Junior College Athletics Association Second Team All-America after he was named the NJCAA Region-24 Player of the Year and the Great Rivers Athletics Conference Player of the Year.
- Played prep basketball at Madisonville-North Hopkins High School where he led the Maroons with 19.4 points per game and was named KHSAA Honorable Mention All-State during his senior season of 2015-16.
- He was a four-time All-Region II selection and scored more than 1,600 points in his career.

Personal

- Born Feb. 10, 1998, son of Falisha Springfield and Tony Watson.

2018-19 GAME BY GAME

OPPONENT	DATE	S	M	TOTAL			3-POINTERS			FREE THROWS			REBOUNDS				PF	FO	A	TO	B	S	P	AVG	
				FG	FGA	PCT	3	3A	PCT	FT	FTA	PCT	O	D	T	AVG									
WRIGHT STATE	11-10-18		3	0	0	.000	0	0	.000	0	0	.000	0	0	0	0.0	0	0	0	0	0	0	0	0.0	
SPALDING	11-16-18		27	5	9	.556	2	5	.400	0	0	.000	1	2	3	1.5	1	0	4	0	1	1	12	6.0	
MISSOURI ST.	11-24-18		4	1	1	1.000	1	1	1.000	0	0	.000	0	0	0	1.0	0	0	0	0	0	1	3	5.0	
Alabama	11-26-18		7	0	1	.000	0	1	.000	0	0	.000	0	0	0	0.8	1	0	0	1	1	0	0	3.8	
PRAIRIE VIEW	12-01-18		6	1	3	.333	1	3	.333	0	0	.000	0	0	0	0.6	0	0	0	0	0	0	3	3.6	
Middle Tennessee	12-08-18		8	2	3	.667	2	2	1.000	0	0	.000	0	1	1	0.7	0	0	1	1	0	0	6	4.0	
Southern Illinois	12-12-18		9	0	4	.000	0	2	.000	0	0	.000	0	1	1	0.7	0	0	0	0	0	0	0	3.4	
JACKSON STATE	12-15-18		7	0	3	.000	0	2	.000	2	2	1.000	0	2	2	0.9	1	0	0	1	0	0	2	3.3	
EVANSVILLE	12-18-18		7	1	1	1.000	1	1	1.000	0	0	.000	0	0	0	0.8	0	0	0	0	0	0	3	3.2	
Totals			0	78	10	25	.400	7	17	.412	2	2	1.000	1	6	7	0.8	3	0	5	3	2	2	29	3.2

EAVES CAREER STATISTICS

YEAR	GP	GS	MIN	AVG	FG	FGA	PCT	3FG	FGA	PCT	FT	FTA	PCT	OR	DR	TOT	AVG	PF	FO	A	TO	B	S	PTS	AVG
2018-19	9	0	78	8.7	10	25	.400	7	17	.412	2	2	1.000	1	6	7	0.8	3	0	5	3	2	2	29	3.2
TOTAL	9	0	78	8.7	10	25	.400	7	17	.412	2	2	1.000	1	6	7	0.8	3	0	5	3	2	2	29	3.2



22

**Brion Whitley**

G • 6-4 • 200 • SO

Sarasota, Fla.

Riverview HS

2018-19 SEASON HIGHS

Points:	10	Southern Illinois	12-12-18
FG:	4	Southern Illinois	12-12-18
FGA:	8	Southern Illinois	12-12-18
3PT:	3	Spalding	11-17-18
3PTA:	5	Spalding	11-17-18
FT:			
FTA:	2	Evansville	12-18-18
Reb:	1	Middle Tennessee	12-08-18
Assists:	1	Wright State	11-10-18
Steals:	1	Southern Illinois	12-12-18
Blocks:			
Minutes:	22	Spalding	11-17-18

CAREER HIGHS

Points:	10	Southern Illinois	12-12-18
FG:	4	Southern Illinois	12-12-18
FGA:	8	Southern Illinois	12-12-18
3PT:	3	Spalding	11-17-18
3PTA:	5	Spalding	11-17-18
FT:	2	Marist	12-16-17
FTA:	2	Evansville	12-18-18
Reb:	2	Brescia	11-10-17
Assists:	1	Wright State	11-10-18
Steals:	1	Missouri State	11-24-18
Blocks:			
Minutes:	22	Spalding	11-17-18

2017-18

- Appeared in 14 games.
- had a season high scoring game of six points against Marist.
- When injury problems for the Racers showed up in the UT Martin game late in the season, he played seven meaningful minutes with a one point, rebound and assist.

Before MSU

- Was an outstanding talent at Riverview High School in Sarasota, Florida.
- Helped the Riverview Rams win 50 games in his junior

and senior seasons.

- In 2015-17, helped lead his team to a 28-2 record and advance to the Florida 8A State Tournament title game.
- He was named All-Tournament and averaged 20 points per game for the season.
- As a senior in 2016-17, he scored 19.7 points per game with 5.6 rebounds and three assists.
- Named the Player of the Game at the Sarasota-Manatee All-Star game when he scored 44 points.
- Named MVP of the Alaska Airlines Classic and the Sun Coast Classic.
- Named All-Sarasota/Manatee First Team as a junior

and a senior.

- Scored 1,000 plus points in his two seasons at Riverview.

Personal


- Born June 7, 1998, son of Kent and Danielle Whitley.
- Undeclared on a major.

2018-19 GAME BY GAME

OPPONENT	DATE	S	M	TOTAL			3-POINTERS			FREE THROWS			REBOUNDS				PF	FO	A	TO	B	S	P	AVG	
				FG	FGA	PCT	3	3A	PCT	FT	FTA	PCT	O	D	T	AVG									
WRIGHT STATE	11-10-18		15	2	2	1.000	1	1	1.000	0	0	.000	0	0	0	0.0	2	0	1	1	0	0	5	5.0	
SPALDING	11-16-18		22	3	6	.500	3	5	.600	0	0	.000	0	0	0	0.0	0	0	1	1	0	0	9	7.0	
MISSOURI ST.	11-24-18		13	1	2	.500	0	1	.000	0	0	.000	0	0	0	0.0	2	0	0	0	0	1	2	5.3	
Alabama	11-26-18		13	0	2	.000	0	1	.000	0	0	.000	0	1	1	0.3	2	0	0	0	0	0	0	4.0	
PRAIRIE VIEW	12-01-18		8	0	1	.000	0	1	.000	2	2	1.000	0	0	0	0.2	2	0	2	0	0	0	2	3.6	
Middle Tennessee	12-08-18		13	0	4	.000	0	2	.000	0	0	.000	0	1	1	0.3	2	0	0	0	0	0	0	3.0	
Southern Illinois	12-12-18		11	4	8	.500	2	4	.500	0	0	.000	0	0	0	0.3	0	0	0	1	0	1	10	4.0	
JACKSON STATE	12-15-18		7	1	2	.500	0	0	.000	0	0	.000	0	1	1	0.4	1	0	0	2	0	1	2	3.8	
EVANSVILLE	12-18-18		9	1	2	.500	1	2	.500	0	2	.000	0	0	0	0.3	0	0	0	0	0	0	3	3.7	
Totals			0	111	12	29	.414	7	17	.412	2	4	.500	0	3	3	0.3	11	0	4	5	0	3	33	3.7

WHITLEY CAREER STATISTICS

YEAR	GP	GS	MIN	AVG	FG	FGA	PCT	3FG	FGA	PCT	FT	FTA	PCT	OR	DR	TOT	AVG	PF	FO	A	TO	B	S	PTS	AVG
2017-18	15	0	47	3.1	7	14	.500	3	10	.300	5	9	.556	2	4	6	0.4	4	0	3	3	0	1	22	1.5
2018-19	9	0	111	12.3	12	29	.414	7	17	.412	2	4	.500	0	3	3	0.3	11	0	4	5	0	3	33	3.7
TOTAL	24	0	158	6.6	19	43	.442	10	27	.370	7	13	.538	2	7	9	0.4	15	0	7	8	0	4	55	2.3



23



KJ Williams

F • 6-9 • 240 • FR
Cleveland, Miss.
Cleveland Central HS

2018-19 SEASON HIGHS

Points:	12	Spalding	11-17-18
FG:	6	Spalding	11-17-18
FGA:	8	Spalding	11-17-18
3PT:			
3PTA:			
FT:	6	Jackson State	12-15-18
FTA:	8	Jackson State	12-15-18
Reb:	4	Evansville	12-18-18
Assists:	3	Spalding	11-17-18
Steals:			
Blocks:	2	Southern Illinois	12-12-18
Minutes:	16	Middle Tennessee	12-08-18

CAREER HIGHS

Same as Career Highs

Before MSU

- Joins the Racers from Cleveland Central High School.
- Had a tremendous 2017-18 season for the CCHS Wolves in scoring 21 points per game and grabbing 11 rebounds per game.
- Helped his team to a record of 23-9 and advanced to the second round of the Mississippi State Tournament.
- Had 16 double-doubles in 27 games in his senior season including a 27 point/28 rebound effort against West Tallahatchie.
- Had a triple-double against Indianola Gentry with 21 points, 12 rebounds and 10 blocked shots.

- Was named Mississippi All-State Third Team and was included in the Clarion Ledger's Dandy Dozen as one of the top-12 high school players in the state .
- Played Alabama-Mississippi All-Star game.
- Named to the Bolivar Commercial All-Area Team.
- Was Bolivar Commercial Player of the Year in 2017.
- Also a highly regarded quarterback.
- Led Cleveland Central to a 12-1 record in 2017 and threw for more than 2,400 yards with 21 touchdowns and he rushed for 300 yards.
- Also played baseball in his high school career.

Personal

- Born Sept. 3, 1999, son of Arnie and Shirley Williams.

2018-19 GAME BY GAME

OPPONENT	DATE	S	M	TOTAL			3-POINTERS			FREE THROWS			REBOUNDS				PF	FO	A	TO	B	S	P	AVG	
				FG	FGA	PCT	3	3A	PCT	FT	FTA	PCT	O	D	T	AVG									
WRIGHT STATE	11-10-18		5	0	0	.000	0	0	.000	0	0	.000	0	0	0	0.0	0	0	0	0	0	0	0	0.0	
SPALDING	11-16-18		12	6	8	.750	0	0	.000	0	0	.000	1	3	4	2.0	2	0	3	0	1	0	12	6.0	
MISSOURI ST.	11-24-18			DNP																					
Alabama	11-26-18		3	0	0	.000	0	0	.000	0	0	.000	0	0	0	1.3	0	0	0	0	0	0	0	4.0	
PRAIRIE VIEW	12-01-18		1	0	0	.000	0	0	.000	0	0	.000	0	1	1	1.3	0	0	0	0	0	0	0	3.0	
Middle Tennessee	12-08-18		16	4	5	.800	0	0	.000	0	0	.000	2	1	3	1.6	0	0	0	1	0	0	8	4.0	
Southern Illinois	12-12-18		15	4	5	.800	0	0	.000	2	2	1.000	2	1	3	1.8	4	0	0	1	2	0	10	5.0	
JACKSON STATE	12-15-18		12	2	3	.667	0	0	.000	6	8	.750	0	2	2	1.9	2	0	0	1	1	0	10	5.7	
EVANSVILLE	12-18-18		15	2	4	.500	0	0	.000	2	2	1.000	1	3	4	2.1	0	0	0	0	0	0	6	5.8	
Totals			0	79	18	25	.720	0	0	.000	10	12	.833	6	11	17	2.1	8	0	3	3	4	0	46	5.8

WILLIAMS CAREER STATISTICS

YEAR	GP	GS	MIN	AVG	FG	FGA	PCT	3FG	FGA	PCT	FT	FTA	PCT	OR	DR	TOT	AVG	PF	FO	A	TO	B	S	PTS	AVG
2018-19	8	0	79	9.9	18	25	.720	0	0	.000	10	12	.833	6	11	17	2.1	8	0	3	3	4	0	46	5.8
TOTAL	8	0	79	9.9	18	25	.720	0	0	.000	10	12	.833	6	11	17	2.1	8	0	3	3	4	0	46	5.8



24

**Anthony Smith**

F • 6-7 • 225 • SR

Suitland, Md.

Barton County CC/Potomac HS

2018-19 SEASON HIGHS

Points:	14	Spalding	11-17-18
FG:	6	Spalding	11-17-18
FGA:	8	Spalding	11-17-18
3PT:			
3PTA:			
FT:	4	Spalding	11-17-18
FTA:	5	Spalding	11-17-18
Reb:	10	Wright State	11-10-18
Assists:	3	Spalding	11-17-18
Steals:			
Blocks:	3	Alabama	11-26-18
Minutes:	22	Missouri State	11-24-18

CAREER HIGHS

Points:	14	Spalding	11-17-18
FG:	4	Spalding	11-17-18
FGA:	4	Spalding	11-17-18
3PT:			
3PTA:			
FT:	7	Florida A&M	12-02-17
FTA:	9	Florida A&M	12-02-17
Reb:	10	Wright State	11-10-18
Assists:	3	Spalding	11-17-18
Steals:	3	Marist	12-16-17
Blocks:	3	Alabama	11-26-18
Minutes:	31	Austin Peay	02-24-18

2018-19

Was MSU's leading rebounder through five games when he suffered a season-ending ankle injury.

2017-18

- Had a big game against SIU (Nov. 25) with 12 points on 4-4 FG in 20 minutes.
- Had 10 point game in 31 minutes vs APSU (Feb. 24).
- His season high scoring game was a 14-point outcome against Southern Illinois.
- His best rebounding game of the season was eight against Middle Tennessee.
- Went 4-of-4 from the field against Austin Peay on

a night when he was on the floor for a season-best 31 minutes.

- Appeared in all 32 games for the Racers off the bench. **Before MSU**

- Joins the Racers after two seasons at Barton County Community College in Kansas.
- Earned All-Kansas Jayhawk Community College Conference First Team honors and a selection to the NJCAA All-Region 6 team.
- He played in all 33 games and scored 12.7 points per game and hauled in a team-best 8.3 rebounds per game.

- Had a career-high 32 points and 11 rebounds in a win over Pratt and a 21 point/13 rebound effort against the 2017 National Champions, Hutchinson.

- Played at Potomac High School in Suitland, Maryland.
- Led his team to the Maryland 2A State Title in the 2013-14 season with a 25-3 record.

Personal

- Born March 16, 1997, son of Michael Smith and Marie Hemby.
- Majoring in organizational communication.

2018-19 GAME BY GAME

OPPONENT	DATE	S	M	TOTAL			3-POINTERS			FREE THROWS			REBOUNDS				PF	FO	A	TO	B	S	P	AVG	
				FG	FGA	PCT	3	3A	PCT	FT	FTA	PCT	O	D	T	AVG									
WRIGHT STATE	11-10-18	*	19	1	3	.333	0	0	.000	2	4	.500	5	5	10	10.0	4	0	1	3	1	0	4	4.0	
SPALDING	11-16-18	*	10	5	7	.714	0	0	.000	4	5	.800	4	1	5	7.5	0	0	3	0	1	0	14	9.0	
MISSOURI ST.	11-24-18	*	23	3	3	1.000	0	0	.000	2	2	1.000	2	2	4	6.3	4	0	0	1	1	0	8	8.7	
Alabama	11-26-18	*	19	2	5	.400	0	0	.000	0	0	.000	2	0	2	5.3	3	0	0	1	3	0	4	7.5	
PRAIRIE VIEW	12-01-18	*	20	2	6	.333	0	0	.000	4	6	.667	3	1	4	5.0	3	0	0	0	2	0	8	7.6	
Middle Tennessee	12-08-18						DNP		Injury																
Southern Illinois	12-12-18						DNP		Injury																
JACKSON STATE	12-15-18						DNP		Injury																
Totals			5	91	13	24	.542	0	0	.000	12	17	.706	16	9	25	5.0	14	0	4	5	8	0	38	7.6

SMITH CAREER STATISTICS

YEAR	GP	GS	MIN	AVG	FG	FGA	PCT	3FG	FGA	PCT	FT	FTA	PCT	OR	DR	TOT	AVG	PF	FO	A	TO	B	S	PTS	AVG
2017-18	32	0	463	14.5	31	59	.525	1	2	.500	51	74	.689	48	64	112	3.5	93	3	9	38	18	19	114	3.6
2018-19	5	5	91	18.2	13	24	.542	0	0	.000	12	17	.706	16	9	25	5.0	14	0	4	5	8	0	38	7.6
TOTAL	37	5	554	15.0	44	83	.530	1	2	.500	63	91	.692	64	73	137	3.7	107	3	13	43	26	19	152	4.1



25

**Jalen Johnson**

G • 6-1 • 175 • FR

Hopkinsville, Ky.

Hopkinsville HS

2018-19 SEASON HIGHS

Points:	4	Spalding	11-17-18
FG:	1	Spalding	11-17-18
FGA:	5	Spalding	11-17-18
3PT:	1	Spalding	11-17-18
3PTA:	3	Spalding	11-17-18
FT:	1	Spalding	11-17-18
FTA:	3	Spalding	11-17-18
Reb:	3	Spalding	11-17-18
Assists:	6	Spalding	11-17-18
Steals:			
Blocks:			
Minutes:	20	Spalding	11-17-18

CAREER HIGHS

Same as Career Highs

Before MSU

- Joins the Racers out of Hopkinsville, Kentucky.
- In 2017-18 as a senior with the Hopkinsville Tigers, he averaged 18 points per game to go with six rebounds and 3.8 assists while shooting 41 percent from behind the 3-point arc.
- Helped lead Hopkinsville to 119 wins in five seasons, which included three KHSAA Region-II championships and three trips to the Kentucky Sweet 16 State Tournament where HHS advanced to the quarterfinals twice in 2013-14 and 2014-15.
- Named named KHSAA All-State Honorable mention

in 2017 and was on the Courier Journal All-State Team as a junior and senior.

- Finished his career at Hopkinsville with 1,663 points.
- Will play in the Kentucky/Indiana All-Star game in summer of 2018.
- Was also a member of the Kentucky Junior All-Star team in 2017.

Personal

- Born Dec. 30, 1999, son of Darrell and Carla Johnson

2018-19 GAME BY GAME

OPPONENT	DATE	S	M	TOTAL			3-POINTERS			FREE THROWS			REBOUNDS				PF	FO	A	TO	B	S	P	AVG	
				FG	FGA	PCT	3	3A	PCT	FT	FTA	PCT	O	D	T	AVG									
WRIGHT STATE	11-10-18		1	0	1	.000	0	1	.000	0	0	.000	0	1	1	1.0	1	0	0	0	0	0	0.0		
SPALDING	11-16-18		20	1	5	.200	1	3	.333	1	4	.250	0	3	3	2.0	2	0	6	0	0	0	4	2.0	
MISSOURI ST.	11-24-18			DNP																					
Alabama	11-26-18			DNP																					
PRAIRIE VIEW	12-01-18		1	0	1	.000	0	1	.000	0	0	.000	0	0	0	1.3	0	0	0	0	0	0	0	1.3	
Middle Tennessee	12-08-18		2	0	1	.000	0	1	.000	0	0	.000	0	1	1	1.3	0	0	0	0	0	0	0	1.0	
Southern Illinois	12-12-18		2	0	0	.000	0	0	.000	0	0	.000	0	1	1	1.2	1	0	0	0	0	0	0	0.8	
JACKSON STATE	12-15-18		2	0	0	.000	0	0	.000	0	0	.000	0	0	0	1.0	2	0	0	0	0	0	0	0.7	
Totals			0	28	1	8	.125	1	6	.167	1	4	.250	0	6	6	1.0	6	0	6	0	0	0	4	0.7

JOHNSON CAREER STATISTICS

YEAR	GP	GS	MIN	AVG	FG	FGA	PCT	3FG	FGA	PCT	FT	FTA	PCT	OR	DR	TOT	AVG	PF	FO	A	TO	B	S	PTS	AVG
2018-19	6	0	28	4.7	1	8	.125	1	6	.167	1	4	.250	0	6	6	1.0	6	0	6	0	0	0	4	0.7
TOTAL	6	0	28	4.7	1	8	.125	1	6	.167	1	4	.250	0	6	6	1.0	6	0	6	0	0	0	4	0.7



32



Darnell Cowart

G • 6-8 • 295 • JR
Chicago, Ill.
Agua Fria HS / Cowley County CC

2018-19 SEASON HIGHS

Points:	11	Wright State	11-10-18
FG:	5	Wright State	11-10-18
FGA:	7	Alabama	11-26-18
3PT:			
3PTA:			
FT:	5	Jackson State	12-15-18
FTA:	6	Jackson State	12-15-18
Reb:	6	Jackson State	12-15-18
Assists:	2	Missouri State	11-24-18
Steals:	1	Missouri State	11-24-18
Blocks:	2	Evansville	12-18-18
Minutes:	23	Wright State	11-10-18

CAREER HIGHS

Same as Career Highs

Before MSU

- Comes to MSU after playing the 2017-18 season at Cowley County Community College.
- He played for Cowley Coach Tommy DeSalme in Arkansas City, Kansas.
- Originally from Chicago, Cowart will be a junior with the Racers in the 2017-18 season.
- Appeared in 31 games for Cowley County and averaged 15.9 points per game and hauled in 7.7 rebounds in only 22.3 minutes per game.
- Both of his totals for points and rebounds was tops on his team.

- His best games included: 28 points and 10 rebounds against Garden City, 27 points/15 rebounds against Neosho County, 22 points and 15 rebounds against No. 6 Hutchinson and 27 points and 10 rebounds against Pratt.
- Had nine games of 20-point scoring in the season.
- Named First Team All-Jayhawk Community College Conference (KJCCC) and Second Team All Region-6 of the National Junior College Athletic Association (NJCAA)

2018-19 GAME BY GAME

OPPONENT	DATE	S	M	TOTAL			3-POINTERS			FREE THROWS			REBOUNDS				PF	FO	A	TO	B	S	P	AVG
				FG	FGA	PCT	3	3A	PCT	FT	FTA	PCT	O	D	T	AVG								
WRIGHT STATE	11-10-18		24	5	6	.833	0	0	.000	1	3	.333	0	6	6	6.0	1	0	1	1	2	0	11	11.0
SPALDING	11-16-18		7	1	1	1.000	0	0	.000	2	2	1.000	0	1	1	3.5	1	0	0	1	0	0	4	7.5
MISSOURI ST.	11-24-18		18	1	4	.250	0	0	.000	2	4	.500	2	1	3	3.3	1	0	2	3	0	1	4	6.3
Alabama	11-26-18		7	1	7	.143	0	0	.000	2	2	1.000	4	1	5	3.8	1	0	0	1	0	0	4	5.8
PRAIRIE VIEW	12-01-18		4	1	1	1.000	0	0	.000	0	1	.000	1	1	2	3.4	4	0	0	1	0	0	2	5.0
Middle Tennessee	12-08-18		13	0	0	.000	0	0	.000	1	2	.500	1	3	4	3.5	4	0	1	0	1	0	1	4.3
Southern Illinois	12-12-18		9	0	1	.000	0	0	.000	0	0	.000	1	2	3	3.4	2	0	0	0	0	0	0	3.7
JACKSON STATE	12-15-18		12	3	6	.500	0	0	.000	5	6	.833	3	3	6	3.8	1	0	0	1	0	0	11	4.6
EVANSVILLE	12-18-18		7	1	2	.500	0	0	.000	2	2	1.000	3	2	5	3.9	2	0	0	0	2	0	4	4.6
Totals		0	101	13	28	.464	0	0	.000	15	22	.682	15	20	35	3.9	17	0	4	8	5	1	41	4.6

COWART CAREER STATISTICS

YEAR	GP	GS	MIN	AVG	FG	FGA	PCT	3FG	FGA	PCT	FT	FTA	PCT	OR	DR	TOT	AVG	PF	FO	A	TO	B	S	PTS	AVG
2018-19	9	0	101	11.2	13	28	.464	0	0	.000	15	22	.682	15	20	35	3.9	17	0	4	8	5	1	41	4.6
TOTAL	9	0	101	11.2	13	28	.464	0	0	.000	15	22	.682	15	20	35	3.9	17	0	4	8	5	1	41	4.6



2018-19 GAME LOG & LEADERS

Record	Overall	Home	Away	Neutral
All Games	8-1	6-0	2-1	0-0
Conference	0-0	0-0	0-0	0-0
Non-Conference	8-1	6-0	2-1	0-0

Opp	W-L	Score	Rec	OVC	OT	High Scorer	High Rebound	High Assist	High Block	High Steal
WSU	Won	73-54	1-0	---		Morant 24	Smith 10	Morant 11	Buchanan, Morant 1	Cowart 2
SU	Won	106-36	2-0	---		Morant 18	Gilmore 10	Morant 8	Sanchious 2	Morant 5
MOST	Won	77-66	3-0	---		Morant 29	Morant 13	Morant 12	5 with 1	Brown 2
UA	Lost	72-78	3-1	---		Morant 38	Morant 9	Morant 5	Smith 3	Buchanan 4
PVAM	Won	83-67	4-1	---		Morant 25	Morant 9	Morant 6	Sanchious, Smith, Buchanan 2	Buchanan 2
MTSU	Won	64-42	5-1	---		Buchanan 21	Buchanan 7	Morant 7	Sanchious 3	Buchanan 7
SIU	Won	80-52	6-1	---		Morant 23	Davis 9	Morant 13	Williams 2	Buchanan, Morant 3
JSU	Won	74-57	7-1	---		Buchanan 19	Sanchious, Cowart 6	Morant 14	Buchanan 3	Tevin Brown 3
UE	Won	66-64	8-1	---		Morant 27	Morant, Buchanan 8	Morant 10	Cowart, Morant, Brown 2	4 with 1

AUB
Bethel
MOR
EKU
UTM
SEMO
EIU
SIUE
BEL
TSU
JSU
TTU
EIU
SIUE
APSU
EKU
UTM
SEMO
MOR
APSU

GAME STARTERS

Date	Opponent	Guard	Guard	Guard	Forward	Forward
11-10	Wright State	Morant	Buchanan	Brown	Smith	Sanchious
11-16	Spalding	Morant	Buchanan	Brown	Smith	Sanchious
11-24	Spalding	Morant	Buchanan	Brown	Smith	Sanchious
11-26	Alabama	Morant	Buchanan	Brown	Smith	Sanchious
12-01	Prairie View	Morant	Buchanan	Brown	Smith	Sanchious
12-08	Middle Tennessee	Morant	Buchanan	Brown	Davis	Sanchious
12-12	Southern Illinois	Morant	Buchanan	Brown	Davis	Sanchious
12-15	Jackson State	Morant	Buchanan	Brown	Davis	Sanchious
12-18	Evansville	Morant	Buchanan	Brown	Davis	Sanchious

RECORDS FOR LINEUPS

4-1	Morant, Buchanan, Brown, Smith, Sanchious
4-0	Morant, Buchanan, Brown, Davis, Sanchious

START CHART

	18-19	Streak	Career
Sanchious	9	18	59
Morant	9	41	41
Buchanan	9	39	39
Brown	9	9	9
Smith	5	0	5
Davis	4	4	4



2018-19 ALL GAMES

Biggest lead:MSU: 70, Final Score vs Spalding
Opponents: 13, 2:27 2H at Alabama**Biggest deficit overcome to win:**MSU: 7, 17:58 1H vs Wright State
7, 4:43 2H vs Evansville

Opponents: 6, Alabama 1H 13:43

Biggest Halftime deficit overcome to win:

MSU:

Opponents:

PLAYER OF THE GAME

11-10	Wright State	Tevin Brown
11-16	Spalding	Devin Gilmore
11-24	Missouri State	Ja Morant
11-26	Alabama	Ja Morant
12-01	Prairie View	Mike Davis
12-08	Middle Tennessee	Shaq Buchanan
12-12	Southern Illinois	Tevin Brown
12-15	Jackson State	KJ Williams
12-18	Evansville	Ja Morant

LED THE RACERS IN...

SCORING	18-19	CAREER
Ja Morant	7	9
Shaq Buchanan	2	3
REBOUNDING	18-19	CAREER
Ja Morant	4	14
Brion Sanchious	1	7
Anthony Smith	1	4
Shaq Buchanan	2	3
Mike Davis	1	1
Darnell Cowart	1	1
Devin Gilmore	1	1
ASSISTS	18-19	CAREER
Ja Morant	9	32
Shaq Buchanan	0	1
STEALS	18-19	CAREER
Shaq Buchanan	7	21
Ja Morant	4	8
Brion Sanchious	1	5
Tevin Brown	3	3
Anthony Smith		2

LED THE RACERS IN

BLOCKS	18-19	CAREER
Brion Sanchious	6	22
Anthony Smith	3	7
Ja Morant	6	6
Shaq Buchanan	4	4
KJ Williams	1	1
Darnell Cowart	2	2
Tevin Brown	1	1

FREE THROWS

CURRENT FREE THROW STREAKS

2018-19	
KJ Williams	6
Darnell Cowart	6
Tevin Brown	3
Shaq Buchanan	3
Jaiveon Eaves	2
Brion Sanchious	2
Mike Davis	1
Ja Morant	1

Best of season

Shaq Buchanan 12

2017-18

Jonathan Stark	39, 21, 18, 15, 10
Ja Morant	13, 18, 10
Shaq Buchanan	15
Terrell Miller	15
Jalen Dupree	11

2016-17

Bryce Jones	25
Gee McGhee	24
Terrell Miller	12
Jonathan Stark	15

2015-16

Bryce Jones	23, 14
Gee McGhee, Jeffery Moss	10
Bryce Jones, Wayne Langston	10

2014-15

Cameron Payne	14
Jeffery Moss	12
T.J. Sapp	15, 13
Jarvis Williams	13

2013-14

Jeffery Moss	22
Cameron Payne	20
Jeffery Moss, T.J. Sapp	16

MSU CONSECUTIVE MADE FT RECORDS

Jonathan Stark (2017-18)	39
Greg Coble (1989-90)	33

INDIVIDUAL MISCELLANEOUS

10-PLUS POINTS	18-19	CAREER
Ja Morant	8	34
Shaq Buchanan	5	22
Tevin Brown	5	5
Anthony Smith	1	3
KJ Williams	2	2
Brion Sanchious		1
Devin Gilmore	1	1
Jaiveon Eaves	1	1
Darnell Cowart	1	1
MIke Davis	1	1

20-PLUS POINTS	18-19	CAREER
Ja Morant	7	7
Shaq Buchanan	3	3

10-PLUS REBOUNDS	17-18	CAREER
Ja Morant	5	5
Brion Sanchious	1	1
Anthony Smith	1	1
Devin Gilmore	1	1

DOUBLE-DOUBLES	18-19	CAREER
Ja Morant	5	11
Devin Gilmore	1	1

TRIPLE-DOUBLES	18-19	CAREER
Ja Morant	1	2

**LAST TIME IT HAPPENED****MSU Player 30+ Pts**

Jonathan Stark (36) vs SE Missouri, 01-04-18
Jonathan Stark, (37), vs Morehead State, 03-02-17
Jonathan Stark, (41), vs Tenn. Tech, 03-01-17
Jonathan Stark, (32) at SDSU, 12-17-16
Jeffery Moss, (33) H UTM, 2-27-16
Cameron Payne (31) at UTM, 2-28-15
Cameron Payne (33) at EIU, 1-22-15
Cameron Payne (32) at UE, 12-13-14
Jeffery Moss (31), H Tenn. Tech, 1-23-14
Isaiah Canaan (31), UT Martin, 2-28-13
Isaiah Canaan (35), Morehead State, 2-20-13
Isaiah Canaan (32), Lipscomb, 11-26-12
Isaiah Canaan (30), Old Dominion, 11-24-12
Isaiah Canaan (31), TN State, 2-9-12
Isaiah Canaan (32), SEMO, 2-2-12
Isaiah Canaan (35), Austin Peay, 1-7-12
Isaiah Canaan (36), Southern Mississippi, 11-26-11
Danero Thomas (30), Austin Peay, 2-7-09
Shawn Witherspoon (33), Morehead State, 1-6-05

Opponent 30+ Pts

Denzel Mahoney (30), SEMO 02-01-18
Milik Yarbrough (30), Illinois State 12-09-17
Nick King (31), Middle Tennessee 11-13-17
Jacolby Mobley (33), UT Martin 02-25-17
Mike Daum (39), South Dakota State 12-17-16
Kenny Gaines (35), Georgia 11-20-15
D.J. Ballentine (31), Evansville 12-13-14
Kevin Murphy (31), Tennessee Tech, 3-2-12

MSU two players 20+ points

Morant (23), Brown (20), SIU 12-12-18
Morant (29), Buchanan (20), MOST 11-24-18
Stark (29), Morant (23), SEMO 02-01-18
Stark (23), Miller (21), Morehead State 01-25-18
Miller (24), Stark (21), Auburn 12-19-17
Stark (33), Miller (27), Morehead State 02-08-17
Miller (28), Stark (23), Jacksonville State 01-05-17
Stark (21), Miller (21), Wright State 12-22-16
Croaker (23), Stark (23), MTSU 11-15-16
Jones (24), Moss (21), MOR 3-3-16

MSU three players 20+ points

Stark (26), Croaker (25), Jones (21)
H TSU 12-31-16

Payne (29), Williams (21) & Sapp (20)
A Belmont 2-6-14

Payne (27), Moss & Williams (20)
H UT Martin 1-5-14

Canaan (32), Wilson (21), Daniel (20)
Lipscomb 11-26-12

Mayes (23), Rainey (21), Townsend (21)
SEMO 2-6-97

MSU two players with 30+ points

Brown 30, Rainey 30 UT-Martin 2-17-96

MSU six players in double figures

Miller (22), Croaker, McGhee & Dupree (14), Stark 13,
Thomas 12. H APSU 2-11-17

MSU 15+ rebounds

Terrell Miller (17) West Virginia, 03-16-18
Terrell Miller (18) Jacksonville State, 03-02-18
Terrell Miller (15) Auburn, 12-19-17

Jarvis Williams (15) SEMO, 3-1-14
Jarvis Williams (15) TTU, 1-23-14
Jarvis Williams (15) UT Martin, 1-05-14
Jarvis Williams (18) SEMO, 1-02-14

MSU 6+ 3-pointers

Tevin Brown (6) SIU 12-12-18
Ja Morant (6) MOST 11-24-18
Jonathan Stark (6) EKU 01-27-18
Jonathan Stark (7) JSU 01-11-18
Jonathan Stark (6) UTM 1-06-18
Jonathan Stark (7) Morehead State 3-02-2017
Jonathan Stark (7) Tennessee Tech 3-01-17
Jonathan Stark (6) UTM 2-25-17
Jonathan Stark (6) SIUE 2-16-17
Jonathan Stark (6) Morehead State 02-08-17
Terrell Miller (6) Jacksonville State 01-05-17
Jonathan Stark (9) South Dakota State 12-17-16
Jonathan Stark (6) Bowling Green 11-21-16
Jeffery Moss (6) SEMO 2-13-16
Jeffery Moss (7) SEMO 2-4-16
Jeffery Moss (6) TTU, 1-7-16
Jeffery Moss (7) TTU, 1-23-14

MSU 10+ assists

Ja Morant (10) Evansville, 12-18-18
Ja Morant (14) Jackson State, 12-15-18
Ja Morant (13) Southern Illinois, 12-12-18
Ja Morant (12) Missouri State, 11-24-18
Ja Morant (11) Wright State, 11-10-18
Ja Morant (10) Austin Peay, 02-08-18
Ja Morant (14) Eastern Illinois, 12-28-17
Ja Morant (10) Marist, 12-16-17
Ja Morant (11) Brescia, 11-10-17
Bryce Jones (10) Austin Peay, 2-11-17
Bryce Jones (10) South Dakota State 12-17-16
Bryce Jones (10) Bowling Green 11-21-16
Bryce Jones (10) Houston, 12-02-15
Cameron Payne (10) UTEP, 3-17-15
Cameron Payne (12) APSU, 1-31-14
B.J. Jenkins (10) WKU, 12-18-10

MSU 5+ steals

Ja Morant (5) vs Spalding, 11-16-18
Ja Morant (5) vs SEMO, 01-04-18
Jonathan Stark (5) vs Auburn, 12-19-17
Cameron Payne (6) vs EKU, 01-29-14
Cameron Payne (6) vs Brescia, 11-20-14
Cameron Payne (5) at MTSU, 11-18-14

MSU 5+ blocks

Jarvis Williams (6) SIUE, 2-12-15
Jarvis Williams (5) Omaha, 3-24-14
Ed Daniel (6) Tennessee State, 2-9-13

Last MSU player with a triple-double

Ja Morant 29pts, 13r, 12a, MOST 11-24-18
Ja Morant 11pts, 10r, 14a, EIU 12-28-17
Isacc Miles 13pts, 10r, 11a, UT Martin 2-23-09

Last MSU game two players double-double

Dupree 12pts/13reb & Terrell Miller 16pts/11reb
at Belmont 01-18-18

Jones 14pts/10reb & Langston 13pts/11 reb
12-02-15 Houston

Williams 25pts/14reb & Cameron Payne 14pts/10a
3-17-15 UTEP

Last MSU game three players double-double

Kennedy, 14pts/12 reb, Griffith, 11 pts/11/reb, Redding,
10pts/10 reb Morehead State 12-10-05

MSU scores 100+ points

Home vs Spalding W 106-36, 11-16-18
Home vs Marist W 100-63, 12-16-17
Home vs Brescia W 118-61, 11-10-17
Home vs Austin Peay W 102-58 02-11-17
Away vs Morehead State L 101-100 OT 02-08-17
Home vs Bethel W 103-65 12-12-16
Home vs Brescia W 101-75 12-30-15

Opponent scored 100+ points

at Morehead State L 101-100 OT 2-08-17

Last MSU 10-plus winning streak

(13) From 01-20-18 through 03-03-18

MSU 5-game losing streak

12-02-15 through 12-22-15, Houston, Evansville, Illinois
State, SIU, Wright State

12-21-1991 through 1-11-1992, Evansville, Missouri, Arkan-
sas State, Texas, APSU

MSU buzzer beater shot win

Danero Thomas vs Vanderbilt
3-18-10 in NCAA Tournament

Opponent buzzer beater shot to win

Trey Freeman, 3-pointer vs Old Dominion,
NIT Quarterfinals, 3-25-15

Travis Peterson, 3-pointer vs Samford, 12-20-07

Brandon Heath, half-court shot vs San Diego State, 11-10-
06 at Saint Mary's.

Last MSU player unable to shoot free throws

Ja Morant, replaced by Brion Sanchious, 12-15-18 vs Jack-
son State

Ed Daniel, replaced by Ivan Aska vs Eastern
Illinois, 1-20-11

Last time MSU did not have a player in double-figure scoring and won:

Eastern Illinois, Home 11-25-06, 53-50

Last time MSU did not have a player in double-figure scoring and lost:

vs Evansville, away, 12-10-16, 78-46
vs Tennessee, away, 12-1-06, 89-64

Perfect game from the free throw line for MSU player:

minimum of 8 attempts
12-12, Jonathan Stark vs MOR 01-25-18
14-14, Jonathan Stark vs SEMO 01-04-18
8-8, Jonathan Stark vs SIUE 12-30-17
9-9, Ja Morant vs MTSU 11-13-17
10-10, Bryce Jones vs TSU 1-16-16
14-14, Cameron Payne vs UTM 1-5-14
14-14, Jeffery McClain vs St. Catharine, 11-29-08
13-13, Trey Pearson vs SIUE, 11-20-04

Perfect from the free throw line for opposing player:

16-16, Mike Daum, S. Dakota State, 12-17-16
15-15, Torrance Row, TTU, 1-7-16
12-12, Nick Murphy, Jacksonville State 1-14-10
12-12, Roy Booker, Southeast Missouri 1-28-06

Last best perfect FG game for MSU player

7-7 Devin Gilmore H vs Spalding, 11-16-18
9-9, Jarvis Williams at EKU, 1-8-14
9-9, Ivan Aska vs UMUSL, 11-14-09
8-8, Jeffery McClain vs EIU, 1-11-10
7-7, Jarvis Williams at Belmont 2-6-14
7-7, Kevin Thomas vs UT Martin, 1-5-09

**LAST TIME IT HAPPENED**

6-6, Brandon Garrett vs Old Dominion, 11-24-12

MSU consecutive games with a made 3-point basket

40 Isaiah Canaan, 2012-13
 23 Jonathan Stark, 2017-18
 21 Jonathan Stark, 2016-17
 20 Cameron Payne, 2014-15
 18 Jonathan Stark, 2017-18

Last four-point play by MSU:

Jonathan Stark hit a 3 and was fouled at TTU in the second half.

Bryce Jones hit a 3 and was fouled at home vs UT Martin 01-28-17

Jonathan Stark hit a 3 and was fouled at South Dakota State 12-17-16

Gee McGhee hit a 3 and was fouled vs Evansville 12-05-15

Jarvis Williams made basket and was fouled. He missed FT, scored off his own miss at MTSU 11-18-14

Isaiah Canaan made a three-pointer and was fouled, and made the FT vs SDSU, 2-23-13

Last four-point play by opponent

Jared Harper hit a 3-pointer and was fouled. He made the free throw with :50 remaining in the first half.

Treyshaad Williams scored and was fouled. Missed the free throw, Ronnye Beamon rebounded the ball and scored for a 4-point play for a 77-74 lead at Morehead State 02-08-17.

Ali, Ismail, Bowling Green, 11-21-16

Casey Teson, EIU 2-25-16

Travis Betran, APSU 1-12-13

Dewayne Wright, Eastern Illinois, 1-11-10

MSU 10+ made three-point baskets

(11) SIU, 12-12-18
 (11) SEMO, 02-01-18
 (11) ECU, 01-27-18
 (11) TSU, 01-20-18
 (10) JSU, 01-11-18
 (10) SIUE, 12-30-17
 (10) Marist, 12-16-17
 (12) Wright State, 11-28-17
 (13) Brescia, 11-10-17
 (10) UT Martin 03-03-17
 (12) Morehead State 03-02-17
 (13) Morehead State 02-08-17
 (10) UT Martin 01-28-17
 (13) Jacksonville State 01-05-17
 (17) South Dakota State, 12-17-16
 (13) SIU, 11-29-16
 (14) SEMO, 2-13-16
 (14) Tulsa, 3-23-15
 (14) SEMO, 3-1-14
 (15) Tennessee Tech, 1-23-14

Opponent 10+ made three-point baskets

(14) Belmont, 01-18-18
 (12) Auburn, 12-19-17
 (12) Illinois State, 12-09-17
 (11) UT Martin, 03-03-17
 (10) Tenn. Tech, 03-01-17
 (12) SEMO, 02-23-17

(15) Eastern Illinois, 02-18-17
 (10) Morehead State, 02-08-17
 (10) Austin Peay, 01-21-17
 (10) Eastern Illinois 01-12-17
 (13) Brescia 12-29-16
 (11) Wright State 12-22-16
 (12) Green Bay 1-21-16

MSU failed to hit a three-pointer in a game

0-15, Austin Peay, 3-6-09
 0-15, Wright State, 12-22-08
 0-7, Samford, 12-21-06, broke a streak of 581 games

Opponent failed to hit a three-pointer in a game

(Regular Season)
 0-7, Tennessee Tech, 2-10-11 (span of 660 games)
 0-3, Middle Tennessee, 1-30-89

Opponent failed to hit a three-pointer in a game

(Post Season)
 0-2, Eastern Illinois, 3-5-10, OVC Tournament

Last time trailing with 5:00 remaining and win

H UE 12-18-18 down 56-51 -5, won
 H ISU 11-11-16 down 57-55 -2, won 73-70
 H AAMU 11-28-15 down -4, won 63-61
 A SEMO 2-14-15 down -9, won 94-92 OT
 H ECU, 1-29-15 down -5, won 85-78 OT
 A MOSU, 3-19-14 down -2, won 66-63
 H UE, 12-4-13 down -2, won 65-63
 A ECU, 12-2-10 down -2, won 74-72
 N Vandy, 3-18-10 down -1, won 66-65 (NCAA)

Last time leading with 5:00 remaining and lost

H APSU, 02-06-16 up 62-58 +4 lost 76-73
 A TSU, 1-16-16 up 65-60 +5 lost 73-71
 H EIU, 1-20-11 up +5 and lost 61-60
 A MOR, 12-6-08 up +5 and lost 79-74

Last time trailing with 2:00 remaining and win

UE, H, 12-18-18 down 61-59, won 66-64
 SEMO, A, 2-14-15 down 78-75, won 94-92 OT
 ECU, H, 1-29-15 down 68-65, won 85-78 OT
 MOSU, A, 3-19-14 down 63-62, won 66-63



MURRAY STATE OVERTIME GAMES (SINCE 1983)

Date	Opponent	H/A/N	W/L	Score	Span	Tot	Notes
11-29-1983	*Tennessee State	Home	Won	65-58	---	---	
02-03-1984	*Austin Peay	Home	Won	90-85	16	---	
01-14-1985	*Youngstown State	Home	Won	66-62	25	---	
02-09-1985	*Tennessee Tech	Away	Lost	51-53	8	2OT	
12-16-1985	Bowling Green	Home	Won	70-63	14	---	
12-05-1986	Southern Cal	Neutral	Lost	53-54	25	---	Wendy's Classic, Bowling Green, Ky.
02-07-1987	*Morehead State	Home	Lost	72-84	17	---	
01-05-1988	Memphis State	Away	Lost	70-76	18	---	
01-09-1989	Lamar	Home	Won	80-78	34	---	
12-09-1989	Southern Illinois	Home	Lost	108-114	20	3OT	
12-29-1989	Texas-San Antonio	Neutral	Won	107-101	4	---	Lamar Invitational, Beaumont, Texas
02-19-1990	*Tennessee State	Home	Won	90-89	13	---	
03-15-1990	Michigan State	Neutral	Lost	71-75	8	---	NCAA Tournament, Knoxville, Tenn.
12-28-1990	South Alabama	Neutral	Won	88-78	13	---	BMA Holiday Classic, Kansas City, Mo.
02-08-1992	*Morehead State	Away	Won	93-91	41	---	
02-17-1992	*Tennessee Tech	Home	Won	103-99	3	---	
12-19-1992	Evansville	Away	Won	87-78	11	---	
01-09-1993	*Austin Peay	Away	Won	82-76	6	---	
01-30-1993	*Tennessee Tech	Home	Won	117-112	7	---	
03-01-1997	*Austin Peay	Neutral	Won	88-85	129	---	OVC Tournament Final, Nashville, Tenn.
01-03-1998	*Middle Tennessee	Away	Won	76-71	49	---	
12-30-1998	Florida State	Neutral	Lost	76-80	32	---	Rainbow Classic, Honolulu, Hawaii
02-13-1999	*#Eastern Illinois	Home	Won	94-89	15	2OT	
01-18-2000	*Austin Peay	Home	Lost	75-77	22	---	
01-22-2000	*Morehead State	Away	Won	87-86	2	---	
12-08-2000	Ala.-Birmingham	Home	Won	84-72	21	---	
02-06-2001	*Austin Peay	Home	Lost	79-84	16	---	
01-24-2002	*Morehead State	Away	Lost	83-92	27	---	
02-07-2003	*Austin Peay	Neutral	Lost	56-59	44	---	OVC Tournament Semi, Nashville, Tenn.
12-07-2003	Western Kentucky	Away	Won	100-95	7	2OT	
01-08-2004	*Eastern Kentucky	Home	Won	80-78	42	---	
11-19-2005	Cincinnati	Away	Lost	75-79	17	---	Season Opener
12-03-2005	Texas-San Antonio	Away	Won	89-79	2	---	
02-02-2006	*Austin Peay	Away	Won	69-68	17	---	
12-07-2006	*Eastern Kentucky	Away	Lost	66-72	21	---	
01-04-2007	*Tennessee State	Away	Won	86-83	4	---	
02-14-2007	*Tennessee State	Home	Lost	64-60	11	---	
01-03-2008	*Eastern Illinois	Away	Lost	83-80	16	---	
01-31-2008	*Austin Peay	Away	Lost	92-87	9	---	
02-28-2009	*Eastern Kentucky	Home	Won	70-65	37	---	
11-26-2011	Southern Miss	Neutral	Won	90-81	44	2OT	Great Alaska Shootout, Anchorage, Alaska
02-02-2013	*Austin Peay	Home	Won	75-68	48	---	
02-20-2013	*Morehead State	Away	Won	106-100	5	2OT	
03-09-2013	*Belmont	Neutral	Lost	70-68	5	---	OVC Tournament Final, Nashville, Tenn.
03-01-2014	*Southeast Missouri	Away	Lost	118-115	28	2OT	Final game of the regular season
01-29-2015	*Eastern Kentucky	Home	Won	85-78	28	---	MSU pushed win streak to 16
02-14-2014	*Southeast Missouri	Away	Won	94-92	5	---	MSU Pushed win streak to 21
12-05-2015	Evansville	Home	Lost	85-81	22	---	
11-29-2016	Southern Illinois	Away	Lost	89-85	29	---	1st OT at SIU, 1st since 1989 at MSU
12-17-2016	South Dakota State	Away	Lost	88-84	5	---	Stark ties MSU record with nine 3-point baskets
01-21-2017	*Austin Peay	Away	Lost	84-81	9	---	1st loss at APSU since 2009. Broke 6-gm win streak.
02-08-2017	*Morehead State	Away	Lost	101-100	4	---	Jonathan Stark career-high 33 points.
03-01-2017	*Tennessee Tech	Neutral	Won	85-84	6	2OT	OVC Tournament 1st Round. Stark 41 points.

* OVC Game



2018-19 MSU SEASON BOX SCORE (ALL GAMES)

## Player	GPGS	Min	Avg	-----TOTAL-----			-----3-PTS---			-----REBOUNDS-----				PFFO	A	TO	Blk	Stl	Pts	Avg					
				FG	FGA	Pct	3FG	FGA	Pct	FT	FTA	Pct	Off								Def	Tot	Avg		
12 Ja Morant	9	9	314	34.9	74	141	.525	12	39	.308	45	58	.776	15	47	62	6.9	15	0	86	44	5	17	205	22.8
11 Shaq Buchanan	9	9	274	30.4	39	93	.419	8	37	.216	24	28	.857	6	35	41	4.6	17	0	18	15	8	21	110	12.2
10 Tevin Brown	9	9	285	31.7	36	80	.450	28	67	.418	3	4	.750	5	30	35	3.9	25	2	16	12	7	12	103	11.4
24 Anthony Smith	5	5	91	18.2	13	24	.542	0	0	.000	12	17	.706	16	9	25	5.0	14	0	4	5	8	0	38	7.6
23 KJ Williams	8	0	79	9.9	18	25	.720	0	0	.000	10	12	.833	6	11	17	2.1	8	0	3	3	4	0	46	5.8
00 Mike Davis	9	4	203	22.6	18	39	.462	7	23	.304	4	7	.571	13	27	40	4.4	28	0	3	7	4	6	47	5.2
32 Darnell Cowart	9	0	101	11.2	13	28	.464	0	0	.000	15	22	.682	15	20	35	3.9	17	0	4	8	5	1	41	4.6
22 Brion Whitley	9	0	111	12.3	12	29	.414	7	17	.412	2	4	.500	0	3	3	0.3	11	0	4	5	0	3	33	3.7
14 Jaiveon Eaves	9	0	78	8.7	10	25	.400	7	17	.412	2	21	.000	1	6	7	0.8	3	0	5	3	2	2	29	3.2
13 Devin Gilmore	5	0	27	5.4	7	7	1.000	0	0	.000	0	0	.000	2	9	11	2.2	1	0	1	1	1	2	14	2.8
04 Brion Sanchious	9	9	206	22.9	9	22	.409	0	0	.000	7	10	.700	11	33	44	4.9	21	1	7	11	11	4	25	2.8
25 Jalen Johnson	6	0	28	4.7	1	8	.125	1	6	.167	1	4	.250	0	6	6	1.0	6	0	6	0	0	0	4	0.7
01 DaQuan Smith	1	0	2	2.0	0	1	.000	0	1	.000	0	0	.000	0	0	0	0.0	0	0	0	0	0	0	0	0.0
TM TEAM.....														5	8	13	1.4	1		5				0	
Total.....	9				250	522	.479	70	207	.338	125	168	.744	95	244	339	37.7	167	3	157	119	55	68	695	77.2
Opponents.....	9				177	492	.360	33	153	.216	129	184	.701	104	201	305	33.9	146	-	71	148	34	43	516	57.3

2018-19 MSU SEASON BOX SCORE (OVC GAMES)

## Player	GPGS	Min	Avg	-----TOTAL-----			-----3-PTS---			-----REBOUNDS-----				PFFO	A	TO	Blk	Stl	Pts	Avg
				FG	FGA	Pct	3FG	FGA	Pct	FT	FTA	Pct	Off							

2018-19 MSU WEEK BOX SCORE (JACKSON STATE & EVANSVILLE)

## Player	GPGS	Min	Avg	-----TOTAL-----			-----3-PTS---			-----REBOUNDS-----				PFFO	A	TO	Blk	Stl	Pts	Avg					
				FG	FGA	Pct	3FG	FGA	Pct	FT	FTA	Pct	Off								Def	Tot	Avg		
12 Ja Morant	2	2	76	38.0	14	36	.389	0	6	.000	9	15	.600	4	9	13	6.5	5	0	24	7	2	3	37	18.5
11 Shaq Buchanan	2	2	69	34.5	9	24	.375	4	11	.364	7	8	.875	2	11	13	6.5	6	0	1	1	3	2	29	14.5
10 Tevin Brown	2	2	72	36.0	9	19	.474	6	15	.400	0	0	.000	1	6	7	3.5	2	0	2	3	3	4	24	12.0
23 KJ Williams	2	0	27	13.5	4	7	.571	0	0	.000	8	10	.800	1	5	6	3.0	2	0	0	1	1	0	16	8.0
32 Darnell Cowart	2	0	19	9.5	4	8	.500	0	0	.000	7	8	.875	6	5	11	5.5	3	0	0	1	2	0	15	7.5
22 Brion Whitley	2	0	16	8.0	2	4	.500	1	2	.500	0	2	.000	0	1	1	0.5	1	0	0	2	0	1	5	2.5
00 Mike Davis	2	2	49	24.5	2	7	.286	1	3	.333	0	0	.000	2	7	9	4.5	5	0	1	0	2	1	5	2.5
14 Jaiveon Eaves	2	0	14	7.0	1	4	.250	1	3	.333	2	21	.000	0	2	2	1.0	1	0	0	1	0	0	5	2.5
04 Brion Sanchious	2	2	52	26.0	1	4	.250	0	0	.000	2	3	.667	2	5	7	3.5	6	0	1	5	3	1	4	2.0
25 Jalen Johnson	1	0	2	2.0	0	0	.000	0	0	.000	0	0	.000	0	0	0	0.0	2	0	0	0	0	0	0	0.0
01 DaQuan Smith	1	0	2	2.0	0	1	.000	0	1	.000	0	0	.000	0	0	0	0.0	0	0	0	0	0	0	0	0.0
13 Devin Gilmore	1	0	2	2.0	0	0	.000	0	0	.000	0	0	.000	0	0	0	0.0	0	0	0	0	0	0	0	0.0
TMTEAM.....														2	2	4	2.0	0		0				0	
Total.....	2				46	114	.404	13	41	.317	35	48	.729	20	53	73	36.5	33	0	29	21	16	12	140	70.0
Opponents.....	2				43	116	.371	10	41	.244	25	37	.676	26	54	80	40.0	40	-	20	29	8	10	121	60.5



2018-19 MSU SEASON BOX SCORE (HOME GAMES)

## Player	GPGS	Min	Avg	-----TOTAL-----			-----3-PTS---			-----REBOUNDS-----				PF	FO	A	TO	Blk	Stl	Pts	Avg				
				FG	FGA	Pct	3FG	FGA	Pct	FT	FTA	Pct	Off									Def	Tot	Avg	
12 Ja Morant	6	6	207	34.5	46	92	.500	9	29	.310	34	44	.773	9	36	45	7.5	12	0	61	27	5	11	135	22.5
11 Shaq Buchanan	6	6	176	29.3	23	56	.411	6	23	.261	22	26	.846	6	17	23	3.8	9	0	11	9	7	7	74	12.3
10 Tevin Brown	6	6	196	32.7	23	55	.418	16	44	.364	0	0	.000	3	21	24	4.0	15	1	11	7	5	10	62	10.3
24 Anthony Smith	4	4	72	18.0	11	19	.579	0	0	.000	12	17	.706	14	9	23	5.8	11	0	4	4	5	0	34	8.5
32 Darnell Cowart	6	0	72	12.0	12	20	.600	0	0	.000	12	18	.667	9	14	23	3.8	10	0	3	7	4	1	36	6.0
23 KJ Williams	5	0	45	9.0	10	15	.667	0	0	.000	8	10	.800	2	9	11	2.2	4	0	3	1	2	0	28	5.6
00 Mike Davis	6	2	127	21.2	12	26	.462	4	14	.286	3	5	.600	10	20	30	5.0	19	0	2	4	4	3	31	5.2
13 Devin Gilmore	3	0	23	7.7	7	7	1.000	0	0	.000	0	0	.000	2	8	10	3.3	1	0	1	1	1	2	14	4.7
22 Brion Whitley	6	0	74	12.3	8	15	.533	5	10	.500	2	4	.500	0	1	1	0.2	7	0	4	4	0	2	23	3.8
14 Jaiveon Eaves	6	0	54	9.0	8	17	.471	5	12	.417	2	2	1.000	1	4	5	0.8	2	0	4	1	1	2	23	3.8
04 Brion Sanchious	6	6	127	21.2	5	11	.455	0	0	.000	5	8	.625	6	22	28	4.7	15	0	3	8	8	2	15	2.5
25 Jalen Johnson	4	0	24	6.0	1	7	.143	1	5	.200	1	4	.250	0	4	4	1.0	5	0	6	0	0	0	4	1.0
01 DaQuan Smith	1	0	2	2.0	0	1	.000	0	1	.000	0	0	.000	0	0	0	0.0	0	0	0	0	0	0	0	0.0
TM TEAM.....														4	6	10	1.7	0		4				0	
Total.....	6				166	341	.487	46	138	.333	101	138	.732	66	171	237	39.5	110	1	113	77	42	40	479	79.8
Opponents.....	6				122	337	.362	23	108	.213	77	113	.681	64	130	194	32.3	110	-	50	87	16	26	344	57.3

2018-19 MSU SEASON BOX SCORE (AWAY GAMES)

## Player	GP-GS	Min	Avg	-----TOTAL-----			-----3-PTS---			-----REBOUNDS-----				PF	FO	A	TO	Blk	St	Pts	Avg				
				FG	FGA	Pct	3FG	FGA	Pct	FT	FTA	Pct	Off									Def	Tot	Avg	
12 Ja Morant	3	3	107	35.7	28	49	.571	3	10	.300	11	14	.786	6	11	17	5.7	3	0	25	17	0	6	70	23.3
10 Tevin Brown	3	3	89	29.7	13	25	.520	12	23	.522	3	4	.750	2	9	11	3.7	10	1	5	5	2	2	41	13.7
11 Shaq Buchanan	3	3	98	32.7	16	37	.432	2	14	.143	2	2	1.000	0	18	18	6.0	8	0	7	6	1	14	36	12.0
23 KJ Williams	3	0	34	11.3	8	10	.800	0	0	.000	2	2	1.000	4	2	6	2.0	4	0	0	2	2	0	18	6.0
00 Mike Davis	3	2	76	25.3	6	13	.462	3	9	.333	1	2	.500	3	7	10	3.3	9	0	1	3	0	3	16	5.3
24 Anthony Smith	1	1	19	19.0	2	5	.400	0	0	.000	0	0	.000	2	0	2	2.0	3	0	0	1	3	0	4	4.0
04 Brion Sanchious	3	3	79	26.3	4	11	.364	0	0	.000	2	2	1.000	5	11	16	5.3	6	1	4	3	3	2	10	3.3
22 Brion Whitley	3	0	37	12.3	4	14	.286	2	7	.286	0	0	.000	0	2	2	0.7	4	0	0	1	0	1	10	3.3
14 Jaiveon Eaves	3	0	24	8.0	2	8	.250	2	5	.400	0	0	.000	0	2	2	0.7	1	0	1	2	1	0	6	2.0
32 Darnell Cowart	3	0	29	9.7	1	8	.125	0	0	.000	3	4	.750	6	6	12	4.0	7	0	1	1	1	0	5	1.7
13 Devin Gilmore	2	0	4	2.0	0	0	.000	0	0	.000	0	0	.000	0	1	1	0.5	0	0	0	0	0	0	0	0.0
25 Jalen Johnson	2	0	4	2.0	0	1	.000	0	1	.000	0	0	.000	0	2	2	1.0	1	0	0	0	0	0	0	0.0
TM TEAM.....														1	2	3	1.0	1		1				0	
Total.....	3				84	181	.464	24	69	.348	24	30	.800	29	73	102	34.0	57	2	44	42	13	28	216	72.0
Opponents.....	3				55	155	.355	10	45	.222	52	71	.732	40	71	111	37.0	36	-	21	61	18	17	172	57.3



2018-19 MSU-OPPONENT COMPARISON

Opp	1st	2nd	Score	Mar	Total FG	FG Pct	3-Pointers	3PT Pct	Free Throws	FT Pct	Reb	Mar	Assist	TOver	Block	Steal	Fouls
WSU	35/29	38/25	73-54	+19	27-50/21-55	.540/.382	10-22/3-18	.455/.167	9-14/9-17	.643/.529	41/25	+16	17/7	21/12	5/0	2/7	20/15
SU	62/13	44/23	106-36	+70	43-65/13-51	.662/.255	8-19/3-16	.421/.188	12-17/7-9	.706/.778	44/20	+24	32/5	10/20	9/0	13/1	14/11
MOST	35/25	42/41	77-66	+11	25-55/24-56	.455/.429	9-27/1-16	.333/.063	18-22/17-28	.818/.607	36/34	+2	18/11	15/16	5/5	8/5	21/19
UA	29/39	43/39	72-78	(6)	29-64/25-56	.453/.446	5-18/5-18	.278/.278	9-12/23-30	.750/.767	32/40	(8)	10/12	18/21	5/10	7/7	22/16
PVAM	38/36	45/31	83-67	+16	25-57/21-59	.439/.356	6-29/6-17	.207/.353	27-37/19-22	.730/.864	43/35	+8	17/7	10/10	7/3	5/3	22/25
MTSU	35/19	29/23	64-42	+22	24-53/14-48	.453/.292	8-25/2-13	.320/.154	8-11/12-15	.727/.800	32/36	(4)	14/3	13/24	5/1	11/4	15/15
SIU	49/18	31/34	80-52	+28	31-64/16-51	.484/.314	11-26/3-14	.423/.214	7-7/17-26	1.000/.654	38/35	+3	20/6	11/16	3/7	10/6	20/5
JSU	34/24	40/33	74-57	+17	23-55/20-63	.418/.317	7-20/4-20	.350/.200	21-27/13-21	.778/.619	39/42	(3)	17/6	13/15	8/4	8/5	17/22
UE	35/28	31/36	66-64	+2	23-59/23-53	.390/.434	6-21/6-21	.286/.286	14-21/12-16	.667/.750	34/38	(4)	12/14	8/14	8/4	4/5	16/18

Note: Game totals are displayed in the format TEAM/OPPONENT for each category

2018-19 MSU GAME BY GAME

Opp	Date	Score	FG	FGA	Pct	3FG	FGA	Pct	FT	FTA	Pct	Off	Def	Tot	Avg	PF	A	TO	Blk	Stl	Pts	Avg
WSU	11-10-18	73-54	27	50	.540	10	22	.455	9	14	.643	12	29	41	41.0	20	17	21	5	2	73	73.0
SU	11-16-18	106-36	43	65	.662	8	19	.421	12	17	.706	11	33	44	42.5	14	32	10	9	13	106	89.5
MOST	11-24-18	77-66	25	55	.455	9	27	.333	18	22	.818	9	27	36	40.3	21	18	15	5	8	77	85.3
UA	11-26-18	72-78	29	64	.453	5	18	.278	9	12	.750	12	20	32	38.2	22	10	18	5	7	72	82.0
PVAM	12-01-18	83-67	25	57	.439	6	29	.207	27	37	.730	14	29	43	39.2	22	17	10	7	5	83	82.2
MTSU	12-08-18	64-42	24	53	.453	8	25	.320	8	11	.727	6	26	32	38.0	15	14	13	5	11	64	79.2
SIU	12-12-18	80-52	31	64	.484	11	26	.423	7	7	1.000	11	27	38	38.0	20	20	11	3	10	80	79.3
JSU	12-15-18	74-57	23	55	.418	7	20	.350	21	27	.778	8	31	39	38.1	17	17	13	8	8	74	78.6
UE	12-18-18	66-64	23	59	.390	6	21	.286	14	21	.667	12	22	34	37.7	16	12	8	8	4	66	77.2
Murray St.		695	250	522	.479	70	207	.338	125	168	.744	95	244	339	37.7	167	157	119	55	68	695	77.2
Opponents		516	177	492	.360	33	153	.216	129	184	.701	104	201	305	33.9	146	71	148	34	43	516	57.3

Games played: 9
Points/game: 77.2
FG Pct: 47.9
3FG Pct: 33.8
FT Pct: 74.4

Rebounds/game: 37.7
Assists/game: 17.4
Turnovers/game: 13.2
Assist/turnover ratio: 1.3
Steals/game: 7.6
Blocks/game: 6.1



2018-19 MURRAY STATE MEN'S BASKETBALL

GoRacers.com / @MSURacers / @RacersHoops



2018-19 OPPONENTS GAME BY GAME

Opp	Date	Score	FG	FGA	Pct	3FG	FGA	Pct	FT	FTA	Pct	Off	Def	Tot	Avg	PF	A	TO	Blk	Stl	Pts	Avg
WSU	11-10-18	73-54	21	55	.382	3	18	.167	9	17	.529	9	16	25	25.0	15	7	12	0	7	54	54.0
SU	11-16-18	106-36	13	51	.255	3	16	.188	7	9	.778	6	14	20	22.5	11	5	20	0	1	36	45.0
MOST	11-24-18	77-66	24	56	.429	1	16	.063	17	28	.607	12	22	34	26.3	19	11	16	5	5	66	52.0
UA	11-26-18	72-78	25	56	.446	5	18	.278	23	30	.767	15	25	40	29.8	16	12	21	10	7	78	58.5
PVAM	12-01-18	83-67	21	59	.356	6	17	.353	19	22	.864	11	24	35	30.8	25	7	10	3	3	67	60.2
MTSU	12-08-18	64-42	14	48	.292	2	13	.154	12	15	.800	12	24	36	31.7	15	3	24	1	4	42	57.2
SIU	12-12-18	80-52	16	51	.314	3	14	.214	17	26	.654	13	22	35	32.1	5	6	16	7	6	52	56.4
JSU	12-15-18	74-57	20	63	.317	4	20	.200	13	21	.619	16	26	42	33.4	22	6	15	4	5	57	56.5
UE	12-18-18	66-64	23	53	.434	6	21	.286	12	16	.750	10	28	38	33.9	18	14	14	4	5	64	57.3
Opponents	516		177	492	.360	33	153	.216	129	184	.701	104	201	305	33.9	146	71	148	34	43	516	57.3
Murray St.	695		250	522	.479	70	207	.338	125	168	.744	95	244	339	37.7	167	157	119	55	68	695	77.2

Games played: 9
Points/game: 57.3
FG Pct: 36.0
3FG Pct: 21.6
FT Pct: 70.1

Rebounds/game: 33.9
Assists/game: 7.9
Turnovers/game: 16.4
Assist/turnover ratio: 0.5
Steals/game: 4.8
Blocks/game: 3.8



2018-19 MSU OVC & NCAA RANKINGS

NCAA Statistics

Murray St. - 2018-19 Men's Basketball Ranking Summary thru games 12/18/2018

Statistic	National Conference		Value	National Leader	Value	Conference Leader	
	Rank	Rank				Value	Value
3-pt Field Goal Attempts (351 ranked)	268	10	207	Savannah St.	540	207	329
Assist Turnover Ratio (351 ranked)	49	3	1.32	Virginia	1.81	1.32	1.62
Assists Per Game (351 ranked)	27	2	17.4	TCU	21.2	17.4	20.9
Blocked Shots Per Game (351 ranked)	9	1	6.1	Duke	8.1	6.1	6.1
Defensive Rebounds per Game (350 ranked)	102	4	27.11	Oklahoma	32.64	27.11	32.44
Fewest Fouls (351 ranked)	56	4	167	Idaho St.	123	167	143
Fewest Turnovers (351 ranked)	43	4	119	Virginia	75	119	100
Field-Goal Percentage (351 ranked)	60	2	47.9	Northern Ill.	52.6	47.9	48.8
Field-Goal Percentage Defense (351 ranked)	3	1	36.0	Texas Tech	32.2	36.0	36.0
Free Throw Attempts (351 ranked)	310	10	168	Iowa	333	168	251
Free Throws Made (350 ranked)	273	9	125	Iowa	252	125	172
						Eastern Ky.	172
Free-Throw Percentage (351 ranked)	48	1	74.4	Hofstra	81.0	74.4	74.4
Offensive Rebounds Per Game (351 ranked)	168	9	10.56	Portland St.	20.50	10.56	13.55
Personal Fouls Per Game (351 ranked)	189	7	18.6	Furman	13.3	18.6	15.9
Rebound Margin (351 ranked)	108	3	3.8	North Carolina	14.1	3.8	6.1
Scoring Defense (351 ranked)	5	1	57.3	Texas Tech	51.2	57.3	57.3
Scoring Margin (351 ranked)	10	1	19.9	Duke	29.4	19.9	19.9
Scoring Offense (351 ranked)	113	5	77.2	The Citadel	99.5	77.2	90.6
Steals Per Game (351 ranked)	86	8	7.6	FIU	11.9	7.6	10.2
Three Pt FG Defense (351 ranked)	1	1	21.6	Murray St.	21.6	21.6	21.6
Three-Point Field Goals Per Game (350 ranked)	180	8	7.8	The Citadel	14.1	7.8	10.3
Three-Point Field-Goal Percentage (351 ranked)	198	6	33.8	Indiana St.	44.5	33.8	38.5
Total 3-point FGM (351 ranked)	266	9	70	The Citadel	155	70	114
Total Assists (351 ranked)	135	4	157	Gonzaga	232	135	188
Total Blocks (351 ranked)	26	2	55	Duke	89	26	58
Total Rebounds (351 ranked)	289	10	339	South Dakota St.	557	289	462
Total Rebounds Per Game (351 ranked)	124	7	37.67	Portland St.	47.10	37.67	43.78
Total Steals (351 ranked)	192	10	68	FIU	131	68	112
Turnover Margin (342 ranked)	52	5	3.3	Auburn	7.6	3.3	4.3
Turnovers Forced (351 ranked)	41	5	16.56	FIU	22.55	16.56	18.64
Turnovers Per Game (351 ranked)	158	6	13.2	Saint Joseph's	8.3	13.2	12.2
Won-Lost Percentage (348 ranked)	23	1	88.9	9 teams tied	100.0	88.9	88.9
						Murray St.	88.9



2018-19 MSU OVC & NCAA RANKINGS

Statistic	Player	National Rank	Conference Rank	Value	National Leader	Value	Conference Leader	Value
3-pt Field Goal Attempts (243 ranked)	Tevin Brown	166	4	67	Jordan Lyons, Furman	141	Ledarius Brewer, Southeast Mo. St.	82
Assist Turnover Ratio (250 ranked)	Ja Morant	155	3	1.95	Jalen Harris, Arkansas	7.56	Delfinco Bogan, UT Martin	3.33
Assists Per Game (245 ranked)	Ja Morant	1	1	9.6	Ja Morant, Murray St.	9.6	Ja Morant, Murray St.	9.6
Blocked Shots Per Game (231 ranked)	Brion Sanchious	160	5	1.22	Kylor Kelley, Oregon St.	4.00	Nick Muszynski, Belmont	2.67
Defensive Rebounds per Game (248 ranked)	Ja Morant	177	9	5.22	Jordan Murphy, Minnesota	9.27	Dylan Windler, Belmont	6.56
Double Doubles (135 ranked)	Ja Morant	9	1	6	Mike Daum, South Dakota St. Ethan Happ, Wisconsin Demajeo Wiggins, Bowling Green	9 9 9	Ja Morant, Murray St.	6
Field-Goal Percentage (246 ranked)	Ja Morant	118	4	52.5	Tristan Clark, Baylor	79.2	Micaiah Henry, Tennessee Tech	70.6
Free Throw Attempts (240 ranked)	Ja Morant	137	2	58	Brian Beard Jr., FIU Colbey Ross, Pepperdine	104 104	Nick Mayo, Eastern Ky.	90
Free Throws Made (236 ranked)	Ja Morant	111	3	45	Mike Daum, South Dakota St. Colbey Ross, Pepperdine	83 83	Nick Mayo, Eastern Ky.	80
Free-Throw Percentage (250 ranked)	Shaq Buchanan	74	3	85.7	Lindy Waters, III, Oklahoma St.	96.8	Zach Glotta, Austin Peay	96.3
Minutes Per Game (250 ranked)	Ja Morant	66	1	34:56	Darnell Edge, Fairleigh Dickinson	39:56	Ja Morant, Murray St.	34:56
Offensive Rebounds Per Game (244 ranked)					Cyril Langevine, Rhode Island	4.75	Terry Taylor, Austin Peay	4.00
Points Per Game (248 ranked)	Ja Morant	18	2	22.8	Chris Clemons, Campbell	30.0	Nick Mayo, Eastern Ky.	24.5
Rebounds Per Game (248 ranked)	Ja Morant	225	9	6.9	Jordan Murphy, Minnesota	12.6	Terry Taylor, Austin Peay	9.3
Steals Per Game (236 ranked)	Shaq Buchanan Ja Morant	26 94	1 7	2.33 1.89	Brian Beard Jr., FIU	3.45	Shaq Buchanan, Murray St.	2.33
Three-Point Field Goals Per Game (248 ranked)	Tevin Brown	48	1	3.11	Antoine Davis, Detroit Mercy	5.18	Tevin Brown, Murray St.	3.11
Three-Point Field-Goal Percentage (152 ranked)	Tevin Brown	74	2	41.8	Brendan Barry, Dartmouth	55.8	Zach Glotta, Austin Peay	49.2
Total 3-point FGM (225 ranked)	Tevin Brown	119	3	28	Antoine Davis, Detroit Mercy	57	Corey Tillery, Tennessee Tech	30
Total Assists (234 ranked)	Ja Morant	3	1	86	Josh Perkins, Gonzaga	96	Ja Morant, Murray St.	86
Total Blocks (221 ranked)	Brion Sanchious	221	7	11	Brandon Gilbeck, Western Ill.	45	Nick Muszynski, Belmont	24
Total Field Goal Attempts (245 ranked)	Ja Morant	134	3	141	Antoine Davis, Detroit Mercy	254	Nick Mayo, Eastern Ky.	182
Total Field Goals Made (247 ranked)	Ja Morant	67	2	74	Yoeli Childs, BYU	120	Nick Mayo, Eastern Ky.	84
Total Minutes (250 ranked)					Skyler Flatten, South Dakota St.	512:18	Nick Mayo, Eastern Ky.	354:43
Total Points (249 ranked)	Ja Morant	78	2	205	Mike Daum, South Dakota St.	346	Nick Mayo, Eastern Ky.	269
Total Rebounds (245 ranked)					Mike Daum, South Dakota St.	149	Nick Mayo, Eastern Ky.	98
Total Steals (216 ranked)	Shaq Buchanan Ja Morant	67 165	4 7	21 17	Brian Beard Jr., FIU	38	A.J. Hicks, Morehead St.	25
Triple Doubles (1 ranked)	Ja Morant	1	1	1	15 players tied	1	Ja Morant, Murray St.	1



Official Basketball Box Score -- Game Totals -- Final Statistics
 Evansville vs Murray St.
 12/18/18 7:00 pm at

Evansville 64 • 5-6

#	Player	f/g	Total		3-Ptr		Rebounds			PF	TP	A	TO	Blk	Stl	Min
			FG-FGA	FG-FGA	FT-FTA	Off	Def	Tot								
10	Evan Kuhlman	f	1-3	0-1	0-0	0	0	0	1	2	0	0	0	0	8	
35	John Hall	f	4-7	2-2	2-2	1	3	4	3	12	1	4	1	0	30	
01	Marty Hill	g	4-8	1-4	1-1	0	4	4	2	10	3	1	0	2	26	
21	Shea Feehan	g	1-6	0-4	0-0	0	2	2	2	2	2	0	0	0	25	
33	K.J. Riley	g	4-9	1-4	4-5	1	10	11	2	13	3	3	0	1	37	
03	Jawaun Newton		1-5	1-3	2-2	1	1	2	3	5	1	0	1	1	14	
04	Devan Straub		0-0	0-0	0-0	0	0	0	0	0	1	0	0	0	4	
05	Shamar Givance		1-4	0-0	1-2	2	2	4	2	3	3	2	0	0	20	
14	Dainius Chatkevicius		4-6	0-0	1-2	1	4	5	2	9	0	1	2	0	18	
30	Noah Frederking		3-5	1-3	1-2	0	2	2	1	8	0	2	0	1	18	
Team						4	0	4				1				
Totals			23-53	6-21	12-16	10	28	38	18	64	14	14	4	5	200	

FG % 1st Half:	10-25	40.0%	2nd half:	13-28	46.4%	Game:	23-53	43.4%	Deadball
3FG % 1st Half:	4-11	36.4%	2nd half:	2-10	20.0%	Game:	6-21	28.6%	Rebounds
FT % 1st Half:	4-4	100.0%	2nd half:	8-12	66.7%	Game:	12-16	75.0%	2

Murray St. 66 • 8-1

#	Player	f/g	Total		3-Ptr		Rebounds			PF	TP	A	TO	Blk	Stl	Min
			FG-FGA	FG-FGA	FT-FTA	Off	Def	Tot								
00	Mike Davis	f	2-4	1-2	0-0	1	3	4	4	5	0	0	1	0	20	
04	Brion Sanchious	f	0-1	0-0	0-0	0	1	1	4	0	0	4	1	1	27	
10	Tevin Brown	g	3-8	2-6	0-0	0	2	2	1	8	2	1	2	1	39	
11	Shaq Buchanan	g	3-12	1-6	3-4	2	6	8	3	10	0	0	0	1	36	
12	Ja Morant	g	10-25	0-4	7-11	3	5	8	2	27	10	3	2	1	40	
14	Jaiveon Eaves		1-1	1-1	0-0	0	0	0	0	3	0	0	0	0	7	
22	Brion Whitley		1-2	1-2	0-2	0	0	0	0	3	0	0	0	0	9	
23	KJ Williams		2-4	0-0	2-2	1	3	4	0	6	0	0	0	0	15	
32	Darnell Cowart		1-2	0-0	2-2	3	2	5	2	4	0	0	2	0	7	
Team						2	0	2								
Totals			23-59	6-21	14-21	12	22	34	16	66	12	8	8	4	200	

FG % 1st Half:	14-34	41.2%	2nd half:	9-25	36.0%	Game:	23-59	39.0%	Deadball
3FG % 1st Half:	5-14	35.7%	2nd half:	1-7	14.3%	Game:	6-21	28.6%	Rebounds
FT % 1st Half:	2-2	100.0%	2nd half:	12-19	63.2%	Game:	14-21	66.7%	3

Officials: Bobby Daw, Tyler Kumpf, Jeb Hartness
 Technical fouls: Evansville-None. Murray St.-None.

Attendance: 4099

2018-19 Men's Basketball. Round: 0. Evansville vs Murray St.. Played at .

Score by periods	1st	2nd	Total
Evansville	28	36	64
Murray St.	35	31	66



Official Basketball Box Score -- Game Totals -- Final Statistics
Auburn vs Murray St.
12/19/17 7:00 p.m. at Murray, Ky. (CFSB Center)



Auburn 81 • 10-1

##	Player	f	Total			3-Ptr			Rebounds			PF	TP	A	TO	Blk	Stl	Min
			FG-FGA	FG-FGA	FT-FTA	FG-FGA	FG-FGA	FT-FTA	Off	Def	Tot							
13	MURRAY, Desean	f	7-14	1-3	3-4	5	4	9	1	18	3	3	2	0			28	
24	MCLEMORE, Anfernee	f	2-5	0-1	0-0	2	3	5	3	4	1	0	1	1			21	
01	HARPER, Jared	g	4-9	4-6	5-5	1	5	6	1	17	4	3	0	0			33	
02	BROWN, Bryce	g	5-13	3-9	2-3	0	0	0	3	15	2	0	1	0			35	
05	HERON, Mustapha	g	5-12	1-3	5-5	1	7	8	3	16	1	2	0	1			29	
00	SPENCER, Horace		0-1	0-0	0-0	0	4	4	3	0	0	0	2	0			7	
04	OKEKE, Chuma		1-7	0-2	0-0	2	4	6	3	2	0	1	1	0			20	
10	MITCHELL, Davion		0-0	0-0	0-0	0	0	0	2	0	0	1	0	1			13	
14	DUNBAR, Malik		3-3	3-3	0-0	0	1	1	1	9	0	2	3	0			14	
Team						2	0	2										
Totals			27-64	12-27	15-17	13	28	41	20	81	11	12	10	3			200	

FG % 1st Half: 13-36 36.1% 2nd half: 14-28 50.0% Game: 27-64 42.2%
 3FG % 1st Half: 7-17 41.2% 2nd half: 5-10 50.0% Game: 12-27 44.4%
 FT % 1st Half: 9-10 90.0% 2nd half: 6-7 85.7% Game: 15-17 88.2%

Deadball
Rebounds
0

Murray St. 77 • 7-3

##	Player	f	Total			3-Ptr			Rebounds			PF	TP	A	TO	Blk	Stl	Min
			FG-FGA	FG-FGA	FT-FTA	FG-FGA	FG-FGA	FT-FTA	Off	Def	Tot							
00	MILLER, JR., Terrell	f	9-20	4-9	2-5	3	12	15	2	24	1	1	0	0			37	
40	DUPREE, Jalen	f	4-5	0-0	2-3	3	2	5	2	10	0	1	2	0			28	
02	STARK, Jonathan	g	7-19	5-11	2-2	2	3	5	5	21	5	4	1	5			38	
11	BUCHANAN, Shaq	g	3-10	0-2	4-4	6	2	8	3	10	1	1	1	0			31	
12	MORANT, Ja	g	2-10	0-2	5-7	2	5	7	0	9	5	1	0	1			37	
04	SANCHIOUS, Brion		0-2	0-0	0-0	0	0	0	1	0	0	1	0	0			6	
24	SMITH, Anthony		0-1	0-0	0-0	2	1	3	1	0	0	0	1	0			9	
25	HAWKINS, Byron		1-2	0-0	1-2	0	1	1	2	3	1	2	0	0			14	
Team						1	0	1										
Totals			26-69	9-24	16-23	19	26	45	16	77	13	11	5	6			200	

FG % 1st Half: 13-35 37.1% 2nd half: 13-34 38.2% Game: 26-69 37.7%
 3FG % 1st Half: 3-10 30.0% 2nd half: 6-14 42.9% Game: 9-24 37.5%
 FT % 1st Half: 7-11 63.6% 2nd half: 9-12 75.0% Game: 16-23 69.6%

Deadball
Rebounds
3

Officials: Alfred Smith, Bart Lenox, Will Howard

Technical fouls: Auburn-None. Murray St.-None.

Attendance: 6478

#00 Horace Spencer received a Flagrant 2 (ejection) with 3:09 remaining in 1H

Score by periods	1st	2nd	Total
Auburn	42	39	81
Murray St.	36	41	77