



# 2018-19 AUBURN MEN'S BASKETBALL

## SCHEDULE/RESULTS

DATE	OPPONENT	TIME/RESULT
Nov. 6	South Alabama (SECN)	W, 101-58
Nov. 9	#25 Washington (SECN)	W, 88-66
Nov. 14	Mississippi College (SEC+)	W, 103-52
Nov. 19	! vs. Xavier (ESPN2)	W, 88-79 (OT)
Nov. 20	! vs. #1 Duke (ESPN)	L, 78-72
Nov. 21	! vs. Arizona (ESPN2)	W, 73-57
Nov. 28	Saint Peter's (SEC+)	W, 99-49
Dec. 4	UNC Asheville (SECN)	W, 67-41
Dec. 8	Dayton (SECN)	W, 82-72
Dec. 15	@ at UAB (CBSSN)	W, 75-71 (OT)
Dec. 19	at NC State (ESPN2)	L, 78-71
Dec. 22	Murray State (SECN)	3:30 pm
Dec. 29	North Florida (SEC+)	4:00 pm
Jan. 9	* at Ole Miss (ESPN2/U)	6:00 pm
Jan. 12	* Georgia (ESPN2/U)	3:00 pm
Jan. 16	* at Texas A&M (ESPN2/U)	6:00 pm
Jan. 19	* Kentucky (ESPN/2)	3/5:00 pm
Jan. 22	* at South Carolina (SECN)	5:30 pm
Jan. 26	* at Mississippi State (SECN)	7:30 pm
Jan. 30	* Missouri (SECN)	7:30 pm
Feb. 2	* Alabama (ESPN2/U)	7:00 pm
Feb. 5	* Florida (ESPN2/U)	8:00 pm
Feb. 9	* at LSU (ESPN2/U)	1:00 pm
Feb. 13	* Ole Miss (SECN)	7:30 pm
Feb. 16	* at Vanderbilt (ESPN2/U)	11:00 am
Feb. 20	* Arkansas (SECN)	7:30 pm
Feb. 23	* at Kentucky (CBS)	12:30 pm
Feb. 27	* at Georgia (ESPN2/U)	8:00 pm
Mar. 2	* Mississippi State (ESPN2/U)	3:00 pm
Mar. 5	* at Alabama (ESPN2/U/SECN)	8:00 pm
Mar. 8	* Tennessee (ESPN/2)	11:00 am

All times Central

! - Maui Invitational (Maui, Hawaii)

@ - Mike Slive Invitational (Birmingham, Ala./Legacy Arena)

## MATCHUP



**#7/7 Auburn Tigers (9-2, 0-0 SEC)**

Head Coach: Bruce Pearl, 24th season (541-209), 5th season at AU (79-64)

VS



**Murray State Racers (8-1, 0-0 OVC)**

Head Coach: Matt McMahon, 4th season (67-38), 4th season at MS (67-38)

Date / Time \_\_\_\_\_ Dec. 22, 2018 / 3:30 pm CT  
 Site / Venue \_\_\_\_\_ Auburn, Ala. / Auburn Arena (9,121)  
 TV \_\_\_\_\_ SEC Network  
 Pxp \_\_\_\_\_ Roy Philpott  
 Analyst \_\_\_\_\_ Sean Harrington  
 Radio \_\_\_\_\_ AU Sports Network / 93.9 Tiger FM / TuneIn  
 Pxp \_\_\_\_\_ Rod Bramblett  
 Analyst \_\_\_\_\_ Sonny Smith

### Series History

Overall	Auburn leads 4-1
In Auburn	Auburn leads 2-0
In Murray	Auburn leads 1-0
Neutral Site	Tied 1-1
Last Meeting	AU, 81-77 (12/19/17)
Streak	Auburn W2

» Auburn moved up one spot to No. 7 in this week's AP poll after being ranked eighth the past four weeks. It is the Tigers' sixth straight week in the top 10. The No. 7 ranking is Auburn's highest since the Tigers were ranked seventh on Jan. 24, 2000.

» Auburn has been in the AP Top 25 for 17 consecutive weeks, tied as the second-longest streak in program history (1958-59). The streak is currently the eighth-longest in the country.

» The Tigers' record for most consecutive weeks ranked is 30 (1999-2000).

» Auburn is off to a 9-2 or better start for the third straight season. Prior to the 2016-17 season, the Tigers only had one such start in the past 12 years.

» Auburn is looking to win 10 games before Christmas for the sixth time in program history (1995, 1998, 1999, 2016, 2017) and the third straight season for the first time ever.

» Auburn is the 15th-most efficient offensive team in the country with an average of 114.4 points per 100 possessions, according to KenPom. In addition, the Tigers are also the 15th-most efficient defensive team in the nation. Auburn allows just 92.5 points per 100 possessions. The Tigers tout the 13th-highest adjusted efficiency margin at +21.89.

» After being one of the youngest teams in the NCAA last year with one senior, Auburn boasts 13 upperclassmen and has 4,182 career points returning for the 2018-19 season - eighth-highest in the country.

» Auburn is one of just seven programs without a scholarship freshman on its roster, joining Alcorn State, Bethune-Cookman, Louisville, South Alabama, Tulsa and UT Martin.

## PROBABLE AUBURN STARTERS





Pos.	No.	Name	Ht.	Wt.	Cl.	Hometown (Last School)	PPG	RPG	APG	Blk	Stl	FG%	FT%
G	1	Jared Harper	5-11	175	Jr.	Mableton, Ga. (Pebblebrook HS)	15.7	3.3	6.3	0	11	.390	.923
G	2	Bryce Brown	6-3	198	Sr.	Stone Mountain, Ga. (Tucker HS)	15.5	2.5	2.3	2	12	.420	.750
F	5	Chuma Okeke	6-8	230	So.	Atlanta, Ga. (Westlake HS)	10.0	6.6	2.5	15	16	.519	.722
F	10	Samir Doughty	6-4	195	Jr.	Philadelphia, Pa. (VCU)	8.0	4.4	2.4	0	19	.478	.929
F	24	Anfernee McLemore	6-7	220	Jr.	Warwick, Ga. (Worth County)	6.3	4.5	0.2	19	11	.422	.529
F	0	Horace Spencer	6-8	225	Sr.	Philadelphia, Pa. (Findlay Prep)	4.3	5.1	0.5	5	7	.422	.500
F	3	Danjel Purifoy	6-7	230	Jr.	Centreville, Ala. (Hargrave Military Academy)	1.0	1.5	0.0	0	1	.333	.000
G/F	4	Malik Dunbar	6-6	230	Sr.	North Augusta, S.C. (Col. of Central Florida)	8.7	3.9	0.6	3	12	.493	.600
G	12	J'Von McCormick	6-0	175	Jr.	New Orleans, La. (Lee College)	3.6	1.0	1.4	0	9	.625	.375
C	50	Austin Wiley	6-11	260	Jr.	Hoover, Ala. (Calusa Prep)	11.3	5.2	0.1	23	3	.632	.600

## PROBABLE MURRAY STATE STARTERS

Pos.	No.	Name	Ht.	Wt.	Cl.	Hometown (Last School)	PPG	RPG	APG	Blk	Stl	FG%	FT%
F	0	Mike Davis	6-7	210	Jr.	East Brewton, Ala. (Coastal Alabama North CC)	5.2	4.4	0.3	4	6	.462	.571
F	4	Brion Sanchious	6-8	245	Sr.	Pompano Beach, Fla. (Northeast HS)	2.8	4.9	0.8	11	4	.409	.700
G	10	Tevin Brown	6-5	180	Fr.	Fairhope, Ala. (Fairhope HS)	11.4	3.9	1.8	7	12	.450	.750
G	11	Shaq Buchanan	6-3	190	Sr.	Madison, Miss. (Northeast Mississippi JC)	12.2	4.6	2.0	8	21	.419	.857
G	12	Ja Morant	6-3	175	So.	Dalzell, S.C. (Crestwood HS)	22.8	6.9	9.6	5	17	.525	.776
G	14	Jaiveon Eaves	6-2	195	Jr.	Madisonville, Ky. (John A Logan College)	3.2	0.8	0.6	2	2	.400	1.000
G	22	Brion Whitley	6-4	200	So.	Sarasota, Fla. (Riverview HS)	3.7	0.3	0.4	0	3	.414	.500
F	23	KJ Williams	6-9	240	Fr.	Cleveland, Miss. (Cleveland Central HS)	5.8	2.1	0.4	4	0	.462	.571
F	32	Darnell Cowart	6-8	295	Jr.	Chicago, Ill. (Cowley County CC)	4.6	3.9	0.4	5	1	.464	.682

**MEDIA SPOT CHART**

(probable starters in orange)

	<b>0</b>	<b>HORACE SPENCER</b>	SR » F » 6-8 » 225 » Philadelphia, Pa. » Findlay Prep	<ul style="list-style-type: none"> <li>• 10 offensive reb vs. Miss. College (1 shy of Auburn record)</li> <li>• T-5th with 141 career blocks (Chris Morris); Charles Barkley had 145</li> <li>• <b>LAST GAME:</b> 4 pts, 5 reb, 2-3 FG in 7 min at NC State</li> </ul>	<b>Career-Highs</b> Pts _____ 14 Reb _____ 17 Ast _____ 3 Blk _____ 7 Min _____ 29
	<b>1</b>	<b>JARED HARPER</b>	JR » G » 5-11 » 175 » Mableton, Ga. » Pebblebrook HS	<ul style="list-style-type: none"> <li>• 13 pts away from becoming 38th 1,000-pt scorer in Auburn history</li> <li>• Team has scored 166 points off assists from Harper</li> <li>• <b>LAST GAME:</b> 11 pts, 5 ast, 4 reb in 37 min at NC State</li> </ul>	<b>Career-Highs</b> Pts _____ 31 Reb _____ 6 (3x) Ast _____ 14 Stl _____ 4 (3x) Min _____ 43
	<b>2</b>	<b>BRYCE BROWN</b>	SR » G » 6-3 » 198 » Stone Mountain, Ga. » Tucker HS	<ul style="list-style-type: none"> <li>• Broke Auburn record for 3s vs. AZ; has 274, Wesley Person had 262</li> <li>• Holding defensive matchup to 31% FG (38-122), 81 TO, 23 AST</li> <li>• <b>LAST GAME:</b> 3 pts, 3 reb, 2 stl in 26 min at NC State</li> </ul>	<b>Career-Highs</b> Pts _____ 34 Reb _____ 6 Ast _____ 5 (5x) Stl _____ 3 (6x) Min _____ 43
	<b>3</b>	<b>DANJEL PURIFOY</b>	JR » F » 6-7 » 230 » Centreville, Ala. » Hargrave Military Academy	<ul style="list-style-type: none"> <li>• Saw first action since March 8, 2017 (647 days) at UAB</li> <li>• Led team with 88% shooting from the foul line in 2016-17</li> <li>• <b>LAST GAME:</b> 2 reb in 8 min at NC State</li> </ul>	<b>Career-Highs</b> Pts _____ 27 (2x) Reb _____ 15 Ast _____ 9 Stl _____ 3 (6x) Min _____ 39
	<b>4</b>	<b>MALIK DUNBAR</b>	SR » G/F » 6-6 » 230 » North Augusta, S.C. » Col. of Central Florida	<ul style="list-style-type: none"> <li>• 8.8 ppg, 4.1 rpg, 48% FG in games won this year</li> <li>• Team is 7-1 when he scores in double figures in his career</li> <li>• <b>LAST GAME:</b> 12 pts, 4 reb, 1 stl, 5-8 FG in 20 min at NC State</li> </ul>	<b>Career-Highs</b> Pts _____ 16 Reb _____ 8 Ast _____ 2 (2x) Stl _____ 5 Min _____ 26
	<b>5</b>	<b>CHUMA OKEKE</b>	SO » F » 6-8 » 230 » Atlanta, Ga. » Westlake HS	<ul style="list-style-type: none"> <li>• 10.8 ppg, 6.8 rpg, 57% FG, 44% 3-pt in games won this season</li> <li>• Team is 4-0 when he makes 3+ 3s in a game in his career</li> <li>• <b>LAST GAME:</b> 7 pts, 6 reb, 3 stl, 2 ast in 32 min at NC State</li> </ul>	<b>Career-Highs</b> Pts _____ 20 Reb _____ 10 (5x) Ast _____ 5 (2x) Blk _____ 3 (2x) Min _____ 34 (2x)
	<b>10</b>	<b>SAMIR DOUGHTY</b>	JR » G » 6-4 » 195 » Philadelphia, Pa. » VCU	<ul style="list-style-type: none"> <li>• 48% FG, 5.8 rpg, 3.4 apg in last 5 games</li> <li>• Team-high 19 steals in 11 games of season</li> <li>• <b>LAST GAME:</b> 7 pts, 2 ast, 1 reb, 1 stl, 3-6 FG in 20 min at NC State</li> </ul>	<b>Career-Highs</b> Pts _____ 23 Reb _____ 10 Ast _____ 10 Stl _____ 4 (2x) Min _____ 34 (2x)
	<b>12</b>	<b>J'VON MCCORMICK</b>	JR » G » 6-0 » 175 » New Orleans, La. » Lee College	<ul style="list-style-type: none"> <li>• Career-highs in pts (14), ast (3) and stl (3) at NC State</li> <li>• Known as quick floor general with ability to take it to the rack</li> <li>• <b>LAST GAME:</b> 14 pts, 3 ast, 3 stl, 2 reb, 6-7 FG in 17 min at NC State</li> </ul>	<b>Career-Highs</b> Pts _____ 14 Reb _____ 4 Ast _____ 3 Stl _____ 3 (2x) Min _____ 22
	<b>20</b>	<b>MYLES PARKER</b>	FR » F » 6-8 » 200 » Madison, Ala. » Madison Academy	<ul style="list-style-type: none"> <li>• Made first appearance in Auburn uniform vs. South Alabama</li> <li>• Lengthy forward with potential to contribute early in career</li> <li>• <b>LAST GAME:</b> DNP at NC State</li> </ul>	<b>Career-Highs</b> Pts _____ 2 Reb _____ 0 Ast _____ 0 Stl _____ 1 Min _____ 6
	<b>22</b>	<b>WILL MACOY</b>	JR » G » 6-4 » 200 » Birmingham, Ala. » Vestavia Hills HS	<ul style="list-style-type: none"> <li>• Walk-on with loads of athleticism, primarily practice squad player</li> <li>• Played in 19 career games</li> <li>• <b>LAST GAME:</b> DNP at NC State</li> </ul>	<b>Career-Highs</b> Pts _____ 8 Reb _____ 1 (3x) Ast _____ 0 Stl _____ 1 (2x) Min _____ 5
	<b>24</b>	<b>ANFERNEE MCLEMORE</b>	JR » F » 6-7 » 220 » Warwick, Ga. » Worth County HS	<ul style="list-style-type: none"> <li>• Returned to court for first time since season-ending injury Feb. 17</li> <li>• 7th on career block list with 129; 6th has 133 blk (Pat Burke)</li> <li>• <b>LAST GAME:</b> 13 min at NC State</li> </ul>	<b>Career-Highs</b> Pts _____ 19 (3x) Reb _____ 13 Ast _____ 2 (3x) Blk _____ 6 Min _____ 30
	<b>41</b>	<b>COLE BLACKSTOCK</b>	SR » F » 6-9 » 260 » Killen, Ala. » Brooks HS	<ul style="list-style-type: none"> <li>• Walk-on who primarily competes as practice squad player</li> <li>• Appeared in 26 career games</li> <li>• <b>LAST GAME:</b> DNP at NC State</li> </ul>	<b>Career-Highs</b> Pts _____ 3 Reb _____ 2 (3x) Ast _____ 0 Blk _____ 1 (2x) Min _____ 5
	<b>50</b>	<b>AUSTIN WILEY</b>	JR » C » 6-11 » 260 » Hoover, Ala. » Calusa Prep	<ul style="list-style-type: none"> <li>• 11.4 ppg, 6.6 rpg, 3.6 bpg in last 5 games</li> <li>• Team is 3-1 in his career when he has 8+ FT att.</li> <li>• <b>LAST GAME:</b> 13 pts, 6 reb, 2 blk, 5-6 FG in 20 min at NC State</li> </ul>	<b>Career-Highs</b> Pts _____ 25 Reb _____ 11 Ast _____ 1 (6x) Blk _____ 5 (2x) Min _____ 26

## 2018-19 NUMERICAL ROSTER

No.	Name	Pos.	Ht.	Wt.	Cl.	Hometown (Last School)
0	Horace Spencer	F	6-8	225	Sr.	Philadelphia, Pa. (Findlay Prep)
1	Jared Harper	G	6-0	175	Jr.	Mableton, Ga. (Pebblebrook)
2	Bryce Brown	G	6-3	198	Sr.	Stone Mountain, Ga. (Tucker)
3	Danjel Purifoy	F	6-7	230	Jr.	Centreville, Ala. (Hargrave Military Academy)
4	Malik Dunbar	G/F	6-6	230	Sr.	North Augusta, S.C. (College of Central Florida)
5	Chuma Okeke	F	6-8	230	So.	Atlanta, Ga. (Westlake)
10	Samir Doughty	G	6-4	195	Jr.	Philadelphia, Pa. (VCU)
12	J'Von McCormick	G	6-0	175	Jr.	New Orleans, La. (Lee College)
14	Preston Cook	G	6-4	190	Fr.	Auburn, Ala. (Auburn)
20	Myles Parker	F	6-8	200	Fr.	Madison, Ala. (Madison Academy)
21	Devontae Williams	G	6-5	215	Jr.	Opp, Ala. (Opp)
22	Will Macoy	G	6-4	200	Jr.	Birmingham, Ala. (Vestavia Hills)
23	Jamal Johnson*	G	6-4	185	So.	Birmingham, Ala. (Memphis)
24	Anfernee McLemore	F	6-7	220	Jr.	Warwick, Ga. (Worth County)
33	Chase Maasdorp	G	6-0	170	Fr.	Lakewood Ranch, Fla. (The Out-of-Door Academy)
41	Cole Blackstock	F	6-9	260	Sr.	Killen, Ala. (Brooks)
50	Austin Wiley	C	6-11	260	Jr.	Hoover, Ala. (Calusa Prep)
54	Thomas Collier	F	6-9	215	Jr.	Birmingham, Ala. (Briarwood Christian)

\* will redshirt 2018-19 season after transferring and have three years of eligibility remaining

- Head Coach:** Bruce Pearl (5th season)
- Assistant Coach:** Ira Bowman (1st season)
- Assistant Coach:** Wes Flanigan (1st season)
- Assistant Coach:** Steven Pearl (5th season)
- Director of Operations:** Chad Prewett (4th season)
- Assistant Director of Operations:** Mike Burgomaster (3rd season)
- Athletic Trainer:** Clark Pearson (10th season)
- Strength & Conditioning Coach:** Damon Davis (10th season)
- Video Coordinator:** Ian Borders (1st season)

## 2018-19 ALPHABETICAL ROSTER

No.	Name	Pos.	Ht.	Wt.	Cl.	Hometown (Last School)
41	Cole Blackstock	F	6-9	260	Sr.	Killen, Ala. (Brooks)
2	Bryce Brown	G	6-3	198	Sr.	Stone Mountain, Ga. (Tucker)
54	Thomas Collier	F	6-9	215	Jr.	Birmingham, Ala. (Briarwood Christian)
14	Preston Cook	G	6-4	190	Fr.	Auburn, Ala. (Auburn)
10	Samir Doughty	G	6-4	195	Jr.	Philadelphia, Pa. (VCU)
4	Malik Dunbar	G/F	6-6	230	Sr.	North Augusta, S.C. (College of Central Florida)
1	Jared Harper	G	6-0	175	Jr.	Mableton, Ga. (Pebblebrook)
23	Jamal Johnson*	G	6-4	185	So.	Birmingham, Ala. (Memphis)
22	Will Macoy	G	6-4	200	Jr.	Birmingham, Ala. (Vestavia Hills)
33	Chase Maasdorp	G	6-0	170	Fr.	Lakewood Ranch, Fla. (The Out-of-Door Academy)
12	J'Von McCormick	G	6-0	175	Jr.	New Orleans, La. (Lee College)
24	Anfernee McLemore	F	6-7	220	Jr.	Warwick, Ga. (Worth County)
0	Horace Spencer	F	6-8	225	Sr.	Philadelphia, Pa. (Findlay Prep)
5	Chuma Okeke	F	6-8	230	So.	Atlanta, Ga. (Westlake)
20	Myles Parker	F	6-8	200	Fr.	Madison, Ala. (Madison Academy)
3	Danjel Purifoy	F	6-7	230	Jr.	Centreville, Ala. (Hargrave Military Academy)
50	Austin Wiley	C	6-11	260	Jr.	Hoover, Ala. (Calusa Prep)
21	Devontae Williams	G	6-5	215	Jr.	Opp, Ala. (Opp)

## ROSTER BY CLASS

- Freshmen (3)**  
Preston Cook, Chase Maasdorp, Myles Parker
- Sophomores (2)**  
Jamal Johnson, Chuma Okeke
- Juniors (9)**  
Thomas Collier, Samir Doughty, Jared Harper, Will Macoy, J'Von McCormick, Anfernee McLemore, Danjel Purifoy, Austin Wiley, Devontae Williams
- Seniors (4)**  
Cole Blackstock, Bryce Brown, Malik Dunbar, Horace Spencer

## PRONUNCIATION GUIDE

- SAMIR DOUGHTY** SAH-meer DOW-tee
- MALIK** Dunbar Muh-LEEK
- J'VON** McCormick JAY-vahn
- ANFERNEE** McLemore ANN-fur-knee
- CHUMA OKEKE** CHOO-muh oh-KEE-KEE
- DANJEL PURIFOY** DAN-jel PURE-a-foy
- HORACE** Spencer HOR-us
- MAASDORP** CHASE MAAHS-doorp

## QUICK FACTS

### UNIVERSITY INFORMATION

Location \_\_\_\_\_ Auburn, Ala.  
 Founded \_\_\_\_\_ 1856  
 Enrollment \_\_\_\_\_ 25,469  
 Nickname \_\_\_\_\_ Tigers  
 Colors \_\_\_\_\_ Burnt Orange and Navy Blue  
 Conference \_\_\_\_\_ Southeastern (SEC)

### ADMINISTRATION

President \_\_\_\_\_ Dr. Steven Leath  
 Director of Athletics \_\_\_\_\_ Allen Greene  
 Athletics Phone \_\_\_\_\_ 855-282-2010

### BASKETBALL STAFF INFORMATION

Head Coach \_\_\_\_\_ Bruce Pearl  
 Alma Mater \_\_\_\_\_ Boston College '82  
 Career Record \_\_\_\_\_ 541-209 (.721)  
 Seasons \_\_\_\_\_ 24th  
 Record at Auburn \_\_\_\_\_ 79-64 (.552)  
 Seasons \_\_\_\_\_ 5th  
 Assistant Coach \_\_\_\_\_ Ira Bowman  
 Alma Mater \_\_\_\_\_ Penn '96  
 Assistant Coach \_\_\_\_\_ Wes Flanigan  
 Alma Mater \_\_\_\_\_ Auburn '97  
 Assistant Coach \_\_\_\_\_ Steven Pearl  
 Alma Mater \_\_\_\_\_ Tennessee '10  
 Director of Operations \_\_\_\_\_ Chad Prewett  
 Alma Mater \_\_\_\_\_ Troy State '94  
 Assistant Director of Ops \_\_\_\_\_ Mike Burgomaster  
 Alma Mater \_\_\_\_\_ Miami '16  
 Athletic Trainer \_\_\_\_\_ Clark Pearson  
 Alma Mater \_\_\_\_\_ Kentucky '96  
 Strength & Conditioning Coach \_\_\_\_\_ Damon Davis  
 Alma Mater \_\_\_\_\_ Western Illinois '03  
 Video Coordinator \_\_\_\_\_ Ian Borders  
 Alma Mater \_\_\_\_\_ Louisville '07

### PROGRAM INFORMATION

First Year of Basketball \_\_\_\_\_ 1905-06  
 All-Time Record \_\_\_\_\_ 1328-1181-1 (.529)  
 All-Time SEC Record \_\_\_\_\_ 599-735 (.449)  
 SEC Championships \_\_\_\_\_ 3 (1960, 1999, 2018)  
 SEC Tournament Titles \_\_\_\_\_ 1 (1985)  
 NCAA Tournament Appearances \_\_\_\_\_ 9  
 NCAA Tournament Record \_\_\_\_\_ 13-9  
 All-Americans \_\_\_\_\_ 13  
 All-SEC Selections \_\_\_\_\_ 91

### TEAM INFORMATION

2017-18 Record \_\_\_\_\_ 26-8  
 SEC Record / Finish \_\_\_\_\_ 13-5 / 1st  
 Home / Away / Neutral \_\_\_\_\_ 15-1 / 7-4 / 4-3  
 Associated Press Final Ranking \_\_\_\_\_ 19  
 USA Today Final Ranking \_\_\_\_\_ 23  
 Letterwinners Returning / Lost \_\_\_\_\_ 11 / 4  
 Starters Returning / Lost \_\_\_\_\_ 3 / 2  
 Newcomers \_\_\_\_\_ 2

### ATHLETICS COMMUNICATIONS

Associate AD \_\_\_\_\_ Kirk Sampson  
 Assistant Director (MBB Contact) \_\_\_\_\_ Cody Voga  
 Cell \_\_\_\_\_ 334-750-9023  
 Email \_\_\_\_\_ voga@auburn.edu

### SOCIAL MEDIA

Instagram \_\_\_\_\_ @AuburnMBB / @AuburnTigers  
 Twitter \_\_\_\_\_ @AuburnMBB / @AuburnTigers  
 Facebook \_\_\_\_\_ @AuburnMBB / @AuburnTigers  
 Hashtags \_\_\_\_\_ #WarEagle / #UnfinishedBusiness

**BRUCE PEARL**

Head Coach  
5th year at Auburn • 79-64  
24th year overall • 541-209



- 7 National Coach of the Year Awards
- 2006 Basketball Times, CBSsportsline, Sporting News National Coach of the Year
- 2008 SEC Co-Coach of the Year
- 2008 Rupp Cup Co-winner
- 2006 & 2008 AP SEC Coach of the Year
- Has advanced to postseason play in 19 of 23 years as a head coach
- Set single-season wins records at three different schools (29 at Southern Indiana in 1995; 26 at Wisconsin-Milwaukee in 2005; 31 at Tennessee in 2008)
- Bruce Pearl's teams have led their conference in scoring 17 of the 23 years that he has been a head coach. His squads were the SEC's scoring champion in four of his six seasons at Tennessee, averaging 77.4 ppg while allowing 70.5 ppg
- One of just seven active head coaches who has led his teams to at least 10 NCAA Sweet 16 appearances (10 total)
- Bruce Pearl is ranked second in the SEC among current head coaches in career winning percentage (.718), fifth in winning percentage as a SEC head coach (.622), fifth in average wins per year as a SEC head coach (21.0) and fifth in SEC games only win pct. (.540, 81-70)
- Bruce Pearl is the 11th coach in SEC history to win four conference crowns (overall or division) in a 10-year span. He is on the same list as Adolph Rupp (UK), Babe McCarthy (MSU), Billy Donovan (UF), Dale Brown (LSU), Joe Hall (UK), John Calipari (UK), Nolan Richardson (ARK), Rick Pitino (UK), Rick Stansbury (MSU) and Tubby Smith (UK)
- Auburn sold out of season tickets for the fourth straight time in 2017-18, all under Pearl, to continue the school record streak. Prior to Pearl, the only other time the Tigers sold out of season tickets came in the 1999-2000 season
- Auburn averaged 8,221 in its 15 home games during the 2017-18 season, which included seven sellouts in the nine SEC games. The 8,221 average is the highest in Auburn Arena history
- In 23 years as a head coach, Bruce Pearl's teams have finished either first or second in conference play 16 times
- At the Division I level, Pearl's teams have topped the 100-point mark 18 times, including a high of 124 in 2009 as well as 121 in the 2007 NCAA Tournament. In his second year as a coach at Southern Indiana the team averaged 101.7 ppg
- In the past two seasons, Auburn has the best non-conference record in the SEC during the regular season at 23-3 (.885), while scheduling perennial NCAA Tournament teams in Dayton, Middle Tennessee, Murray State, Oklahoma, Texas Tech and UConn.

**HEAD COACHING RECORD**

Year	School	Record	Postseason
1992-93	Southern Indiana	22-7	NCAA Region 3rd Place
1993-94	Southern Indiana	28-4	NCAA Runner-Up
1994-95	Southern Indiana	29-4	NCAA Champions
1995-96	Southern Indiana	25-4	NCAA Sweet 16
1996-97	Southern Indiana	23-5	NCAA First Round
1997-98	Southern Indiana	27-6	NCAA Sweet 16
1998-99	Southern Indiana	26-6	NCAA Sweet 16
1999-00	Southern Indiana	25-6	NCAA Sweet 16
2000-01	Southern Indiana	26-4	NCAA First Round
<b>Total</b>		<b>231-46</b>	
2001-02	Milwaukee	16-13	-
2002-03	Milwaukee	24-8	NCAA First Round
2003-04	Milwaukee	20-11	NIT First Round
2004-05	Milwaukee	26-6	NCAA Sweet 16
<b>Total</b>		<b>86-38</b>	
2005-06	Tennessee	22-8	NCAA Second Round
2006-07	Tennessee	24-11	NCAA Sweet 16
2007-08	Tennessee	31-5	NCAA Sweet 16
2008-09	Tennessee	21-13	NCAA First Round
2009-10	Tennessee	28-9	NCAA Elite Eight
2010-11	Tennessee	19-15	-
<b>Total</b>		<b>145-61</b>	
2014-15	Auburn	15-20	-
2015-16	Auburn	11-20	-
2016-17	Auburn	18-14	-
2017-18	Auburn	26-8	NCAA Second Round
2018-19	Auburn	9-2	-
<b>Total</b>		<b>79-64</b>	
<b>Career</b>		<b>541-209</b>	

- His teams have been just as successful off the court as Auburn has had 18 graduates in four years – the most in the SEC. In 2018, Auburn received an Academic Progress Rate Public Recognition Award marking the first time the Tigers have been honored since the award began tracking data in 2004. The NCAA annually honors teams earning multiyear Academic Progress Rates in the top 10 percent of all squads in each sport.
- Auburn recently secured its third perfect APR score of 1,000 in mid-May, something that has never been accomplished in program history.
- In the past four years, Auburn men's basketball has averaged an APR of 995 (out of 1,000). In the previous four seasons before Pearl and his staff arrived, Auburn's APR average score was 940.
- Bruce Pearl has raised \$1 million in only four golf tournaments at Auburn. Pearl and his wife, Brandy, have remarkably raised \$770,000 in the last three years benefitting Children's Harbor in Birmingham through the Bruce Pearl Fore the Children Golf Classic. The mission of Children's Harbor is to help children with serious illness and their families. Over \$200,000 was raised in the Bruce, Barkley & Basketball Golf Classic Oct. 23-24, 2016, benefitting the Auburn Basketball program.
- Pearl started AURLIVE at Auburn in 2015-16 to benefit cancer patients in the fight to beat cancer. AURLIVE raises the awareness of cancer prevention and detection while t-shirt sales and donations raise money to benefit cancer patients. He initiated the AURLIVE program in 2009 at Tennessee in recognition of former Vol Chris Lofton, who beat testicular cancer through early diagnosis and treatment and went on to play the entire 2007-08 season while recovering from his battle with the disease.
- The Bruce Pearl Family Foundation in conjunction with L5 Foundation, an organization dedicated to addressing the essential and basic needs of cancer patients, donated \$20,000 to five charities in a ceremony in Knoxville in August 2015.
- The Pearl family announced on Feb. 27, 2007, a \$100,000 donation to endow a scholarship in the name of former Tennessee player Dane Bradshaw. The Dane Bradshaw Athletic Scholarship Endowment is awarded to the male or female student-athlete at UT who best epitomizes the characteristics of the 2006-07 senior captain.



## TOP PERFORMANCES UNDER PEARL AT AUBURN

## MOST POINTS TEAM

- 119, vs. Northwestern State (Nov. 27, 2015)  
119, vs. Winthrop (Nov. 24, 2017)
- 117, vs. Coastal Carolina (Dec. 15, 2016)
- 105, vs. Louisiana (Nov. 21, 2014)
- 103, vs. Mississippi College (Nov. 14, 2018)**

## MOST POINTS INDIVIDUAL

- 34, Bryce Brown vs. Dayton (Dec. 8, 2018)**
- 31, Bryce Brown vs. Norfolk State (Nov. 10, 2017)  
31, Mustapha Heron vs. Winthrop (Nov. 24, 2017)  
**31, Jared Harper at UAB (Dec. 15, 2018)**
- 29, Antoine Mason at Kentucky (Feb. 21, 2015)  
29, KT Harrell vs. LSU (Mar. 13, 2015)  
29, Bryce Brown vs. South Carolina (Mar. 3, 2018)

## MOST REBOUNDS TEAM

- 66, vs. Mississippi College (Nov. 14, 2018)**
- 52, vs. Gardner-Webb (Dec. 6, 2017)
- 51, vs. Eastern Kentucky (Nov. 17, 2016)  
51, at UConn (Dec. 23, 2016)
- 49, vs. Winthrop (Dec. 17, 2014)  
49, vs. Boston College (Dec. 12, 2016)

## MOST REBOUNDS INDIVIDUAL

- 19, Cinmeon Bowers at Middle Tennessee (Dec. 12, 2015)
- 18, Cinmeon Bowers vs. Alabama (Jan. 19, 2016)  
18, Cinmeon Bowers vs. Ole Miss (Feb. 20, 2016)
- 17, Cinmeon Bowers vs. Milwaukee (Nov. 14, 2014)  
17, Cinmeon Bowers vs. Winthrop (Dec. 17, 2014)  
17, Cinmeon Bowers vs. Mississippi State (Jan. 21, 2015)  
**17, Horace Spencer vs. Mississippi College (Nov. 14, 2018)**

## MOST 3-POINTERS TEAM

- 21, vs. Coastal Carolina (Dec. 15, 2016)
- 18, vs. South Alabama (Nov. 6, 2018)**
- 17, vs. Northwestern State (Nov. 27, 2015)  
17, vs. Vanderbilt (Feb. 3, 2018)
- 15, at Arkansas (Feb. 17, 2016)  
15, at Alabama (Feb. 4, 2017)  
**15, vs. Saint Peter's (Nov. 28, 2018)**

## MOST 3-POINTERS INDIVIDUAL

- 9, Bryce Brown at Arkansas (Feb. 17, 2016)
- 8, Kareem Canty at Middle Tennessee (Dec. 12, 2015)  
8, Bryce Brown vs. South Carolina (Mar. 3, 2018)
- 7, KT Harrell vs. Coastal Carolina (Dec. 5, 2014)
- 6, Kareem Canty vs. Colorado (Nov. 17, 2015)  
6, Bryce Brown at Hawaii (Dec. 25, 2015)  
6, Bryce Brown vs. LSU (Feb. 2, 2016)  
6, Bryce Brown vs. Winthrop (Nov. 24, 2017)  
6, Bryce Brown vs. UAB (Dec. 9, 2017)  
**6, Jared Harper vs. South Alabama (Nov. 7, 2018)**  
**6, Jared Harper vs. Duke (Nov. 20, 2018)**  
**6, Bryce Brown vs. Dayton (Dec. 8, 2018)**

## MOST FT MADE TEAM

- 31, vs. Arkansas (Feb. 10, 2015)  
31, at Arkansas - Feb. 27, 2018)
- 30, at South Carolina (Feb. 17, 2018)
- 29, vs. Georgia (Feb. 24, 2016)
- 29, vs. Ole Miss (Jan. 9, 2017)

## MOST FT MADE INDIVIDUAL

- 15, KT Harrell vs. Georgia (Mar. 3, 2015)  
**15, Jared Harper at UAB (Dec. 15, 2018)**
- 14, Jared Harper vs. Ole Miss (Jan. 7, 2017)
- 12, Desean Murray vs. Ole Miss (Jan. 9, 2018)

- 11, Cinmeon Bowers vs. Missouri (Jan. 10, 2015)  
11, KT Harrell vs. Texas A&M (Mar. 12, 2015)  
11, KT Harrell vs. Kentucky (Mar. 14, 2015)  
11, Jared Harper at Arkansas (Feb. 27, 2018)  
11, Austin Wiley vs. Alabama (Jan. 21, 2017)  
11, Jared Harper vs. Oklahoma (Dec. 21, 2016)

## MOST FT ATTEMPTED TEAM

- 42, vs. Eastern Kentucky (Nov. 17, 2016)  
42, vs. Alabama (Jan. 21, 2017)
- 40, vs. Arkansas (Feb. 10, 2015)  
40, vs. Alabama (Jan. 19, 2016)
- 39, vs. Milwaukee (Nov. 14, 2014)  
39, vs. Georgia (Feb. 24, 2016)  
39, vs. Georgia State (Nov. 14, 2016)  
39, at South Carolina (Jan. 24, 2017)  
39, vs. Florida (Feb. 14, 2017)

## MOST FT ATTEMPTED INDIVIDUAL

- 18, Cinmeon Bowers vs. Missouri (Jan. 10, 2015)  
18, KT Harrell vs. LSU (Mar. 13, 2015)  
18, Austin Wiley vs. Alabama (Jan. 21, 2017)
- 17, Jared Harper vs. Ole Miss (Jan. 7, 2017)
- 16, Cinmeon Bowers vs. LSU (Feb. 2, 2016)  
**16, Jared Harper at UAB (Dec. 15, 2018)**

## MOST ASSISTS TEAM

- 25, vs. Saint Peter's (Nov. 28, 2018)**
- 24, vs. South Alabama (Nov. 6, 2018)**
- 23, vs. Northwestern State (Nov. 27, 2015)  
23, vs. USC Upstate (Nov. 29, 2016)  
23, at TCU (Jan. 28, 2017)

## MOST ASSISTS INDIVIDUAL

- 14, Jared Harper vs. Vanderbilt (Feb. 3, 2018)
- 13, Jared Harper vs. South Alabama (Nov. 6, 2018)**
- 10, Kareem Canty vs. Northwestern State (Nov. 27, 2015)  
10, Jared Harper vs. Gardner-Webb (Dec. 6, 2017)
- 9, Kareem Canty at Ole Miss (Jan. 27, 2016)  
9, Danjel Purifoy vs. USC Upstate (Nov. 29, 2016)

## MOST STEALS TEAM

- 16, vs. Saint Peter's (Nov. 28, 2018)**
- 14, vs. Georgia (Jan. 20, 2018)  
14, vs. Alabama (Feb. 21, 2018)  
**14, vs. Mississippi College (Nov. 14, 2018)**
- 13, vs. Boston College (Dec. 12, 2016)  
**13, vs. UNC Asheville (Dec. 4, 2018)**

## MOST STEALS INDIVIDUAL

- 5, K.C. Ross-Miller vs. Oregon State (Nov. 26, 2014)  
5, K.C. Ross-Miller vs. Middle Tennessee (Dec. 29, 2014)  
5, Antoine Mason at LSU (Feb. 5, 2015)  
**5, Malik Dunbar vs. UNC Asheville (Dec. 4, 2018)**
- 4 (17x), last Samir Doughty vs. Dayton (Dec. 8, 2018)**

## MOST BLOCKS TEAM

- 12, at Missouri (Jan. 10, 2017)  
**12, vs. UNC Asheville (Dec. 4, 2018)**
- 11, vs. Boston College (Dec. 12, 2016)  
10, vs. Gardner-Webb (Dec. 6, 2017)  
10, at Murray St. (Dec. 19, 2017)  
10, vs. Cornell (Dec. 30, 2017)

## MOST BLOCKS INDIVIDUAL

- 7, Horace Spencer at Arkansas (Feb. 17, 2016)
- 6, Horace Spencer vs. Oklahoma State (Jan. 30, 2016)  
6, Horace Spencer vs. Boston College (Dec. 12, 2016)  
6, Anfernee McLemore vs. Gardner-Webb (Dec. 6, 2017)  
6, Anfernee McLemore at Missouri (Jan. 24, 2018)

**AUBURN VS. MURRAY STATE SERIES**

» Auburn is 4-1 all-time against Murray State, including an 81-77 win at Murray State last season. Four Tigers scored in double figures including 17 points from Jared Harper, with 11 in the final four minutes, and 15 from Bryce Brown. The Tigers have won two straight in the series winning 75-67 on Nov. 23, 2013, at Auburn Arena. Auburn won the first meeting between the two teams 86-72 as part of the 1996 Mulligan Holiday Hoopfest in Birmingham, Ala. The Tigers defeated the Racers 72-53 on Dec. 14, 2002, in Auburn. Murray State's lone win in the series in the 2012 Charleston Classic in Charleston, S.C.

» Auburn head coach Bruce Pearl is 3-0 in his head coaching career against Murray State, including 1-0 at Auburn. Tennessee defeated the Racers 64-53 in Nashville, Tenn., on Nov. 30, 2005, in Pearl's first season with the Volunteers. The next season Tennessee won 89-64 over Murray State on Dec. 1, 2006, in Knoxville, Tenn.

**TOP OF THE PACK**

» Auburn has fared well in the past two-plus seasons in the non-conference slate. The Tigers lead the SEC in both wins and winning percentage in non-league regular season games over the last two-plus seasons.

Team	'16-17	'17-18	'18-19	Total	Pct.
Auburn	11-2	12-1	9-2	32-5	.865
Miss. State	9-3	12-1	10-1	31-5	.861
Arkansas	11-2	11-2	7-3	29-7	.806
Kentucky	10-3	11-2	8-2	29-7	.806
Tennessee	8-5	10-2	9-1	27-8	.771
LSU	8-4	9-3	8-3	25-10	.714
Texas A&M	8-4	11-2	5-4	24-10	.706
Florida	10-3	9-4	6-4	25-11	.694
Georgia	9-4	9-3	6-4	24-11	.686
Ole Miss	9-4	7-6	8-2	24-12	.667
Alabama	7-5	9-4	7-3	23-12	.657
S. Carolina	10-3	9-4	4-6	23-13	.639
Missouri	5-7	10-3	7-3	22-13	.629
Vanderbilt	7-6	6-7	7-2	20-15	.571

(as of games through 12/19)

» The Tigers have earned wins vs. notable opponents in Arizona, Dayton (twice), Middle Tennessee, Murray State, Oklahoma, TCU, Texas Tech, UConn (twice), Washington and Xavier (twice).

**DYNAMIC BACKCOURT**

» Auburn has been led so far this season by its dynamic backcourt of Bryce Brown and Jared Harper. The duo is averaging 31.2 points per game and is shooting 64-of-170 (37.6 percent) from 3-point range. They have combined for seven 20-point games this season, including Auburn's win over Xavier in the first round of the Maui Invitational when Brown scored 26 and Harper added 25, season highs for each at the time. The pair have each had a 30-plus-point game this season. Against Dayton, Brown scored a career-high 34 points, including 22 first-half points, on 10-of-18 field goals, 6-of-13 from 3-point range and 8-of-9 from the free-throw line while Harper added 20 points on 4-of-7 shooting from long range and 6-of-6 from the free-throw line. He also dished out seven assists to just one turnover. In Auburn's win over UAB, Harper scored a career-high 31 points, including 23 of the Tigers' last 30 points over the final 9:23 of regulation and overtime.

» Bryce Brown's 34 points vs. Dayton are the most by a Tiger since Toney Douglas scored 38 points against Nicholls State on Nov. 24, 2004, and are tied with Isaiah Joe of Arkansas for the most points scored in the SEC this season.

**DOWNTOWN BRYCE BROWN**

» Against UAB, Bryce Brown became the 23rd player in Auburn history to reach 1,200 career points. Brown is two points behind Auburn assistant coach Wes Flanigan (1,208 points; 1993-97) for 22nd on Auburn's career scoring chart. With 13 3-point field goal attempts in the Tigers' win over Dayton, Brown became Auburn's career leader in 3-point field goal attempts, passing the old mark of 713 by Frankie Sullivan. He has attempted 723 3s in his career.

**TALE OF THE TAPE**



Scoring Offense	83.5	77.2
Scoring Defense	63.7	57.3
Scoring Margin	+19.8	+19.9
FG Pct.	.456	.479
FG Pct. Defense	.406	.360
3-pt. FG Pct.	.344	.338
3-pt. FG Pct. Defense	.353	.216
FT Pct.	.683	.744
Rebounds Per Game	39.8	37.7
Opp. Rebounds Per Game	33.6	33.9
Rebound Margin	+6.2	+3.8
Assists Per Game	16.2	17.4
Turnovers Per Game	13.5	13.2
Opp. Turnovers Per Game	20.1	16.4
Turnover Margin	+6.6	+3.2
Assist/Turnover Ratio	1.2	1.3
Steals Per Game	9.5	7.6
Blocks Per Game	6.3	6.1

**TOTAL +/-**

	Last Game	Season	Avg.
#0 Spencer	-4	+101	+9.2
#1 Harper	+0	+171	+15.5
#2 Brown	-17	+185	+16.8
#3 Purifoy	-4	-5	-2.5
#4 Dunbar	+9	+108	+9.8
#5 Okeke	-3	+201	+18.3
#10 Doughty	-16	+145	+13.2
#12 McCormick	+3	+82	+8.2
#14 Cook	DNP	-5	-1.0
#20 Parker	DNP	-3	-0.6
#21 Williams	DNP	-20	-4.0
#22 Macoy	DNP	-18	-3.6
#24 McLemore	-13	+132	+12.0
#33 Maasdorp	DNP	-22	-4.4
#41 Blackstock	DNP	-12	-2.4
#50 Wiley	+10	+58	+5.8
#54 Collier	DNP	-9	-1.8

**PRE-GAME QUOTES**

**Head Coach Bruce Pearl**

On Murray State...  
 "We try to find teams that win their league. In the OVC, it's Belmont or Murray State. We played UNC Asheville because they won their league the year before. Those are the kinds of teams we look for in non-conference, so as a result, Saturday will be a great challenge at home before Christmas break."

On the NC State game...  
 "Congratulate NC State on a great win. They were very well prepared. I thought their guards were terrific. We had an advantage on the front line. We did not take advantage of our advantage. We turned the ball over way too much and we took too many ill-advised shots. They did a good job of extending and disrupting a little bit. We could've executed better, but it was a good game and a great win for NC State."



**CONTINUING THE IMPROVEMENT: CONFERENCE WIN TOTALS**

Auburn is one of just 13 teams in the country to have improved its win totals in conference play each of the last four seasons. The Tigers are one of only two power-five programs to accomplish the feat, joining USC. Auburn won four Southeastern Conference games in 2015, five in 2016, seven in 2017 and 13 in 2018 to become the SEC champions.



» Brown became Auburn's all-time career 3-point king in the Tigers' final game of the Maui Invitational against Arizona passing the old mark of 262 3-pointers set by Wesley Person. The record breaker came with 5:00 remaining in the game and gave Auburn a 66-51 lead. Brown has now made 274 career 3-pointers.

» Brown, who has made at least four 3-pointers in six of 11 games this season, led Auburn with 19 points against Arizona. He averaged 20.3 points and hit 13 3s in three games in the Maui Invitational. He is averaging 3.0 made 3s per game this season, which is third in the SEC.

» For his career, Brown is 274-of-727 (.377) from 3-point range. He is 14 3-pointers away from cracking the SEC's top 10 for career 3s. His 727 3-pointers attempted put him just 25 from moving in the SEC's career top 10. In Auburn's win over Dayton, Brown became the Tigers' career leader in 3-point field goal attempts, passing the old mark of 713 by Frankie Sullivan. He has attempted 727 3-pointers in his career.

**All-Time 3-Pointers Made**

1. Bryce Brown	2015-P	274
2. Wesley Person	1990-94	262
3. Lance Weems	1992-96	240
4. Ronnie Battle	1989-93	236
5. Frankie Sullivan	2008-13	228

**CHEF HARPER WITH THE POP, BOY**

» Jared Harper has 15 career 20-point games, with five so far this season, including a career-high 31 points in Auburn's win over UAB. Harper scored 20 points on 4-of-7 3s to go along with seven assists, three rebounds and two steals in the Tigers' last home game against Dayton. In the season opener against South Alabama, Harper poured in 20 points on 7-of-13 shooting and 6-of-10 3-pointers and added 13 assists, five rebounds and two steals. He added 25 points, eight assists, six rebounds and three steals in Auburn's overtime win over Xavier in the first round of the Maui Invitational. He scored 22 points on 6-of-10 3-pointers and dished out six assists the next day against No. 1 Duke.

» For the season, Harper is ninth in the SEC averaging 15.7 points, third in the league and 22nd nationally averaging 6.3 assists, while shooting 41.9 percent from 3-point range (sixth in the SEC) and an SEC-leading 92.3 percent from the free-throw line, which is good for 14th nationally.

» Harper was 15-of-16 from the free-throw line against UAB. The 15 made free throws are the most by a Tiger since KT Harrell made 15 against LSU on March, 13, 2015, in the SEC quarterfinals, and his 16 attempts are the most since Austin Wiley attempted 18 free throws against Alabama on Jan. 21, 2017.

» Auburn has scored 166 points off of Harper's assists this season. He has made or assisted on 122 of Auburn's 328 made field goals this season (37.2 percent).

» Harper has made 305 free throws in his career, moving past KT Harrell for eighth on Auburn's career free throws made list against UAB.

**All-Time Free Throws Made**

1. John Mengelt	1968-71	496
2. Eddie Johnson	1973-77	410
3. Chris Denson	2010-14	341
4. Wes Flanigan	1993-97	338
5. Frankie Sullivan	2009-13	334
6. Jeff Moore	1984-88	329
7. DeWayne Reed	2006-10	324
8. Jared Harper	2016-P	305
9. KT Harrell	2013-15	296
10. Reggie Gallon	1989-93	289

» Harper is 13 points shy of becoming the 38th member of Auburn's 1,000-point club. He is also just one assist from reaching the 350-dime plateau. Only five players in program history have recorded 1,000 career points and 350 assists - assistant coach Wes Flanigan is on the list.

**OLD, SAVVY VETERANS**

» Despite being a young team during Auburn's run to a conference title in 2017-18, the Tigers have turned into one of the most experienced teams in the country.

» Auburn is one of just seven programs without a scholarship freshman on its roster, joining Alcorn State, Bethune-Cookman, Louisville, South Alabama, Tulsa and UT Martin.

**BLOWOUT WINS**

» Auburn is 10th in the country with a 19.8 scoring margin. It is the Tigers' best mark through 11 games since the 1998-99 Tigers had a 27.2 scoring margin in the first 11 games. Seven of Auburn's nine victories are by double digits and six are by at least 16 points. The Tigers nine wins are by an average of 25.7 points.

**BIG-TIME W**

» Auburn's 22-point win over #25 Washington was the third-largest win over a ranked opponent in program history. It was just the Tigers' second win ever over a ranked non-conference opponent at home and the first in Auburn Arena, which is in its ninth season.

1. #9 Auburn 97, #8 Mississippi State 66 (1/3/59)
2. Auburn 81, #12 Alabama 57 (1/23/07)
3. #11 Auburn 88, #25 Washington 66 (11/9/18)

**OFF THE COURT: ANFERNEE MCLEMORE**

Anfernee McLemore is the perfect embodiment of what it means to be a student-athlete at Auburn University. The two-time Academic Top Tiger honoree recently served on the prestigious Southeastern Conference Men's Basketball Leadership Council. He also has logged hours at the "Breakfast Club" where he serves as a role model for young kids in the Auburn community.



**KENPOM.COM CORNER**

**Adjusted Efficiency Margin**

Value	SEC	NCAA
+21.89	2nd	13th

**Adjusted Offensive Efficiency**

Points scored per 100 possessions

Value	SEC	NCAA
114.4	3rd	15th

**Adjusted Defensive Efficiency**

Points allowed per 100 possessions

Value	SEC	NCAA
92.5	2nd	15th

**TIGERS IN OVERTIME**

» Auburn is 2-0 this season in overtime games. The Tigers defeated Xavier 88-79 on Nov. 19 in the first round of the Maui Invitational and defeated UAB 75-71 in Birmingham's Mike Slive Invitational in their last game. Prior to this season, Auburn's last overtime game was against Missouri in the 2017 SEC Tournament and its last OT win was at UConn on Dec. 23, 2016. Jared Harper has scored 15 of the Tigers' 23 points in overtime this season. Harper scored five of Auburn's 11 points in the extra period against Xavier and then notched 10 of the Tigers' 12 points in the extra session against UAB.

» Auburn is 5-2 in overtime under head coach Bruce Pearl, picking up wins against Xavier and LSU (2014-15), UConn (2016-17) and Xavier and UAB (2018-19).

**RPI IMPROVEMENT**

» In the four seasons before 2014-15, the Tigers held an average final RPI of 202. Since that point, Auburn has averaged a final RPI of 131. Here are the final RPI rankings in the last seven seasons and the latest in 2017-18.

2010-11	253
2011-12	145
2012-13	250
2013-14	160
2014-15	132 (Under Coach Pearl)

2015-16	160	(Under Coach Pearl)
2016-17	82	(Under Coach Pearl)
2017-18	16	(Under Coach Pearl)

» Over the last four seasons, Auburn has improved its average RPI by 83.3 positions, previous to the five years before Pearl and staff arrived.

» Only South Carolina (88.4) has improved its position more in the SEC, and that includes a run to the Final Four in 2017. The next-best improvement in the SEC is Arkansas at 58.9.

**AREAS OF IMPROVEMENT**

» Comparing the 2017-18 team to the 2018-19 team, the Tigers have made significant strides in a plethora of areas.

Through 11 Games	17-18	18-19
3-Pointers	107 (9.7)	114 (10.4)
Offensive Rebounds	147 (13.4)	167 (15.2)
Points Off Turnovers	205 (18.6)	299 (27.2)
Steals	81 (7.4)	105 (9.5)

**GLASS EATERS**

» Auburn is averaging 15.2 offensive rebounds per game, which is fourth nationally. The Tigers have outscored their opponents 164-100 (14.9-9.1) in second-chance points. Three times this season Auburn has outrebounded an opponent by 15 and has won the rebounding battle in eight of 11 games.

» Chuma Okeke (3.0; second in SEC), Horace Spencer (2.8; fifth in SEC), Samir Doughty (1.8), Anfernee McLemore (1.7) and Austin Wiley (1.7) lead Auburn in offensive rebounding.

**KEEP IT 100**

» Auburn scored 103 points vs. Mississippi College, the most points for the Tigers since a 119-85 victory over Winthrop last season. It is the second time the Tigers have reached the century mark this season after defeating South Alabama 101-58 in the season opener, and the seventh time in 143 games under head coach Bruce Pearl. Prior to Pearl's arrival, Auburn hadn't scored 100 points in the previous 337 games since a 105-66 victory over Grambling State on Nov. 29, 2003.

**PLAYER TO WATCH: J'VON MCCORMICK**

Junior point guard J'Von McCormick had his best game of his career in an Auburn uniform on the road against NC State. In just 17 minutes, the New Orleans, La. native poured in 14 points on 6-of-7 shooting from the floor. He also dished out three assists to go along with three steals and two rebounds. McCormick netted a plus-3 rating off the bench for the Tigers.



**BALANCED SCORING**

» Six Tigers are averaging at least 8.0 points per game including Jared Harper (15.7), Bryce Brown (15.5), Austin Wiley (11.3), Chuma Okeke (10.0), Malik Dunbar (8.7) and Samir Doughty (8.0). Twice this season Auburn has had six players score in double figures. Nine different Tigers have scored in double figures at least once this season. Auburn is averaging 83.5 points per game, which is 31st nationally, and has topped the 80-point plateau in six of 11 games. The Tigers are 6-0 in those games.

**TURNING OVER THE OPPONENT**

» Auburn has forced at least 20 turnovers six times this season, including three straight games from 11/28-12/8 when the Tigers have forced an average of 24.7 turnovers per game. Auburn is forcing an average of 22.0 turnovers per game at home. The Tigers are forcing 20.1 turnovers per game - fourth nationally. Auburn is averaging 13.5 turnovers and is second in the country with a plus-6.6 turnover margin. The Tigers are outscoring their opponents 27.2-9.6 on points off turnovers. Auburn has scored at least 20 points off turnovers in nine games this season and have scored 30 points off turnovers six times.

**Games Forcing 20-plus Turnovers**

11/6	South Alabama	22
11/19	vs. Xavier	22
11/28	Saint Peter's	26
12/4	UNC Asheville	25
12/8	Dayton	23
12/19	at NC State	22

**LOCKDOWN DEFENSE**

» Auburn has held five of its first 11 opponents to under 60 points after doing so just twice all of last season (34 games). The Tigers are allowing 63.7 points per game, which is 37th in the country. Auburn held UNC Asheville to 41 points, which is the fewest by a Tiger opponent since Auburn held Alabama to 37 points on Feb. 6, 2013.

» Auburn is tied with Mississippi for the most games in the SEC allowing 60 points or fewer in a game this season (five). They lead Missouri (four), Florida, Kentucky, LSU, and Tennessee (three) through all games played 12/16.

**AWARD CASE**

**Bryce Brown**

Jerry West Award Watch List  
Preseason All-SEC Second Team  
SEC Player of the Week (Nov. 26)

**Samir Doughty**

Top Impact Transfer (Jon Rothstein)

**Jared Harper**

Bob Cousy Award Watch List  
Preseason All-SEC Second Team  
Maui Invitational All-Tournament Team

**Chuma Okeke**

Top-20 Breakout Player (Jon Rothstein)  
SEC Player of the Week (Nov. 12)

**Austin Wiley**

Kareem Abdul-Jabbar Award Watch List

**Fewest Points Allowed in a Game**

<b>12/4</b>	<b>Auburn vs. UNC Asheville</b>	<b>67-41</b>
11/6	Tennessee vs. Lenoir Rhyne	86-41
11/28	Kentucky vs. Monmouth	90-44
12/4	Missouri vs. UT Arlington	65-45
12/9	Florida vs. Charleston So.	76-46
12/12	Ole Miss vs. SE Louisiana	69-47
12/19	Texas A&M vs. Valparaiso	71-49
<b>11/28</b>	<b>Auburn vs. Saint Peter's</b>	<b>99-49</b>
11/22	Florida vs. Stanford	72-49
12/9	LSU vs. Incarnate Word	91-50
11/27	Georgia vs. Kennesaw State	84-51
11/16	Miss. State vs. Long Beach St.	79-51
12/2	Tennessee vs. Texas A&M-CC	79-51
12/5	Vanderbilt vs. Middle Tenn.	79-51
<b>11/14</b>	<b>Auburn vs. Miss. College</b>	<b>103-52</b>
11/16	Missouri vs. Kennesaw State	55-52
11/6	S. Carolina vs. USC Upstate	65-52
	(as of games through 12/19)	

**BMOC**

» Austin Wiley has averaged 3.6 blocked shots over the last five games including five blocks against UNC Asheville and Dayton. Wiley has scored in double figures in six of 10 games and has six games with at least six rebounds this season. For the year, he's averaging 11.3 points, 5.2 rebounds, 2.3 blocks (t-31st nationally) and is shooting 63.2 percent from the floor (43-of-68), which would be second in the SEC if he met the minimum requirements for attempts.

**RETURN TO SENDER**

» Auburn set a new program record with 180 blocks last season. The Tigers have had three of its program's top-10 single-season block totals during Bruce Pearl's first four seasons on the Plains. [1. 180, 2017-18; 3. 162, 2016-17; 10. 126, 2015-16]. Auburn is currently fourth nationally averaging 6.3 blocked shots per game. The Tigers have two of the program's top eight all-time shot blockers on their current roster. Senior Horace Spencer has blocked 141 shots, which is tied with Chris Morris (1984-88) for fifth all-time at Auburn and four shy of Charles Barkley (1981-84) for fourth. Junior Anfernee McLemore has 129 blocked shots, which is eighth on Auburn's career blocked shot list. McLemore is four behind Pat Burke (1993-97) for seventh.



» As a team, Auburn is averaging 6.3 blocks per game, which is sixth in the country.

**All-Time Blocks Leaders**

1. Kyle Davis \_\_\_\_\_ 2000-04 \_\_\_\_ 360
2. Mamadou N'diaye \_\_\_ 1996-2000 \_\_\_\_ 241
3. Korvotney Barber \_\_\_\_ 2005-09 \_\_\_\_ 155
4. Charles Barkley \_\_\_\_\_ 1981-84 \_\_\_\_ 145
5. Chris Morris \_\_\_\_\_ 1984-88 \_\_\_\_ 141
- Horace Spencer \_\_\_\_\_ 2015-P \_\_\_\_ 141**
7. Pat Burke \_\_\_\_\_ 1993-97 \_\_\_\_ 133
- 8. Anfernee McLemore \_\_\_\_ 2016-P \_\_\_\_ 129**
9. Asauhn Dixon-Tatum \_\_\_\_ 2012-14 \_\_\_\_ 108
10. Kenny Gabriel \_\_\_\_\_ 2009-12 \_\_\_\_ 105

**TIGERS FROM BEHIND THE ARC**

» The Tigers have made double-digit 3-pointers in six of 11 games this season. For the season, Auburn is 11th nationally averaging 10.9 made 3s per game. Auburn's 114 3-point field goals are six more than the Tigers have ever made in the first 11 games of a season prior to this year. Auburn has made double-digit 3s in 51 of 143 games (35.7 percent) under head coach Bruce Pearl. Prior to Pearl's arrival, the Tigers had just 124 games with at least 10 3s in 855 games since the creation of the 3-point shot in college basketball for the 1986-87 season (14.5 percent).

**HALF A HUNDRED**

» Four times this season Auburn has recorded a 50-point half, including three times in the first half. By comparison, the Tigers secured 12 50-point halves in 2017-18 (two in the first, 10 in the second).

**50-Point Halves**

11/14	vs. Miss. College (2nd)	55
11/6	vs. South Alabama (1st)	52
11/28	vs. Saint Peter's (1st)	51
12/8	vs. Dayton (1st)	51

**STRONG BENCH PRODUCTION**

» The Tigers have scored at least 20 bench points seven times, 30 bench points four times and 40 bench points three times this season. Malik Dunbar has scored in double figures five times this season, all off the bench, after having just three double-digit scoring games all of last season. Thirteen times Auburn has had a player score double figures coming off the bench led by Austin Wiley, who has done it six times. Horace Spencer recorded his first career double-double with 14 points and 17 rebounds against Mississippi College coming off the bench. J'Von McCormick scored a career-high 14 points on 6-of-7 shooting to go with three assists, three steals and two rebounds at N.C. State. On average, Auburn out-scores its opponents' bench, 28.1-16.4.

**I'LL TAKE THAT**

» Auburn is averaging 9.5 steals per game, which is 10th nationally. The Tigers are fourth nationally averaging 6.3 blocked shots per game. Auburn and Duke are the only two teams in the country that are in the top 25 in blocked shots and steals per game.

**ARENA RECORDS**

» The Tigers set a pair of Auburn Arena records in its game against Saint Peter's with 25 assists and 16 steals against Saint Peter's. Auburn's previous record of 24 assists came against Arkansas-Pine Bluff on Dec. 30, 2013. The former mark of 15 steals came in a game against Presbyterian on Dec. 18, 2010.

**WELCOME TO AUBURN ARENA**

» In its next home game, Auburn will welcome the 1,000,000th fan to Auburn Arena. There has been a total of 999,993 fans come through the turnstiles in the eight-plus seasons of the facility. In 141 games, there has been an average attendance of 7,092. There have been 23 sellouts in the history of Auburn Arena, including 18 in Bruce Pearl's tenure and one this season. The Tigers are 90-51 (.638) at Auburn Arena and have compiled a 21-1 home record since the beginning of the 2017-18 season.

» Auburn is 19-0 against nonconference opponents at Auburn Arena since the start of the 2016-17 season, including 6-0 this season. The Tigers' six home wins this season have been by an average of 33.7 points. Auburn has topped the 100-point plateau five times during the stretch including twice in six home games this season. Fifteen of the Tigers' 19 wins during the streak have been by at least 16 points.

» During Bruce Pearl's tenure at Auburn, the Tigers have posted a 30-3 (.909) home record against nonconference opponents.

**HOMECOURT ADVANTAGE**

» Auburn is 21-1 at Auburn Arena since the start of last season. The Tigers' lone home loss over that period was by one point, 81-80, to Texas A&M last season. During that span, Auburn is outscoring its opponents by 21.4 points per game (89.0-67.6) at home. The Tigers have reached the 80-point plateau in 17 of those 22 games and have scored at least 76 points in all but one game. Auburn is averaging 11.2 made 3-pointers per game in that span. Also, the Tigers have forced 376 turnovers, an average of 17.1 per game.

**AUBURN ARENA SELLOUTS**

» There have been 23 sellouts in Auburn Arena, which is in its ninth season. Under Bruce Pearl, Auburn has had 18 sellouts in four years (65 games) compared to only five in the 72 games prior to Pearl's arrival in 2014-15. The Tigers have won nine straight games played in front of a sold-out crowd at Auburn Arena.

**Auburn Arena Sellouts**

Date	Opponent	Att.	Score
11-12-10	UNC Asheville	9,121	L, 70-69 (OT)
1-22-11	Alabama	9,121	L, 68-58
2-12-11	Mississippi State	9,121	W, 65-62
1-11-12	Kentucky (#2)	9,121	L, 68-53
1-19-13	Kentucky	9,121	L, 75-53
1-16-15	South Carolina	9,121	W, 71-68
2-7-15	Ole Miss	9,121	L, 86-79
2-17-15	Alabama	9,121	L, 79-68
3-7-15	Georgia	9,121	L, 64-61
11-13-15	UAB	9,121	W, 75-74
1-16-16	Kentucky (#14/13)	9,121	W, 75-70
1-19-16	Alabama	9,121	W, 83-77
12-29-16	Georgia	9,121	L, 96-84
1-7-17	Ole Miss	9,121	L, 88-85
1-21-17	Alabama	9,121	W, 84-64
1-9-18	Ole Miss	9,121	W, 85-70
1-20-18	Georgia	9,121	W, 79-65
1-27-18	LSU	9,121	W, 95-70
2-3-18	Vanderbilt	9,121	W, 93-81
2-14-18	Kentucky	9,121	W, 76-66
2-21-18	Alabama	9,121	W, 90-71
3-3-18	South Carolina	9,121	W, 79-70
11-9-18	Washington (#25)	9,121	W, 88-66

**TOP-10 CLASS**

On the heels of a 26-win season that included a Southeastern Conference championship and a berth in the NCAA Tournament, head coach Bruce Pearl and the Auburn basketball team have inked a top-10 recruiting class that includes five four-star prospects.

"What jumps out to me about this class is the character, toughness, hunger, not entitled and wanting to continue to make history at Auburn. I think all five of these guys have a chance to be great Auburn men."  
- Coach Pearl

**2019 CLASS**

Player	Pos.	Ht.	Hometown
Babtunde Akingbola	C	6-8	Powder Springs, Ga.
Allen Flanigan	G/F	6-5	Little Rock, Ark.
Tyrell Jones	G	6-1	Chicago, Ill.
Isaac Okoro	F	6-6	Powder Springs, Ga.
Jaylin Williams	F	6-7	Nahunta, Ga.

**Babtunde Akingbola  
6-8, 220, C**

ESPN - 3 star, #15 in Georgia, #52 PF  
Rivals - 4 star  
247 Sports - 3 star, #15 in Georgia, #47 C

- Had 70 reb and 27 blk in Nike EYBL circuit
- 6.0 pts, 6.1 reb, 3.0 blk, 1.1 apg as junior at McEachern HS
- Led team to third-place finish at the 45th annual City of Palms Classic

**Allen Flanigan  
6-5, 200, G/F**

ESPN - 4 star, #1 in Arkansas, #33 SF  
Rivals - 3 star  
247 Sports - 3 star, #3 in Arkansas, #63 SF

- Son of Auburn legend and current assistant coach Wes Flanigan
- 13.0 ppg, 6.5 rpg, 2.9 spg as a junior at Parkview Magnet HS
- As a junior, averaged 13.0 points, 6.5 rebounds and 2.9 assists per game while playing for his grandfather, Alfred Flanigan

**Tyrell Jones  
6-1, 170, G**

ESPN - 4 star, #92 overall, #8 in Florida, #13 PG  
Rivals - 4 star, #105 overall, #16 PG  
247 Sports - 4 star, #88 overall, #13 in Florida

- 17.2 ppg, 3.0 apg, 3.0 rpg, 2.2 spg as a junior at West Oaks Academy in Orlando, Fla.
- Secured 11 games in double figures as a junior
- Hit a school record 12 3s in one game

**Isaac Okoro  
6-6, 215, F**

ESPN - 4 star, #44 overall, #2 in Georgia, #7 SF  
Rivals - 4 star, #32 overall, #5 SF  
247 Sports - 4 star, #38 overall, #2 in Georgia, #7 SF

- Gold Medalist for USA U17 World Cup Team
- 20.3 ppg, 6.4 rpg as a junior for McEachern HS
- In three seasons, led the team to an 81-8 record that includes three state tournament appearances.

**Jaylin Williams  
6-7, 215, F**

ESPN - 4 star, #6 in Georgia, #35 SF  
Rivals - 4 star, #95 overall, #22 PF  
247 Sports - 4 star, #6 in Georgia, #21 PF

- First Team All-State selection as a junior
- Had consecutive games where he scored 44 points, followed by a 51-point, 10-rebound, 6-block outing
- Averaged 11.9 points, 4.9 rebounds and 1.9 assists while shooting 63 percent from the floor last summer

## 2018-19 GAME LEADERS

### Led Team in Scoring

Bryce Brown	4
Jared Harper	3
Chuma Okeke	2
J'Von McCormick	1
Anfernee McLemore	1
Austin Wiley	1

### Led Team in Rebounding

Chuma Okeke	6
Austin Wiley	3
Samir Doughty	1
Malik Dunbar	1
Anfernee McLemore	1
Horace Spencer	1

### Led Team in Assists

Jared Harper	11
Chuma Okeke	1

### Led Team in Steals

Samir Doughty	4
Malik Dunbar	3
J'Von McCormick	3
Chuma Okeke	3
Jared Harper	2
Anfernee McLemore	2
Danjel Purifoy	1

### Led Team in Blocks

Austin Wiley	7
Anfernee McLemore	4
Chuma Okeke	2
Malik Dunbar	1

(includes ties)

### NBA SETTING UP CAMP IN AUBURN

» Head coach Bruce Pearl brought the first-ever Pro Day to Auburn last year. The Tigers completed their second consecutive session in front of NBA scouts and executives in October.

» Between the two one-day events, 59 scouts came to watch Auburn's players go through drills and scrimmage live to showcase their talents.

» More recently, the Tigers hosted 21 NBA scouts to Auburn Arena for the top-25 battle with Washington.

### WATCH LIST SZN

» Auburn has three players on national award watch lists heading into the 2018-19 season.

» Jared Harper was tabbed to the Bob Cousy Award Watch List, given annually to the nation's top point guard.

» Bryce Brown was selected to the Jerry West Award Watch List, given to the country's best shooting guard.

» Austin Wiley earned a nod on the Kareem Abdul-Jabbar Award Watch List, handed out to the best center in the nation.

» Auburn, Gonzaga and Kansas are the only three programs to have representatives on the three national watch lists.

### WHOLE LOTTA DUBS

» Bruce Pearl led Auburn to its 10th 20-win season all-time in 2017-18. Pearl is the sixth head coach to lead Auburn to a 20-win season.

#### 20-Win Seasons All-Time

Rank	Wins	Year
1.	29	1998-99
2.	<b>26</b>	<b>2017-18</b>
3.	24	2008-09
	24	1999-00
5.	22	2002-03
	22	1985-86
	22	1984-85
8.	20	1983-84
	20	1958-59
	20	1927-28

» Coach Pearl has had 18 seasons of at least 20 wins in 23 seasons as a head coach.

#### Most Wins in Consecutive Seasons All-Time

Rank	Wins	Year
1.	53	1998-99/1999-2000
2.	45	1997-98/1998-99
3.	<b>44</b>	<b>2016-17/2017-18</b>
	44	1984-85/1985-86

### GETTING IT DONE IN THE CLASSROOM

» When head coach Bruce Pearl took the job at Auburn, he made a commitment to make sure his kids focused on their school work.

» In May, Auburn received an Academic Progress Rate Public Recognition Award marking the first time the Tigers have been honored since the award began tracking data in 2004.

» The NCAA annually honors teams earning multiyear Academic Progress Rates in the top 10 percent of all squads in each sport.

» Auburn has three consecutive perfect APR scores of 1,000.

» The Tigers boast 995 multi-year score from 2013-17, the best in program history.

» Auburn has graduated 18 student-athletes in the last four years - the most by any program in the SEC.

### OPENING THE SEASON AT NO. 11

» In the first Associated Press poll of the season, Auburn was tabbed as the 11th-best team in the country. It is the highest the Tigers have been ranked to open a season since 1999.

» Auburn is ranked in the preseason AP Poll for the fifth time in program history. The Tigers opened the 1999-2000 season at No. 4. Before that, Auburn began the 1985-86 and 1986-87 seasons at No. 10 and No. 12, respectively. The Tigers were first ranked in the annual preseason poll prior to the 1975-76 campaign when they were No. 20.

### BACKCOURT VOTED ALL-SEC

» Guards Bryce Brown and Jared Harper were tabbed Preseason Second Team All-SEC by a select panel of both Southeastern Conference and national media members as well as the league's head coaches.

» The Tigers were the only team to have both members of their backcourt voted to the annual all-conference teams.

» After leading Auburn to its third conference title in program history, both players were voted All-SEC. Brown picked up first team honors from the Associated Press and second team laurels from the league coaches. Harper was picked to the second team by both the Associated Press and SEC head coaches.

### 2018-19 PRESEASON SEC MEDIA POLL

» Auburn, coming off the program's third-ever regular-season SEC championship, was picked third in the 2018-19 SEC Preseason Media Poll, which is the Tigers' highest predicted finish since being picked to win the conference prior to the 1999-2000 season.

1. Kentucky
2. Tennessee
3. Auburn
4. Mississippi State
5. Florida
6. LSU
7. Alabama
8. Vanderbilt
9. Missouri
10. Arkansas
11. South Carolina
12. Texas A&M
13. Georgia
14. Ole Miss

### STAT RANKINGS (AS OF 12/20)

	Value	SEC	NCAA
Winning Pct.	.818	3rd	34th
Scoring Offense	83.5	4th	35th
Scoring Defense	63.7	3rd	37th
Scoring Margin	+19.8	1st	10th
Field Goal Pct.	.456	9th	157th
Field Goal Pct. Def.	.406	8th	77th
3-pt. FG Per Game	10.4	1st	19th
3-pt. FG Pct.	.344	9th	180th
3-pt. FG Pct. Def.	.353	10th	245th
Free Throw Pct.	.683	10th	222nd
Free Throw Made	149	10th	188th
Free Throws Att.	218	8th	181st
Rebounds	39.8	5th	52nd
Rebound Margin	+6.2	4th	41st
Off. Rebounds	15.2	1st	4th
Def. Rebounds	24.6	14th	249th
Assists	16.2	5th	50th
Assist/Turnover	1.20	5th	83rd
Turnover Margin	+6.6	1st	2nd
Turnovers Forced	20.1	1st	4th
Blocks	6.3	2nd	6th
Steals	9.5	2nd	10th

#### INDIVIDUAL

##### Assist-to-Turnover Ratio

Jared Harper 2.76 4th 54th

##### Assists Per Game

Jared Harper 6.3 3rd 22nd

##### Blocks Per Game

Austin Wiley 2.3 6th 31st

Anfernee McLemore 1.7 12th 80th

##### Free Throw Percentage

Jared Harper .923 1st 14th

##### Offensive Rebounds Per Game

Chuma Okeke 3.0 2nd 56th

Horace Spencer 2.8 5th 86th

##### Points Per Game

Jared Harper 15.7 9th 234th

##### Steals Per Game

Samir Doughty 1.7 4th 140th

##### Three-Pointers Per Game

Bryce Brown 3.0 3rd 62nd

Jared Harper 2.8 4th 87th

##### Total Three-Point FG Made

Bryce Brown 33 3rd 65th

Jared Harper 31 4th 84th

##### Total Assists

Jared Harper 69 2nd 23rd

##### Total Blocks

Austin Wiley 23 6th 39th

Anfernee McLemore 19 9th 74th

##### Total Points

Jared Harper 173 5th 230th

Bryce Brown 170 6th 248th

### WINS/LOSSES

Category	Wins	Losses
Scoring Offense	86.2	71.5
Scoring Defense	60.6	78.0
Scoring Margin	+25.7	-6.5
Field Goal Pct.	.465	.417
Field Goal Pct. Def.	.389	.486
3-pt. FG Per Game	10.9	8.0
3-pt. FG Pct.	.358	.281
3-pt. FG Pct. Def.	.351	.362
Free Throw Pct.	.701	.524
Free Throws Made	15.3	5.5
Rebounds	40.0	39.0
Rebound Margin	+7.3	+1.0
Off. Rebounds	14.9	16.5
Def. Rebounds	25.1	22.5
Assists	16.8	13.5
Assist/Turnover	1.3	0.8
Turnover Margin	+8.0	+0.5
Turnovers Forced	12.7	17.5
Steals	9.6	9.5
Blocks	7.1	2.5

### CURRENT STREAKS

Overall	Lost 1
vs. Unranked	Lost 1
vs. Ranked	Lost 1
Home	Won 8
vs. SEC	Won 3
vs. Non-SEC	Won 19
vs. Ranked	Won 2
vs. Unranked	Won 8
Road	Lost 1
vs. SEC	Lost 3
vs. Non-SEC	Lost 1
vs. Ranked	Won 1
vs. Unranked	Lost 1
Neutral	Won 1
vs. Ranked	Lost 9
vs. Unranked	Won 3

#### CONSECUTIVE GAMES WITH A 3-POINTER

Jared Harper	5
Malik Dunbar	2

#### CONSECUTIVE GAMES WITH 10+ POINTS

Jared Harper	3
--------------	---

### AUBURN IN THE POLLS

Date	AP Poll	Coaches Poll
Preseason	11	12
Nov. 12	9	12
Nov. 19	8	9
Nov. 26	8	10
Dec. 3	8	9
Dec. 10	8	8
Dec. 17	7	7

### AP POLL

Rank	School	Record	Points
1	Kansas (56)	9-0	1,586
2	* Duke (5)	9-1	1,488
3	* Tennessee (2)	8-1	1,464
4	Michigan (1)	11-0	1,442
5	Virginia (1)	9-0	1,400
6	Nevada	11-0	1,319
<b>7</b>	<b>Auburn</b>	<b>9-1</b>	<b>1,156</b>
8	Gonzaga	9-2	1,147
9	North Carolina	8-2	1,126
10	Michigan State	9-2	1,070
11	Florida State	8-1	949
12	Texas Tech	10-0	912
13	Virginia Tech	9-1	838
14	Buffalo	10-0	684
15	Ohio State	9-1	647
16	Wisconsin	9-2	619
17	* Mississippi State	9-1	529
18	Arizona State	8-1	415
19	* Kentucky	8-2	377
20	Marquette	8-2	350
21	Houston	10-0	266
22	Indiana	9-2	226
23	Iowa	8-2	224
24	Furman	12-0	208
T25	Nebraska	9-2	156
T25	Oklahoma	9-1	115
T25	Maryland	9-2	103

Others receiving votes: Oklahoma 115, Maryland 103, Kansas State 90, St. John's 59, Villanova 52, \*NC State 38, Purdue 20, TCU 17, Iowa State 9, Cincinnati 7, Louisville 6, Minnesota 3, \*Florida 3, Belmont 2, San Francisco 2, NJIT 1.

\* - Auburn opponent

### USA TODAY COACHES POLL

Rank	School	Record	Points
1	Kansas (27)	9-0	768
2	* Duke (1)	9-1	709
3	Virginia	9-0	697
4	* Tennessee	8-1	694
5	Michigan (3)	11-0	678
6	Nevada	11-0	617
<b>7</b>	<b>Auburn</b>	<b>9-1</b>	<b>532</b>
8	Michigan State	9-2	502
9	Gonzaga	9-2	497
10	North Carolina	8-2	493
11	Texas Tech	10-0	470
12	Florida State	8-1	452
13	Virginia Tech	9-1	425
14	Ohio State	9-1	341
15	Buffalo	10-0	318
16	* Mississippi State	9-1	272
17	Wisconsin	9-2	232
18	* Kentucky	8-2	198
19	Arizona State	8-1	178
20	Houston	10-0	168
21	Iowa	8-2	115
22	Nebraska	9-2	94
23	Marquette	8-2	91
24	Maryland	9-2	90
25	Furman	12-0	82

Others receiving votes: Indiana 62, Oklahoma 58, St. John's 51, Kansas State 45, Villanova 35, Cincinnati 28, TCU 24, Iowa State 15, \*NC State 13, North Texas 7, UCF 7, Louisville 6, \*Florida 6, Purdue 3, Belmont 2.

\* - Auburn opponent



## AUBURN'S RECORD

Overall	9-2
Home	6-0
Away	1-1
Neutral	2-1
Conference	0-0
Home	0-0
Away	0-0
Non-Conference	9-2
Home	6-0
Away	1-1
Neutral	2-1
Overtime	2-0
Wearing white Auburn uniforms	3-0
Wearing white Tigers uniforms	3-0
Wearing navy uniforms	2-1
Wearing orange uniforms	1-1
Leading at half	9-0
Trailing at half	0-2
Tied at half	0-0
Leading with 5:00 remaining in second half	9-0
Trailing with 5:00 remaining in second half	0-2
Tied with 5:00 remaining in second half	0-0
Has more rebounds than opponent	7-1
Has fewer rebounds than opponent	2-1
Same rebounds as opponent	0-0
Commits more turnovers than opponent	0-1
Causes more turnovers than opponent	9-1
Same turnovers as opponent	0-0
Has more FT attempts than opponent	6-0
Has fewer FT attempts than opponent	2-2
Same FT attempts as opponent	1-0
Shoots 40% or better from field	8-1
Shoots less than 40% from field	1-1
Opponent shoots 40% or better from field	7-2
Opponent shoots less than 40% from field	2-0
Shoots better than opponent	6-0
Opponent shoots better	3-2
Same FG percentage	0-0
Bench outscores opponent's bench	5-2
Opponent's bench outscores Auburn bench	4-0
Same points off the bench	0-0
Auburn scores 100 or more	2-0
Auburn scores between 90-99	1-0
Auburn scores between 80-89	3-0
Auburn scores between 70-79	2-2
Auburn scores between 60-69	1-0
Auburn scores less than 60	0-0
Opponent scores 100 or more	0-0
Opponent scores between 90-99	0-0
Opponent scores between 80-89	0-0
Opponent scores between 70-79	3-2
Opponent scores between 60-69	1-0
Opponent scores less than 60	4-0
On Sunday	0-0
On Monday	1-0
On Tuesday	2-1
On Wednesday	3-1
On Thursday	0-0
On Friday	1-0
On Saturday	2-0
In November	6-1
In December	3-1
In January	0-0
In February	0-0
In March	0-0
Five-plus players score in double-figures	3-0
Four players score in double figures	2-1
Three players score in double figures	1-1
Two players score in double figures	3-0
One player scores in double figures	0-0

## MISCELLANEOUS STATISTICS

Largest margin of victory	51, vs. Mississippi College (11/14/18)
Smallest margin of victory	4, at UAB (OT) (12/15/18)
Largest margin of defeat	8, at NC State (12/19/18)
Smallest margin of defeat	6, vs. Duke (11/20/18)
Biggest rebound margin	+31, vs. Mississippi College (11/14/18)
Biggest rebound deficit	-10, vs. Dayton (12/8/18)
Average margin of victory/defeat	+25.7/-7.0
Largest halftime lead	28, vs. Saint Peter's (11/28/18)
Largest halftime lead blown	-
Largest halftime deficit	8, (2x) last at NC State (12/19/18)
Largest halftime deficit overcome to win	-
Largest overall lead	55, vs. Saint Peter's (2H) (11/28/18)
Largest overall lead blown	1, at NC State (1H) (12/19/18)
Largest overall deficit	17, vs. Duke (1H) (11/20/18)
Largest deficit overcome to win	7, at UAB (2H) (OT) (12/15/18)

## TEAM EXTREMES

Most points scored	103, vs. Mississippi College (11/14/18)
Fewest points scored	67, vs. UNC Asheville (12/4/18)
Most rebounds	66, vs. Mississippi College (11/14/18)
Fewest rebounds	27, vs. Dayton (12/8/18)
Most assists	25, vs. Saint Peter's (11/28/18)
Fewest assists	10 (2x), last at UAB (OT) (12/15/18)
Most turnovers	25, at NC State (12/19/18)
Fewest turnovers	9, vs. Duke (11/20/18)
Most steals	16, vs. Saint Peter's (11/28/18)
Fewest steals	2, at UAB (OT) (12/15/18)
Most blocks	12, vs. UNC Asheville (12/4/18)
Fewest blocks	2 (2x), last vs. Arizona (11/21/18)
Best shooting percentage	.540 (27-50), vs. Arizona (11/21/18)
Worst shooting percentage	.364 (28-77), vs. Duke (11/20/18)
Best 3-pt. percentage	.484 (15-31), vs. Saint Peter's (11/28/18)
Worst 3-pt. percentage	.182 (4-22), at UAB (OT) (12/15/18)
Best FT percentage	.824 (14-17), vs. Dayton (12/8/18)
Worst FT percentage	.500 (7-14), vs. South Alabama (11/6/18)
Most points (1st half)	52, vs. South Alabama (11/6/18)
Fewest points (1st half)	27, at NC State (12/19/18)
Most points (2nd half)	55, vs. Mississippi College (11/14/18)
Fewest points (2nd half)	31, vs. Dayton (12/8/18)
Most points (OT)	12, at UAB (OT) (12/15/18)
Fewest points (OT)	11, vs. Xavier (OT) (11/19/18)

## STARTING LINEUPS

### Record when starting lineup is:

Brown, Doughty, Harper, McLemore, Okeke 9-2

### Record when starts:

Bryce Brown	9-2
Samir Doughty	9-2
Jared Harper	9-2
Anfernee McLemore	9-2
Chuma Okeke	9-2

### AUBURN INDIVIDUAL GAME HIGHS

Points \_\_\_\_\_ 34, Bryce Brown vs. Dayton (12/8/18)  
 \_\_\_\_\_ 31, Jared Harper at UAB (OT) (12/15/18)  
 \_\_\_\_\_ 26, Bryce Brown vs. Xavier (OT) (11/19/18)  
 Field Goals Made \_\_\_\_\_ 10, Bryce Brown vs. Dayton (12/8/18)  
 \_\_\_\_\_ 9, Bryce Brown vs. Xavier (OT) (11/19/18)  
 \_\_\_\_\_ 8, Jared Harper vs. Xavier (OT) (11/19/18)  
 \_\_\_\_\_ 8, Anfernee McLemore vs. Saint Peter's (11/28/18)  
 Field Goal Att. \_\_\_\_\_ 19, Jared Harper vs. Duke (11/20/18)  
 \_\_\_\_\_ 19, Jared Harper at UAB (OT) (12/15/18)  
 \_\_\_\_\_ 18, Bryce Brown vs. Xavier (OT) (11/19/18)  
 \_\_\_\_\_ 18, Bryce Brown vs. Dayton (12/8/18)  
 FG Pct. \_\_\_\_\_ .857 (6-7), Malik Dunbar vs. Arizona (11/21/18)  
 3-Point FG Made \_\_\_\_\_ 6, Jared Harper vs. South Alabama (11/6/18)  
 \_\_\_\_\_ 6, Jared Harper vs. Duke (11/20/18)  
 \_\_\_\_\_ 6, Bryce Brown vs. Dayton (12/8/18)  
 3-Point FG Att. \_\_\_\_\_ 13, Bryce Brown vs. Xavier (OT) (11/19/18)  
 \_\_\_\_\_ 13, Jared Harper vs. Duke (11/20/18)  
 \_\_\_\_\_ 13, Bryce Brown vs. Dayton (12/8/18)  
 3-Pt FG Pct. \_\_\_\_\_ 1.000 (3-3), Chuma Okeke vs. Washington (11/9/18)  
 Free Throws Made \_\_\_\_\_ 15, Jared Harper at UAB (OT) (12/15/18)  
 Free Throw Att. \_\_\_\_\_ 16, Jared Harper at UAB (OT) (12/15/18)  
 FT Pct. \_\_\_\_\_ 1.000 (6-6), Jared Harper vs. Dayton (12/8/18)  
 \_\_\_\_\_ 1.000 (4-4), Samir Doughty vs. Washington (11/9/18)  
 \_\_\_\_\_ 1.000 (4-4), Jared Harper vs. Washington (11/9/18)  
 Rebounds \_\_\_\_\_ 17, Horace Spencer vs. Mississippi College (11/14/18)  
 Assists \_\_\_\_\_ 13, Jared Harper vs. South Alabama (11/6/18)  
 Steals \_\_\_\_\_ 5, Malik Dunbar vs. UNC Asheville (12/4/18)  
 Blocked Shots \_\_\_\_\_ 5, Austin Wiley vs. UNC Asheville (12/4/18)  
 \_\_\_\_\_ 5, Austin Wiley vs. Dayton (12/8/18)  
 Turnovers \_\_\_\_\_ 5, Chuma Okeke vs. South Alabama (11/6/18)  
 \_\_\_\_\_ 5, Jared Harper vs. Xavier (OT) (11/19/18)  
 Fouls \_\_\_\_\_ 5 (3x), last Samir Doughty vs. Duke (11/20/18)  
 Minutes \_\_\_\_\_ 43, Bryce Brown vs. Xavier (OT) (11/19/18)  
 \_\_\_\_\_ 43, Jared Harper vs. Xavier (OT) (11/19/18)  
 \_\_\_\_\_ 41, Jared Harper at UAB (OT) (12/15/18)

### OPPONENT INDIVIDUAL GAME HIGHS

Points \_\_\_\_\_ 25, Rodrick Sikes vs. South Alabama (11/6/18)  
 Field Goals Made \_\_\_\_\_ 8, Rodrick Sikes vs. South Alabama (11/6/18)  
 Field Goal Att. \_\_\_\_\_ 20, RJ Barrett vs. Duke (11/20/18)  
 FG Pct. \_\_\_\_\_ .778 (7-9), Jaylen Nowell vs. Washington (11/9/18)  
 3-Point FG Made \_\_\_\_\_ 5, Rodrick Sikes vs. South Alabama (11/6/18)  
 3-Point FG Att. \_\_\_\_\_ 12, Rodrick Sikes vs. South Alabama (11/6/18)  
 3-Pt FG Pct. \_\_\_\_\_ 1.000 (2-2), Jaylen Nowell vs. Washington (11/9/18)  
 Free Throws Made \_\_\_\_\_ 7, Nahziah Carter vs. Washington (11/9/18)  
 Free Throw Att. \_\_\_\_\_ 9, Nahziah Carter vs. Washington (11/9/18)  
 FT Pct. \_\_\_\_\_ 1.000 (4-4), Rodrick Sikes vs. South Alabama (11/6/18)  
 \_\_\_\_\_ 1.000 (4-4), Zach Jones vs. Mississippi College (11/14/18)  
 \_\_\_\_\_ 1.000 (6-6), Quentin Goodin vs. Xavier (OT) (11/19/18)  
 \_\_\_\_\_ 1.000 (6-6), Cam Reddish vs. Duke (11/20/18)  
 \_\_\_\_\_ 1.000 (4-4), Davauhnte Turner vs. Saint Peter's (11/28/18)  
 Rebounds \_\_\_\_\_ 10, Brandon Boston vs. Mississippi College (11/14/18)  
 \_\_\_\_\_ 10, Zack Bryant at UAB (OT) (12/15/18)  
 Assists \_\_\_\_\_ 6, Quentin Goodin vs. Xavier (OT) (11/19/18)  
 \_\_\_\_\_ 6, Tre Jones vs. Duke (11/20/18)  
 \_\_\_\_\_ 6, Dallas Watson vs. Saint Peter's (11/28/18)  
 Steals \_\_\_\_\_ 3, Paul Scruggs vs. Xavier (OT) (11/19/18)  
 \_\_\_\_\_ 3, Klay Brown vs. Saint Peter's (11/28/18)  
 \_\_\_\_\_ 3, Davauhnte Turner vs. Saint Peter's (11/28/18)  
 \_\_\_\_\_ 3, Zack Bryant at UAB (OT) (12/15/18)  
 \_\_\_\_\_ 3, Jalen Perry at UAB (OT) (12/15/18)  
 Blocked Shots \_\_\_\_\_ 7, Marques Bolden vs. Duke (11/20/18)  
 Turnovers \_\_\_\_\_ 9, DeVon Baker vs. UNC Asheville (12/4/18)  
 \_\_\_\_\_ 8, Dyllan Taylor vs. Mississippi College (11/14/18)  
 Fouls \_\_\_\_\_ 5 (3x), last Jeremiah Bell at UAB (OT) (12/15/18)  
 Minutes \_\_\_\_\_ 43, Quentin Goodin vs. Xavier (OT) (11/19/18)  
 \_\_\_\_\_ 42, Jalen Perry at UAB (OT) (12/15/18)

### THE LAST TIME - TEAM

Defeated a ranked team at home \_\_\_\_\_ vs. #25 vs. Washington (11/9/18)  
 Defeated a ranked team on the road \_\_\_\_\_ at #23 Tennessee (1/2/18)  
 Defeated a top-10 team at home \_\_\_\_\_ vs. #9 Alabama (1/18/03)  
 Defeated a top-10 team on the road \_\_\_\_\_ at #8 Arkansas (1/23/93)  
 Won in overtime \_\_\_\_\_ at UAB, 75-71 (OT) (12/15/18)  
 Lost in overtime \_\_\_\_\_ vs. Missouri (SECT), 86-83 (OT) (3/8/17)  
 Won in double overtime \_\_\_\_\_ vs. Xavier, 89-88 (2OT) (12/20/14)  
 Lost in double overtime \_\_\_\_\_ at Arkansas, 88-80 (2OT) (1/16/13)  
 Played back-to-back overtime games \_\_\_\_\_ vs. Ole Miss, W 69-68 (2OT) (1/14/12)  
 \_\_\_\_\_ at LSU, L 65-58 (OT) (1/17/12)  
 Played at least three overtimes \_\_\_\_\_ vs. Georgia (SECT) (4OT) (3/1/79)  
 Shot 70% for a half \_\_\_\_\_ 74.1% (20-27) vs. Arkansas-Pine Bluff (12/30/13)  
 Shot 70% for a half (SEC) \_\_\_\_\_ 72.7% (16-22) at Ole Miss (2/22/03)  
 Shot 60% for a game \_\_\_\_\_ 61.8% (42-68) vs. Winthrop (11/24/17)  
 Shot 60% for a game (SEC) \_\_\_\_\_ 61.1% (33-54) at Arkansas (2/17/16)  
 Shot less than 30% for game \_\_\_\_\_ 25.8% (17-66) vs. Clemson (3/18/18)  
 Shot 100% from the FT line \_\_\_\_\_ 100% (6-6) vs. Long Beach State (12/23/11)  
 Shot 60% from 3-point line \_\_\_\_\_ 65.4% (17-26) vs. Vanderbilt (2/3/18)  
 Shot less than 30% in half \_\_\_\_\_ 18.2% (6-33) vs. Clemson (1st) (3/18/18)  
 Shot less than 20% in half \_\_\_\_\_ 18.2% (6-33) vs. Clemson (1st) (3/18/18)  
 Shot less than 10% in a half \_\_\_\_\_ 8.3% (2-24) vs. LSU (1st) (1/8/11)  
 Attempted 50 free throws \_\_\_\_\_ 52 vs. Vanderbilt (2/6/54)  
 Attempted 40 free throws \_\_\_\_\_ 42 vs. Alabama (1/21/17)  
 Attempted 30 free throws in half \_\_\_\_\_ 30 vs. Georgia (2nd) (2/24/16)  
 Made 30 free throws \_\_\_\_\_ 31 at Arkansas (2/27/18)  
 Made 30 free throws (SEC) \_\_\_\_\_ 31 at Arkansas (2/27/18)  
 Made at least 10 3-point field goals \_\_\_\_\_ 12 vs. Dayton (12/8/18)  
 Failed to make 3-point field goal \_\_\_\_\_ vs. Kentucky (0-15) (1/19/13)  
 Had at least 50 rebounds \_\_\_\_\_ 66 vs. Mississippi College (11/14/18)  
 Had less than 20 rebounds \_\_\_\_\_ 19 vs. Presbyterian (12/18/10)  
 Had 25 assists \_\_\_\_\_ 25 vs. Saint Peter's (11/28/18)  
 Had at least 15 steals \_\_\_\_\_ 16 vs. Saint Peter's (11/28/18)  
 Had at least 10 blocks \_\_\_\_\_ 12 vs. UNC Asheville (12/4/18)  
 Had at least 15 blocks \_\_\_\_\_ 17 vs. Nicholls State (11/25/11)  
 Had at least 25 lead changes \_\_\_\_\_ 27 at Arkansas (1/16/13)  
 Scored 50 points in a half \_\_\_\_\_ 51 vs. Dayton (1st) (12/8/18)  
 Scored 50 points in a half (SEC) \_\_\_\_\_ 50 vs. Alabama (2nd) (2/21/18)  
 Scored 60 points in a half \_\_\_\_\_ 61 vs. Winthrop (2nd) (11/24/17)  
 Scored 60 points in a half (SEC) \_\_\_\_\_ 64 at Tennessee (2/15/06)  
 Scored 70 points in a half \_\_\_\_\_ 72 vs. Northwestern State (2nd) (11/27/15)  
 Scored 100 points \_\_\_\_\_ 103 vs. Mississippi College (11/14/18)  
 Scored 100 points (SEC) \_\_\_\_\_ 102 vs. Alabama (2/13/99)  
 Scored under 20 points in 1st half \_\_\_\_\_ 19 vs. Clemson (1st) (3/18/18)  
 Scored under 20 points in 2nd half \_\_\_\_\_ 14 vs. Tulsa (11/24/14)  
 Scored under 10 points in a half \_\_\_\_\_ 6 vs. LSU (1st) (1/8/11)  
 Scored 35 or under points in a game \_\_\_\_\_ 35 vs. Tulsa (11/24/14)  
 Scored under 50 points in game \_\_\_\_\_ 45 at Tennessee (2/9/16)  
 Scored under 50 points in game (SEC) \_\_\_\_\_ 45 at Tennessee (2/9/16)

## THE LAST TIME - INDIVIDUAL

Scored at least 30 points	Jared Harper (31) at UAB (OT) (12/15/18)
Scored at least 35 points	Toney Douglas (38) vs. Nicholls State (11/24/04)
Scored at least 40 points	Wesley Person (44) vs. UAB (12/16/93)
Had two players with at least 20 points	Bryce Brown (34) and Jared Harper (20) vs. Dayton (12/8/18)
Had three players with at least 20 points	KT Harrell (24), Tahj Shamsid-Deen (21) & Cinmeon Bowers (20) vs. Louisiana (11/21/14)
Scored 20 points in a half	Bryce Brown (22, 1st) vs. Dayton (12/8/18)
Scored 20 points in 1st half	Bryce Brown (22) vs. Dayton (12/8/18)
Scored 20 points in 2nd half	Bryce Brown (25) vs. Georgia (1/20/18)
Scored 25 points in a half	Bryce Brown (25, 2nd) vs. Georgia (1/20/18)
Had two players with 25 points	Bryce Brown (26) and Jared Harper (25) vs. Xavier (OT) (11/19/18)
Had two players with 25 points (SEC)	Chris Denson (30) & KT Harrell (26) vs. Mississippi State (2/14/14)
A player had back-to-back 25-point SEC games	Kareem Canty (26) vs. Kentucky (1/16/16); (25) vs. Alabama (1/19/16)
A player had three straight 25-point SEC games	Chris Denson (29) at LSU (2/8/14)
	(26) vs. Kentucky (2/12/14); (30) vs. Mississippi State (2/15/14)
A player had four straight 25-point SEC games	Chris Denson (25) at South Carolina (2/5/14); (29) at LSU (2/8/14);
	(26) vs. Kentucky (2/12/14); (30) vs. Mississippi State (2/15/14)
A player had five straight 25-point SEC games	Keenan Carpenter (44) vs. LSU (1/8/89); (28) vs. Mississippi State (2/11/89)
	(33) at Florida (2/15/89); (32) at Ole Miss (2/18/89); (29) vs. Kentucky (2/20/89)
Zero players scored in double figures	at Vanderbilt (1/7/12)
Only one player scored in double figures	Bryce Brown (18) at Tennessee (2/9/16)
Five players scored in double figures	Bryce Brown (19), Anfernee McLemore (19),
	Austin Wiley (16), Malik Dunbar (14), Chuma Okeke (12) vs. Saint Peter's (11/28/18)
Five players scored in double figures (SEC)	Mustapha Heron (21), Desean Murray (18),
	Bryce Brown (15), Chuma Okeke (14), Jared Harper (11) vs. LSU (1/27/18)
All five starters scored in double figures	Jared Harper (20), Chuma Okeke (20),
	Samir Doughty (14), Bryce Brown (12), Anfernee McLemore (11) vs. South Alabama (11/6/18)
Six players scored in double figures	Austin Wiley (18), Bryce Brown (16), Horace Spencer (14),
	Samir Doughty (13), Jared Harper (10) vs. Mississippi College (11/14/18)
Six players scored in double figures (SEC)	Desean Murray (16), Mustapha Heron (15), Bryce Brown (13),
	Anfernee McLemore (13), Jared Harper (12), Horace Spencer (12) vs. Ole Miss (1/9/18)
Had at least 15 rebounds	Horace Spencer (17) vs. Mississippi College (11/14/18)
Had at least 15 rebounds (SEC)	Cinmeon Bowers (17) vs. Ole Miss (2/20/16)
Had at least 20 rebounds	Kelvin Ardister (20) vs. Tennessee (1/4/89)
Had at least 25 rebounds	Rex Frederick (25) at Ole Miss (1/6/58)
Had at least 20 pts & 20 reb	Kelvin Ardister (22 pts, 20 reb) vs. Tennessee (1/4/89)
Had two players with at least 10 rebounds	Anfernee McLemore (11) and Desean Murray (11) vs. Kentucky (2/14/18)
Had at least three players with 10 rebounds	Korvotney Barber (13), Quantez Robertson (10) and Lucas Hargrove (10) at Virginia (12/20/08)
Had a double-double	Horace Spencer (14 pts, 17 reb) vs. Mississippi College (11/14/18)
Had two straight double-doubles	Chuma Okeke (16 pts, 10 reb) vs. Alabama (2/21/18); (12 pts, 10 reb) at Florida (2/24/18)
Had three straight double-doubles	Cinmeon Bowers (12 pts, 15 reb) vs. Vanderbilt (2/13/16);
	(14 pts, 10 reb) at Arkansas (2/17/16); (11 pts, 18 reb) vs. Ole Miss (2/20/16)
Had four straight double-doubles	Cinmeon Bowers (19 pts, 19 reb) vs. Middle Tennessee (12/12/15); (13 pts, 12 reb) vs. Mercer (12/15/15);
	(12 pts, 11 reb) at Xavier (12/19/15); (12 pts, 12 reb) vs. New Mexico (12/22/15)
Had five straight double-doubles	Jeff Moore (26 pts, 11 reb) vs. Ole Miss (3/2/88); (20 pts, 11 reb) at LSU (3/5/88);
	(22 pts, 11 reb) vs. Georgia (3/11/88); (13 pts, 13 reb) vs. Bradley (3/17/88); (22 pts, 11 reb) vs. Oklahoma (3/19/88)
Had two players with a double-double	Tyler Harris (20 pts, 11 reb) and Cinmeon Bowers (13 pts, 12 ast) vs. Mercer (12/15/15)
Had a double-double with points and assists	Jared Harper (20 pts, 13 ast) vs. South Alabama (11/6/18)
Had a triple-double	Kenny Gabriel (24 pts, 13 reb, 10 blk) vs. Bethune-Cookman (1/2/12)
Had 10 assists	Jared Harper (13) vs. South Alabama (11/6/18)
Had two players with at least five blocks	Rob Chubb (5) and Willy Kouassi (5) vs. Nicholls State (11/25/11)
Had 10 blocks	Kenny Gabriel (10) vs. Bethune-Cookman (1/2/12)
Had five steals	Malik Dunbar (5) vs. UNC Asheville (12/4/18)
Had five steals (SEC)	Antoine Mason (5) at LSU (2/6/15)
Made 25 straight free throws	Danjel Purifoy (27) (11/23/16-12/18/16)
Hit buzzer-beater shot to win a game	T.J. Dunans vs. Mercer (3-pt FG, 76-74) (12/18/16)
Played more than 40 minutes	Jared Harper (41) at UAB (OT) (12/15/18)











1

**JARED HARPER**

6-0 • 175

Jr. • G

Mableton, Ga.  
(Pebblebrook HS)



**2017-18 (Sophomore):** Named Second Team All-SEC by the Associated Press and the conference coaches ... selected to the United State Basketball Writers Association All-District IV team ... tabbed to the SEC Community Service Team ... averaged 13.2 points, 5.4 assists, 2.4 rebounds and 1.2 steals per game in 30.5 minutes per game ... started all 34 games as the floor general ... ranked third on the team with 27 games in double figures ... made team-best 74 of 86 free throws with under 4 minutes to go ... knocked down 166 free throws, the 4th-most in single-season program history ... became 1 of only 2 players (KT Harrell) to be in Auburn's top 10 for single-season free throws and also made at least 50 3s in the same season ... was fifth in the SEC by shooting 82% from the charity stripe ... ranked in the top 5 in the SEC and top 50 nationally in assists per game (5.4) and assist-to-turnover ratio (2.57) ... produced the most games of 7+ assists by any player in the SEC with 15 such instances ... the Tigers scored a total of 481 points off assists from Harper (333 from downtown, 148 inside the arc) ... tied with Gerald White (1984-85) for 4th in the Auburn record books with 185 assists ... racked up 14 assists against Vanderbilt, which was 1 off the school record held by Eddie Johnson (1976) ... finished with 14 points and 14 assists to become the first player to record a double-double in points and assists since Kareem Canty (2015) ... scored in double figures in 17 of 18 SEC games (team-best) ... reached the 20-point plateau 5 times, including a career-best 24 at Georgia ... 4 of 5 20-point games came in league play ... led team with 40 steals ... guided the team in assists in 27 games, steals in 13 contests and scoring in 6 tilts ... averaged 15.2 points, 5.9 assists, 2.2 rebounds and 1.4 steals in SEC play ... played over 20 minutes in all but 1 contest ... knocked down a career-high 5 buckets from behind the arc to highlight a 21-point outing, including 18 in the second half, at Missouri ... declared for the NBA Draft without the intention of hiring an agent on April 6.

**HIGH SCHOOL AND PERSONAL DATA:** Consensus four-star signee ... ranked No. 54 overall by Rivals ... two-time first-team All-State ... averaged 27 points, 10.1 assists, 5.7 rebounds and 3.7 steals in leading Pebblebrook to a 23-10 record as a senior in 2015-16 under coach George Washington ... he shot 49 percent from the floor and 48.9 percent (85-of-174) from 3-point range ... in back-to-back seasons, led Pebblebrook to the Class 6A state championship game ... selected to the American Family Insurance High School Slam Dunk and 3-Point Championships in Pearland, Texas ... rated as a consensus four-star by ESPN, 247Sports, Rivals and Scout ... he had 24 points at halftime and scored 12 in the third quarter of the game named the MVP of the prestigious Peach Jam in 2015, leading his Georgia Stars AAU team to the championship with a game-high 34 points, eight assists and four rebounds in a 104-77 win over the St. Louis Eagles ... averaged 21 points and seven assists as a junior leading Pebblebrook to a school record wins with a 27-6 record in 2014-15 ... led the Georgia Stars to an 8-0 record in a Las Vegas tournament in July 2015 and as the Stars finished ranked No. 1 in the country ... an honors student, finished high school with a 3.7 GPA ... full name is Jared Lamar Harper ... son of Patrick and Erica Harper ... studying in Harbert College of Business ... signed national letter of intent on Nov. 12, 2015.

**HARPER'S MISCELLANEOUS STATS**

	2016-17	2017-18	2018-19	Career
Games with 10+ Pts	18	27	8	54
Games with 20+ Pts	5	5	5	15
Games 5+ 3s	3	1	2	6
Games with 5+ Reb	2	4	4	10
Games with 10+ Reb	0	0	0	0
Games with 5+ Ast	5	20	9	34
Games with 10+ Ast	0	2	1	3
Games with 5+ Blk	0	0	0	0
Games with 5+ Stl	0	0	0	0
Double-Doubles	0	2	1	3

**MEASURABLES AND BAM TESTING RESULTS**

Wingspan	64.5"
Reach	7'10.5"
Hand	8.5"
Vertical Jump	34"
Approach Vertical	42.5"
3/4 Court Sprint	3.151
Reaction Shuttle	3.018
Lane Agility Drill	10.600
185 lb Bench	7

**CAREER HIGHS**

Points	31 at UAB (12/15/18)
Rebounds	6 (3x) last vs. Xavier (11/19/18)
Field Goals	9 vs. Xavier (11/19/18)
Field Goals Att.	19 (2x) last at UAB (12/15/18)
3-Pt. Field Goals	6 (2x) last vs. Duke (11/20/18)
3-Pt. Field Goals Att.	10 (2x) last vs. Duke (11/20/18)
Free Throws	15 at UAB (12/15/18)
Free Throws Att.	17 vs. Ole Miss (1/7/17)
Assists	14 vs. Vanderbilt (2/3/18)
Steals	4 (3x) last vs. Alabama (2/21/18)
Blocks	1 (4x) last vs. Ole Miss (1/9/18)
Minutes	43 vs. Xavier (11/19/18)

**2018-19 HARPER GAME-BY-GAME**

Opp.	Start	Min.	FG-A	3FG-A	FT-A	O-D-T	PF	A	TO	BLK	STL	PTS
S. Alabama	*	30	7-13	6-10	0-0	0-5-5	2	13	1	0	2	20
Washington	*	32	3-12	3-6	4-4	1-4-5	1	5	2	0	0	13
Miss. Col.	*	21	5-8	2-5	0-0	0-2-2	0	4	0	0	1	14
Xavier	*	43	9-17	3-9	4-6	1-5-6	3	8	5	0	3	25
Duke	*	38	7-19	6-10	2-2	0-0-0	0	6	2	0	0	22
Arizona	*	36	1-7	0-5	2-2	0-5-5	1	5	2	0	0	4
St. Peter's	*	27	2-8	2-6	0-0	0-1-1	1	8	3	0	3	6
UNCA	*	30	2-6	2-5	3-3	0-1-1	1	5	4	0	0	9
Dayton	*	35	5-11	4-7	6-6	0-3-3	1	7	1	0	2	20
UAB	*	41	7-19	2-6	15-16	0-4-4	2	3	1	0	0	31
NC State	*	37	5-16	1-5	0-0	1-3-4	3	5	4	0	0	11
Murray St.												
North Fla.												
Ole Miss												
Georgia												
Texas A&M												
Kentucky												
S. Carolina												
Miss. St.												
Missouri												
Alabama												
Florida												
LSU												
Ole Miss												
Vanderbilt												
Arkansas												
Kentucky												
Georgia												
Miss. St.												
Alabama												
Tennessee												

**HARPER'S CAREER STATISTICS**

Year	GP-GS	Min-Avg	FG-FGA	Pct	3FG-A	Pct	FT-FTA	Pct	Off-Def-Tot--Avg	PF-FO	Ast	TO	Blk	Stl	Pts	Avg
2016-17	32-30	774-24.2	104-270	.385	54-157	.344	103-146	.705	10-52-62--1.9	57-1	95	49	2	37	365	11.4
2017-18	34-34	1038-30.5	111-308	.360	61-172	.355	166-202	.822	14-68-82--2.4	63-2	185	72	1	40	449	13.2
2018-19	11-11	370-33.6	53-136	.390	31-74	.419	36-39	.923	3-33-36--3.3	15-0	69	25	0	11	173	15.7
<b>TOTAL</b>	<b>77-75</b>	<b>2182-28.3</b>	<b>268-714</b>	<b>.375</b>	<b>146-403</b>	<b>.362</b>	<b>305-387</b>	<b>.788</b>	<b>27-153-180--2.3</b>	<b>135-3</b>	<b>349</b>	<b>146</b>	<b>3</b>	<b>88</b>	<b>987</b>	<b>12.8</b>



3

**DANJEL PURIFOY**

6-7 • 230

Jr. • F

Centreville, Ala.

(Hargrave Military Academy)



**2016-17 (Redshirt Freshman):** Averaged 11.5 points, 4.7 rebounds, 1.8 assists and 1.4 steals in 28.7 minutes per game ... played in 29 games, starting 25 ... shot 39.8 percent from the field, 36.9 percent from 3-point range and 87.9 percent from the foul line ... in the SEC rankings, ranked sixth in free throw pct., sixth in 3-point field goals made (2.0), eighth in 3-point field goal pct. and ninth in steals ... made 27 straight free throws to tie the Auburn record with Frankie Sullivan in 2009-10 ... he and Mustapha Heron were the first Auburn freshmen to score in double figures in their first five college games since Wesley Person in 1990-91 ... scored a career-high 27 points (4-of-7 3s) vs. Boston College in the UnderArmour Reunion in New York's Madison Square Garden to go along with 5 rebounds, 2 assists and 2 steals ... 27 points (career-high 5-of-10 3s), 7 rebounds and 3 steals vs. Coastal Carolina ... named to the Cancun Challenge all-tournament team, averaging 16.5 points on 6-of-14 3s ... in Cancun, totaled 22 points (4-of-9 3s), 3 rebounds and 2 steals vs. #17 Purdue ... career-high 15 rebounds in the win at UConn and hit the game-tying 3-pointer with 1:04 left in overtime ... 19 points (17 in the second half) after playing only three first-half minutes vs. Georgia State ... 16 points (4-of-9 3s, including 3-of-4 3s in second half) and four rebounds at UAB ... 16 points (3-of-6 3s), 8 rebounds, 3 assists and 3 steals vs. Eastern Kentucky ... 15 points (3-of-6 3s), 7 rebounds and 2 steals at LSU ... 14 points (4-of-7 3s), 4 rebounds, 2 assists and 2 steals at Alabama after only 14 points combined in the previous four games ... left ankle sprain with 7:12 left in the first half vs. Ole Miss Jan. 7 and missed the next 3 games ... averaged 11.4 points in the final 10 games after averaging 3.5 points in the four games prior after a sprained ankle ... 12 points, 4 rebounds and 3 assists at Georgia ... 13 points vs. Missouri ... at the team's postseason awards banquet, received the Sonny Smith Most Outstanding Teammate Award and the John Mengelt Free Throw Award (.879).

**HIGH SCHOOL AND PERSONAL DATA:** Four-star small forward by ESPN, Rivals, Scout and 247Sports ... ranked ninth among all small forwards and 48th overall by 247Sports ... ranked as the nation's No. 12 small forward and the top player in Alabama by 247 Sports ... averaged 25 points, 11 rebounds, five blocks and 20 deflections a game at Hargrave Military Academy under coach A.W. Hamilton in 2014-15 ... averaged 17.7 points and 6.1 rebounds per game at Bibb County as a junior ... full name is Danjel Kevon Purifoy ... son of Waukesha Evans ... studying in College of Liberal Arts ... signed national letter of intent on Nov. 12, 2014.

PURIFOY'S MISCELLANEOUS STATS				
	2016-17	2017-18	2018-19	Career
Games with 10+ Pts	17	0	0	17
Games with 20+ Pts	3	0	0	3
Games 5+ 3s	1	0	0	1
Games with 5+ Reb	12	0	0	12
Games with 10+ Reb	1	0	0	1
Games with 5+ Ast	2	0	0	2
Games with 10+ Ast	0	0	0	0
Games with 5+ Blk	0	0	0	0
Games with 5+ Stl	0	0	0	0
Double-Doubles	0	0	0	0

**MEASURABLES AND BAM TESTING RESULTS**

Wingspan	6'10.5"
Reach	8'8"
Hand	10"
Vertical Jump	28.5"
Approach Vertical	38.5"
3/4 Court Sprint	3.324
Reaction Shuttle	3.226
Lane Agility Drill	11.544
185 lb Bench	11

**CAREER HIGHS**

Points	27 (2x) last vs. Boston College (12/12/16)
Rebounds	15 at UConn (12/23/16)
Field Goals	9 vs. Coastal Carolina (12/15/16)
Field Goals Att.	14 (2x) last vs. Coastal Carolina (12/15/16)
3-Pt. Field Goals	5 vs. Coastal Carolina (12/15/16)
3-Pt. Field Goals Att.	10 vs. Coastal Carolina (12/15/16)
Free Throws	8 vs. Georgia State (11/14/16)
Free Throws Att.	10 vs. Georgia State (11/14/16)
Assists	9 vs. USC Upstate (11/29/16)
Steals	3 (6x) last at Texas A&M (2/18/17)
Blocks	1 (5x) last vs. Missouri (3/8/17)
Minutes	39 vs. Missouri (3/8/17)

**2018-19 PURIFOY GAME-BY-GAME**

Opp.	Start	Min.	FG-A	3FG-A	FT-A	O-D-T	PF	A	TO	BLK	STL	PTS
S. Alabama	-dnp-											
Washington	-dnp-											
Miss. Col.	-dnp-											
Xavier	-dnp-											
Duke	-dnp-											
Arizona	-dnp-											
St. Peter's	-dnp-											
UNCA	-dnp-											
Dayton	-dnp-											
UAB		7	1-2	0-1	0-1	1-0-1	0	0	0	0	1	2
NC State		8	0-1	0-1	0-0	1-1-2	1	0	2	0	0	0
Murray St.												
North Fla.												
Ole Miss												
Georgia												
Texas A&M												
Kentucky												
S. Carolina												
Miss. St.												
Missouri												
Alabama												
Florida												
LSU												
Ole Miss												
Vanderbilt												
Arkansas												
Kentucky												
Georgia												
Miss. St.												
Alabama												
Tennessee												

**PURIFOY'S CAREER STATISTICS**

Year	GP-GS	Min-Avg	FG-FGA	Pct	3FG-A	Pct	FT-FTA	Pct	Off-Def-Tot--Avg	PF-FO	Ast	TO	Blk	Stl	Pts	Avg
2016-17	29-25	831-28.7	97-244	.398	59-160	.369	80-91	.879	28-108-136--4.7	65-0	51	45	5	41	333	11.5
2018-19	2-0	15-7.5	1-3	.333	0-2	.000	0-1	.000	2-1-3--1.5	1-0	0	2	0	1	2	1.0
TOTAL	31-25	846-27.3	98-247	.397	59-162	.364	80-92	.870	30-109-139--4.5	66-0	51	47	5	42	335	10.8

4

**MALIK DUNBAR**

6-6 • 230

Sr. • G/F

North Augusta, S.C.

(College of Central Florida)



**2017-18 (Junior):** Averaged 5.4 points, 2.4 rebounds and 0.4 steals per game in 14.1 minutes per game ... played in all 34 games and started 3 ... shot 42% from the floor and 35% from 3-point land ... shot 36% from downtown during SEC action ... averaged 6.9 points and shot 45% from the field during home games ... scored in double figures 3 times ... led the Tigers in steals in 3 games and blocks in 1 contest ... went 23 for 62 from behind the arc in the last 19 games, despite starting the season 4 of 15 ... averaged 10 points and 6.3 rebounds to go along with 48% from the field, including 36% from downtown, as a starter ... buried multiple 3-points 7 times, including 5 during SEC play ... first game as a Tiger was season opener vs. Norfolk State where he scored 7 points in 16 minutes ... racked up 13 points on 6 of 8 shooting against Winthrop ... made first career start and played 25 minutes vs. UAB ... scored 9 points and had 6 rebounds in that game ... went 3 for 3 behind the arc at Murray State ... scored 12 points and had 3 boards vs. UConn ... started at Georgia and scored 7 points to go along with 6 rebounds ... scored a season-high 14 points on 6 of 10 from the floor, including 2 of 5 from downtown, and had 7 rebounds to go along with 2 steals in a start vs. Alabama ... went 4 for 7 from the floor for 11 points in NCAA Tournament action ... named a top-10 JUCO transfer by Jon Rothstein ... Academic Top Tiger.

**HIGH SCHOOL AND PERSONAL DATA:** Was a South Carolina Class 4A first-team all-state selection as a senior at Spring Valley High School in Columbia in 2014-15 ... son of Trika Mobley ... one of five siblings.

DUNBAR'S MISCELLANEOUS STATS			
	2017-18	2018-19	Career
Games with 10+ Pts	3	5	8
Games with 20+ Pts	0	0	0
Games 5+ 3s	0	0	0
Games with 5+ Reb	5	3	8
Games with 10+ Reb	0	0	0
Games with 5+ Ast	0	0	0
Games with 10+ Ast	0	0	0
Games with 5+ Blk	0	0	0
Games with 5+ Stl	0	1	1
Double-Doubles	0	0	0

**MEASURABLES AND BAM TESTING RESULTS**

Wingspan	6'9.25"
Reach	8'6"
Hand	9"
Vertical Jump	31.5"
Approach Vertical	38.5"
3/4 Court Sprint	3.221
Reaction Shuttle	3.009
Lane Agility Drill	12.282
185 lb Bench	13

**CAREER HIGHS**

Points	16 vs. South Alabama (11/6/18)
Rebounds	8 vs. Mississippi College (11/14/18)
Field Goals	7 vs. South Alabama (11/6/18)
Field Goals Att.	13 vs. UConn (12/23/17)
3-Pt. Field Goals	4 vs. Saint Peter's (11/28/18)
3-Pt. Field Goals Att.	7 vs. UConn (12/23/17)
Free Throws	3 vs. Indiana State (11/16/17)
Free Throws Att.	4 (2x) last at Georgia (2/10/18)
Assists	2 (2x) last vs. Mississippi College (11/14/18)
Steals	5 vs. UNC Asheville (12/4/18)
Blocks	3 at Murray State (12/19/17)
Minutes	26 at Georgia (2/10/18)

**2018-19 DUNBAR GAME-BY-GAME**

Opp.	Start	Min.	FG-A	3FG-A	FT-A	O-D-T	PF	A	TO	BLK	STL	PTS
S. Alabama		23	7-11	2-5	0-0	3-2-5	2	0	1	1	0	16
Washington		18	3-5	1-3	1-1	0-4-4	0	0	0	0	0	8
Miss. Col.		21	4-12	0-4	2-2	3-5-8	1	2	2	0	2	10
Xavier		15	1-3	1-2	0-0	1-2-3	2	1	1	0	0	3
Duke		20	2-5	1-3	0-0	0-2-2	5	1	1	1	0	5
Arizona		17	6-7	2-3	1-2	1-3-4	1	0	1	0	1	15
St. Peter's		18	4-9	4-6	2-2	0-3-3	1	1	1	0	2	14
UNCA		25	3-4	2-3	0-2	1-6-7	1	1	2	0	5	8
Dayton		6	0-3	0-3	0-0	0-0-0	0	0	0	0	0	0
UAB		14	2-8	1-4	0-0	0-3-3	2	1	1	1	1	5
NC State		20	5-8	2-5	0-1	1-3-4	4	0	1	0	1	12
Murray St.												
North Fla.												
Ole Miss												
Georgia												
Texas A&M												
Kentucky												
S. Carolina												
Miss. St.												
Missouri												
Alabama												
Florida												
LSU												
Ole Miss												
Vanderbilt												
Arkansas												
Kentucky												
Georgia												
Miss. St.												
Alabama												
Tennessee												

**DUNBAR'S CAREER STATISTICS**

Year	GP-GS	Min-Avg	FG-FGA	Pct	3FG-A	Pct	FT-FTA	Pct	Off-Def-Tot--Avg	PF-FO	Ast	TO	Blk	Stl	Pts	Avg
2017-18	34-3	481-14.1	70-167	.419	27-78	.346	18-31	.581	18-65-83--2.4	65-1	8	27	8	13	185	5.4
2018-19	11-0	197-17.9	37-75	.493	16-41	.390	6-10	.600	10-33-43--3.9	19-1	7	11	3	12	96	8.7
TOTAL	45-3	678-15.1	107-242	.442	43-119	.361	24-41	.585	28-98-126--2.8	84-2	15	38	11	25	281	6.2



5

**CHUMA OKEKE**

6-8 • 230

So. • F

Atlanta, Ga.  
(Westlake HS)



**2017-18 (Freshman):** Averaged 7.5 points, 5.8 rebounds, 1.1 assists and 0.7 blocks per game in 21.6 minutes per game ... played in all 34 games off the bench ... led the team in bench minutes ... finished 4th among SEC freshmen in rebounding with 197 total boards ... averaged 7.6 points, 5.4 rebounds, 1.1 assists and 0.7 blocks in SEC play ... 197 rebounds was the most by an Auburn freshman since Jeff Moore in 1984-85 ... pulled down 4 double-digit rebounding games, including 3 in league action ... racked up 15 games in double figures, ranking fifth on the team ... tied for the team lead by shooting 39% from behind the arc (34-of-87) ... shot over 49% from the field at home ... knocked down multiple 3s in 12 contests, including 8 in SEC play ... selected as 1 of 20 Under-the-Radar Freshmen by Jon Rothstein ... named a top 15 Impact Freshman by Jon Rothstein ... buried 5 or more field goals in games against Dayton, Middle Tennessee, LSU, Vanderbilt, Alabama and Florida ... named the SEC Freshman of the Week (Dec. 4) after averaging 11 points and 8 rebounds per game in Auburn's victories at Dayton and against George Mason ... recorded double-doubles against Alabama (16 pts, 10 reb) and Florida (12 pts, 10 reb) to become the first Auburn player to tally back-to-back double-doubles in consecutive SEC games since Cinmeon Bowers in 2016 ... Academic Top Tiger.

**2017 USA U19 WORLD CUP TEAM:** Invited to the USA Basketball U19 World Cup Training Camp in the Olympic Training Center in Colorado Springs, Colo., along with sophomore Austin Wiley in June 2017 ... made the first cut at the tryouts from 27 to 18.

**HIGH SCHOOL AND PERSONAL DATA:** Consensus four-star prospect ... MaxPreps All-American selection as a senior in 2016-17 ... ranked 44th nationally by Scout, 48th by ESPN, 55th by Rivals, 56th by 247Sports and 61st by ESPN ... as a junior, led Westlake to the 2016 Georgia Class 6A state championship for the first time since 2002 with a 68-58 overtime win over Pebblebrook ... MaxPreps Junior All-America honorable mention selection in 2015-16 ... averaged 24.4 points, 15.0 rebounds, 3.1 assists, 2.4 steals and 1.0 block in only 11.7 minutes per game as a senior in helping Westlake to an 18-11 record overall, 9-1 in the region, under coach Darron Rogers in 2016-17 ... shot 71 percent (137-of-192) from the field, 70.0 percent (14-of-20) from 3-point range and 69.5 percent (132-of-190) from the foul line ... averaged 9.6 offensive rebounds per game ... 35 points and 17 rebounds at the Cancer Research Classic on Jan. 11, 2017 ... 35 points and 24 rebounds in an 89-83 triple overtime loss to Newton in the state playoffs on Feb. 24 ... 36 points, 28 rebounds and 5 assists in 85-76 win over Pebblebrook on Jan. 31 ... 40 points, 20 rebounds and 6 assists in 80-78 overtime win at Pebblebrook on Jan. 13 ... 35 points and 17 rebounds in a 76-73 loss to Gonzaga of Washington, D.C., on Jan. 7 ... 32 points and 18 rebounds in 72-63 victory over Southwest Atlanta Christian on Dec. 3 ... averaged 22.7 points and 7.5 rebounds as a sophomore in 2014-15.

**OKEKE'S MISCELLANEOUS STATS**

	2017-18	2018-19	Career
Games with 10+ Pts	15	6	21
Games with 20+ Pts	0	1	1
Games 5+ 3s	0	0	0
Games with 5+ Reb	22	10	32
Games with 10+ Reb	4	1	5
Games with 5+ Ast	0	2	2
Games with 10+ Ast	0	0	0
Games with 5+ Blk	0	0	0
Games with 5+ Stl	0	0	0
Double-Doubles	3	1	4

**MEASURABLES AND BAM TESTING RESULTS**

Wingspan	7'0"
Reach	8'11.5"
Hand	10"
Vertical Jump	34.5"
Approach Vertical	27"
3/4 Court Sprint	3.354
Reaction Shuttle	3.146
Lane Agility Drill	12.466
185 lb Bench	1

**CAREER HIGHS**

Points	20 vs. South Alabama (11/6/18)
Rebounds	10 (5x) last vs. Washington (11/9/18)
Field Goals	7 (2x) last vs. Washington (11/9/18)
Field Goals Att.	11 (5x) last vs. Washington (11/9/18)
3-Pt. Field Goals	3 (4x) last vs. Washington (11/9/18)
3-Pt. Field Goals Att.	6 (2x) last at NC State (12/19/18)
Free Throws	4 (2x) last vs. Cornell (12/30/17)
Free Throws Att.	6 vs. Cornell (12/30/17)
Assists	5 (2x) last vs. UNC Asheville (12/4/18)
Steals	4 vs. Duke (11/20/18)
Blocks	3 (2x) last vs. South Alabama (11/6/18)
Minutes	34 (2x) last at UAB (12/15/18)

**2018-19 OKEKE GAME-BY-GAME**

Opp.	Start	Min.	FG-A	3FG-A	FT-A	O-D-T	PF	A	TO	BLK	STL	PTS
S. Alabama	*	30	7-11	3-5	3-3	6-3-9	1	5	5	3	3	20
Washington	*	28	7-11	3-3	2-2	6-4-10	3	2	2	2	1	19
Miss. Col.	*	18	1-3	1-3	0-0	0-7-7	0	2	0	1	0	3
Xavier	*	29	5-9	1-5	2-3	4-3-7	4	0	0	0	1	13
Duke	*	33	3-10	0-3	0-0	1-5-6	4	3	2	0	4	6
Arizona	*	31	4-7	0-3	2-4	2-4-6	1	2	2	0	0	10
St. Peter's	*	22	5-5	2-2	0-0	4-2-6	0	3	1	2	1	12
UNCA	*	25	2-5	2-3	1-2	3-4-7	1	5	2	2	0	7
Dayton	*	30	1-6	0-2	0-0	2-1-3	1	2	1	2	3	2
UAB	*	34	4-6	0-1	3-4	3-3-6	4	1	3	2	0	11
NC State	*	32	3-8	1-6	0-0	2-4-6	5	2	1	1	3	7
Murray St.												
North Fla.												
Ole Miss												
Georgia												
Texas A&M												
Kentucky												
S. Carolina												
Miss. St.												
Missouri												
Alabama												
Florida												
LSU												
Ole Miss												
Vanderbilt												
Arkansas												
Kentucky												
Georgia												
Miss. St.												
Alabama												
Tennessee												

**OKEKE'S CAREER STATISTICS**

Year	GP-GS	Min-Avg	FG-FGA	Pct	3FG-A	Pct	FT-FTA	Pct	Off-Def-Tot--Avg	PF-FO	Ast	TO	Blk	Stl	Pts	Avg
2017-18	34-0	734-21.6	92-201	.458	34-87	.391	37-55	.673	69-128-197--5.8	66-1	38	27	25	23	255	7.5
2018-19	11-11	312-28.4	42-81	.519	13-36	.361	13-18	.722	33-40-73--6.6	24-1	27	19	15	16	110	10.0
TOTAL	45-11	1046-23.2	134-282	.475	47-123	.382	50-73	.685	102-168-270--6.0	90-2	65	46	40	39	365	8.1

10

**SAMIR DOUGHTY**

6-4 • 195

Jr. • G

Philadelphia, Pa.  
(VCU)



**2017-18 (Sophomore):** Sat out the season after transferring from VCU on June 27, 2017 ... will have two years of eligibility remaining beginning in the 2018-19 season ... brings experience, versatility and the ability to make his teammates better as a playmaker and slasher ... can play several positions on the floor.

**2016-17 (Redshirt Freshman at VCU):** Averaged 9.0 points, 3.6 rebounds, 2.1 assists and 0.9 steals in 23.1 minutes per game ... played in 35 games, starting 15 as VCU reached the NCAA Tournament, losing to Saint Mary's in the first round ... was the Rams' fourth-leading scorer ... averaged the most points by a VCU freshman since Shawn Hampton in 1998-99 ... shot 40.9 percent from the floor, 28.4 percent from 3-point range and 76.6 percent from the foul line ... shot 34.5 percent (19-of-55) from 3-point range for the final 21 games of the season since Jan. 4 after opening the year 4-of-26 from behind the arc ... career-high 23 points with nine assists and seven rebounds at Duquesne ... just missed a triple-double with 10 points, 10 assists and eight rebounds vs. Saint Joseph's ... 17 points in the Atlantic 10 Conference Tournament vs. Richmond ... 9 points vs. Saint Mary's in the NCAA Tournament ... went 4-0 as VCU toured Spain from Aug. 12-22 in Madrid, Toledo, Valencia and Barcelona.

**2017-18 (Freshman at VCU):** Redshirted at VCU ... originally signed with St. John's.

**HIGH SCHOOL AND PERSONAL DATA:** Averaged 24.9 points, 9.7 rebounds, 4.1 assists and 2.7 steals per game while shooting 59 percent from 2-point range as a senior at Mathematics, Civics & Science Charter in Philadelphia, Pa. ... ranked as the 35th-best point guard nationally by 247 Sports, including sixth-best in Pennsylvania, as a senior ... three-star recruit.

DOUGHTY'S MISCELLANEOUS STATS				
	2016-17	2017-18	2018-19	Career
Games with 10+ Pts	15	0	4	19
Games with 20+ Pts	1	0	0	1
Games 5+ 3s	0	0	0	0
Games with 5+ Reb	9	0	4	13
Games with 10+ Reb	0	0	1	1
Games with 5+ Ast	4	0	2	6
Games with 10+ Ast	1	0	0	1
Games with 5+ Blk	0	0	0	0
Games with 5+ Stl	0	0	0	0
Double-Doubles	1	0	0	1

**MEASURABLES AND BAM TESTING RESULTS**

Wingspan	64.5"
Reach	8'3.5"
Hand	8.25"
Vertical Jump	28.5"
Approach Vertical	34"
3/4 Court Sprint	3.305
Reaction Shuttle	3.430
Lane Agility Drill	11.607
185 lb Bench	3

**CAREER HIGHS**

Points	23 at Duquesne (1/4/17)
Rebounds	10 vs. Dayton (12/8/18)
Field Goals	9 at Duquesne (1/4/17)
Field Goals Att.	15 at Duquesne (1/4/17)
3-Pt. Field Goals	2 (11x) last vs. vs. Dayton (12/8/18)
3-Pt. Field Goals Att.	6 at George Washington (2/8/17)
Free Throws	7 vs. St. Joseph's (2/14/17)
Free Throws Att.	8 (2x) last vs. St. Joseph's (2/14/17)
Assists	10 vs. St. Joseph's (2/14/17)
Steals	4 (2x) last vs. Dayton (12/8/18)
Blocks	1 (2x) last vs. George Mason (3/10/17)
Minutes	34 (2x) last vs. Dayton (12/8/18)

**2018-19 DOUGHTY GAME-BY-GAME**

Opp.	Start	Min.	FG-A	3FG-A	FT-A	O-D-T	PF	A	TO	BLK	STL	PTS
S. Alabama	*	19	5-7	2-3	2-2	1-0-1	3	1	2	0	0	14
Washington	*	25	6-9	2-4	4-4	2-2-4	2	4	3	0	4	18
Miss. Col.	*	19	5-11	1-5	2-2	1-4-5	3	2	3	0	3	13
Xavier	*	31	1-6	0-1	0-0	3-0-3	2	2	2	0	2	2
Duke	*	13	0-3	0-0	0-0	2-1-3	5	0	1	0	1	0
Arizona	*	23	3-6	1-2	0-0	1-2-3	3	0	1	0	1	7
St. Peter's	*	26	1-2	0-1	0-0	2-4-6	2	5	1	0	1	2
UNCA	*	25	4-7	2-5	3-4	1-5-6	2	2	2	0	2	13
Dayton	*	34	3-6	2-3	0-0	4-6-10	1	6	1	0	4	8
UAB	*	27	1-4	0-1	2-2	2-4-6	2	2	2	0	0	4
NC State	*	20	3-6	1-3	0-0	1-0-1	1	2	3	0	1	7
Murray St.												
North Fla.												
Ole Miss												
Georgia												
Texas A&M												
Kentucky												
S. Carolina												
Miss. St.												
Missouri												
Alabama												
Florida												
LSU												
Ole Miss												
Vanderbilt												
Arkansas												
Kentucky												
Georgia												
Miss. St.												
Alabama												
Tennessee												

**DOUGHTY'S CAREER STATISTICS**

Year	GP-GS	Min-Avg	FG-FGA	Pct	3FG-A	Pct	FT-FTA	Pct	Off-Def-Tot--Avg	PF-FO	Ast	TO	Blk	Stl	Pts	Avg
2016-17*	35-15	809-23.1	103-252	.409	23-81	.284	85-111	.766	29-98-127--3.6	76-3	75	66	2	33	314	9.0
2018-19	11-11	262-23.8	32-67	.478	11-28	.393	13-14	.929	20-28-48--4.4	26-1	26	21	0	19	88	8.0
TOTAL	46-26	1071-23.3	135-319	.423	34-109	.312	98-125	.784	49-126-175--3.8	102-4	101	87	2	52	402	8.7

12

**J'VON McCORMICK**

6-0 • 175

Jr. • G

New Orleans, La.  
(Lee College)



**2017-18 (Sophomore at Lee):** Averaged 18.5 points, 6.4 assists and 5.3 rebounds in 28 games for the Runnin' Rebels ... started all 28 games ... was the third-highest scorer in the Region XIV Athletic Conference ... had 180 assists - the third-most in the region ... also added 44 steals ... knocked down 127 free throws.

**2016-17 (Freshman at Lee):** Averaged 4.9 points, 2.1 assists and 2.0 rebounds in 31 games for the Runnin' Rebels ... started seven games ... totaled 62 rebounds, including 23 offensive ... racked up 64 assists and contributed 39 steals.

**HIGH SCHOOL AND PERSONAL DATA:** Known for quickness and ability to create off the bounce ... fast guard to push the tempo and guard opposing team's primary ball-handlers ... scored over 2,000 points for Mayde Creek High School (Texas) ... earned the 2016 19-6A Offensive MVP ... was a member of the all-conference team ... earned the newcomer of the year award as a freshman ... played for coach Darius Barnes Jr. and C.O.G Elite ... also played for coach Tim Schumacher and Houston Hoops ... son of Carol McCormick ... has two brothers, Brad and Troy ... enrolled in the Harbert College of Business.

MCCORMICK'S MISCELLANEOUS STATS		
	2018-19	Career
Games with 10+ Pts	1	1
Games with 20+ Pts	0	0
Games 5+ 3s	0	0
Games with 5+ Reb	0	0
Games with 10+ Reb	0	0
Games with 5+ Ast	0	0
Games with 10+ Ast	0	0
Games with 5+ Blk	0	0
Games with 5+ Stl	0	0
Double-Doubles	0	0

**MEASURABLES AND BAM TESTING RESULTS**

Vertical Jump	34"
Approach Vertical	41.5"
3/4 Court Spring	3.091
Reaction Shuttle	3.033
Lane Agility Drill	11.252
185 lb Bench	6

**CAREER HIGHS**

Points	14 at NC State (12/19/18)
Rebounds	4 vs. Mississippi College (11/14/18)
Field Goals	6 at NC State (12/19/18)
Field Goals Att.	7 at NC State (12/19/18)
3-Pt. Field Goals	2 vs. Arizona (11/21/18)
3-Pt. Field Goals Att.	2 (2x) last vs. Arizona (11/21/18)
Free Throws	2 at NC State (12/19/18)
Free Throws Att.	4 (2x) last at NC State (12/19/18)
Assists	3 at NC State (12/19/18)
Steals	3 (2x) at NC State (12/19/18)
Blocks	-
Minutes	22 vs. Mississippi College (11/14/18)

**2018-19 MCCORMICK GAME-BY-GAME**

Opp.	Start	Min.	FG-A	3FG-A	FT-A	O-D-T	PF	A	TO	BLK	STL	PTS
S. Alabama	17	2-5	1-2	0-0	2-0-2	3	2	2	0	2	5	
Washington	8	1-4	0-1	0-0	0-1-1	2	2	0	0	0	2	
Miss. Col.	22	3-5	0-1	1-4	1-3-4	0	1	1	0	3	7	
Xavier	4	0-0	0-0	0-0	0-0-0	0	0	1	0	0	0	
Duke	3	0-0	0-0	0-0	1-0-1	1	2	0	0	0	0	
Arizona	15	2-2	2-2	0-0	0-0-0	2	1	3	0	1	6	
St. Peter's	10	0-0	0-0	0-0	0-0-0	1	1	0	0	0	0	
UNCA	-dnp-											
Dayton	11	1-1	0-0	0-0	0-0-0	0	1	0	0	0	2	
UAB	10	0-0	0-0	0-0	0-0-0	2	1	0	0	0	0	
NC State	17	6-7	0-0	2-4	2-0-2	2	3	1	0	3	14	
Murray St.												
North Fla.												
Ole Miss												
Georgia												
Texas A&M												
Kentucky												
S. Carolina												
Miss. St.												
Missouri												
Alabama												
Florida												
LSU												
Ole Miss												
Vanderbilt												
Arkansas												
Kentucky												
Georgia												
Miss. St.												
Alabama												
Tennessee												

**MCCORMICK'S CAREER STATISTICS**

Year	GP-GS	Min-Avg	FG-FGA	Pct	3FG-A	Pct	FT-FTA	Pct	Off-Def-Tot--Avg	PF-FO	Ast	TO	Blk	Stl	Pts	Avg
2018-19	10-0	117-11.7	15-24	.625	3-6	.500	3-8	.375	6-4-10--1.0	13-0	14	8	0	9	36	3.6
TOTAL	10-0	117-11.7	15-24	.625	3-6	.500	3-8	.375	6-4-10--1.0	13-0	14	8	0	9	36	3.6

20



**MYLES PARKER**

6-8 • 200

Fr. • F

Madison, Ala.

(Madison Academy)

**HIGH SCHOOL AND PERSONAL DATA:** Played high school ball at Madison Academy and Hargrave Military Academy ... was a three-time all-state player and was named the region's player of the year ... helped lead the Mustangs to the Class 4A semifinals after back-to-back 3A titles ... averaged 16.9 points, 6.8 rebounds, 2.5 assists and 1.1 steals during 2016-17 season ... selected for the Alabama-Mississippi All-Star Game ... played for Team Thadd and Team Carroll during AAU circuit ... chose Auburn over UNC Asheville, North Alabama, Presbyterian and Campbell ... son of Marlowe and Jennifer Parker ... has two siblings: Markayla and Makiyah Parker ... enrolled in the College of Liberal Arts.

**CAREER HIGHS**

Points	2 vs. Mississippi College (11/14/18)
Rebounds	-
Field Goals	1 vs. Mississippi College (11/14/18)
Field Goals Att.	2 (3x) last vs. Saint Peter's (11/28/18)
3-Pt. Field Goals	-
3-Pt. Field Goals Att.	1 (4x) last vs. UNC Asheville (12/4/18)
Free Throws	1 vs. South Alabama (11/6/18)
Free Throws Att.	2 vs. South Alabama (11/6/18)
Assists	-
Steals	1 vs. Saint Peter's (11/28/18)
Blocks	-
Minutes	6 vs. UNC Asheville (12/4/18)

**2018-19 PARKER GAME-BY-GAME**

Opp.	Start	Min.	FG-A	3FG-A	FT-A	O-D-T	PF	A	TO	BLK	STL	PTS
S. Alabama		4	0-2	0-1	1-2	0-0-0	0	0	0	0	0	1
Washington		2	0-1	0-1	0-1	0-0-0	0	0	1	0	0	0
Miss. Col.		3	1-2	0-0	0-0	0-0-0	1	0	1	0	0	2
Xavier		-dnp-										
Duke		-dnp-										
Arizona		-dnp-										
St. Peter's		3	0-2	0-1	0-0	0-0-0	0	0	0	0	1	0
UNCA		6	0-1	0-1	0-0	0-0-0	2	0	1	0	0	0
Dayton		-dnp-										
UAB		-dnp-										
NC State		-dnp-										
Murray St.												
North Fla.												
Ole Miss												
Georgia												
Texas A&M												
Kentucky												
S. Carolina												
Miss. St.												
Missouri												
Alabama												
Florida												
LSU												
Ole Miss												
Vanderbilt												
Arkansas												
Kentucky												
Georgia												
Miss. St.												
Alabama												
Tennessee												

**PARKER'S MISCELLANEOUS STATS**


	2018-19	Career
Games with 10+ Pts	0	0
Games with 20+ Pts	0	0
Games 5+ 3s	0	0
Games with 5+ Reb	0	0
Games with 10+ Reb	0	0
Games with 5+ Ast	0	0
Games with 10+ Ast	0	0
Games with 5+ Blk	0	0
Games with 5+ Stl	0	0
Double-Doubles	0	0

**PARKER'S CAREER STATISTICS**

Year	GP-GS	Min-Avg	FG-FGA	Pct	3FG-A	Pct	FT-FTA	Pct	Off-Def-Tot--Avg	PF-FO	Ast	TO	Blk	Stl	Pts	Avg
2018-19	5-0	18-3.6	1-9	.111	0-4	.000	1-3	.333	0-0-0--0.0	4-0	0	3	0	1	3	0.6
TOTAL	5-0	18-3.6	1-9	.111	0-4	.000	1-3	.333	0-0-0--0.0	4-0	0	3	0	1	3	0.6



22



**WILL MACOY**

6-4 • 200

Jr. • G

Birmingham, Ala.  
(Vestavia Hills HS)

**2017-18 (Sophomore):** Averaged 0.2 points and 0.3 rebounds per game in 1.7 minutes per game off the bench ... appeared in 10 games ... grabbed first rebound of the season vs. Indiana State ... scored first point of the campaign on a free throw against UConn ... played a season-high 4 minutes vs. Cornell ... made 4 appearances on the court during SEC play, including a span of 3 straight games vs. Georgia, Missouri and LSU ... buried a free throw and pulled down a rebound in 2 minutes against LSU ... made 2 postseason appearances, including 2 minutes in the NCAA Tournament vs. Clemson ... Academic Top Tiger.

**HIGH SCHOOL AND PERSONAL DATA:** Three-year letterman in basketball at Vestavia Hills High School under coach George Hatchett ... two-time All-Over the Mountain team ... team captain as a senior in 2015-16 ... 2015 Birmingham Fall League MVP, scoring a league record 50 points in the championship game en route to winning the title ... Birmingham Tip-Off Club player of the week in March 2016 ... two-time state champion in the javelin ... Wendy's Heisman School winner and state finalist in 2015 ... in the National Honor Society, Student Government Association and the Relay for Life committee ... full name is Will Macoy ... son of Coy and Adrienne Macoy ... his father ran cross country and track at Georgia Tech while his mother ran cross country and track at UAB ... older brother, Mac, is a junior at Florida in 2016-17 who runs cross country and track ... younger brother, Hollis, a sophomore on the Vestavia Hills basketball team ... studying in Ginn College of Engineering.

**CAREER HIGHS**

Points	8 vs. Coastal Carolina (12/15/16)
Rebounds	1 (3x) last vs. Cornell (12/30/17)
Field Goals	3 vs. Coastal Carolina (12/15/16)
Field Goals Att.	5 vs. Coastal Carolina (12/15/16)
3-Pt. Field Goals	2 vs. Coastal Carolina (12/15/16)
3-Pt. Field Goals Att.	4 vs. Coastal Carolina (12/15/16)
Free Throws	2 vs. Saint Peter's (11/28/18)
Free Throws Att.	3 vs. Saint Peter's (11/28/18)
Assists	-
Steals	1 (2x) last vs. South Alabama (11/6/18)
Blocks	1 vs. UNC Asheville (12/4/18)
Minutes	5 vs. Coastal Carolina (12/15/16)

**2018-19 MACOY GAME-BY-GAME**

Opp.	Start	Min.	FG-A	3FG-A	FT-A	O-D-T	PF	A	TO	BLK	STL	PTS
S. Alabama		2	0-0	0-0	0-0	0-0-0	0	0	0	0	1	0
Washington		2	0-0	0-0	0-0	0-0-0	0	0	0	0	1	0
Miss. Col.		3	0-1	0-1	1-2	0-0-0	0	0	0	0	0	1
Xavier		-dnp-										
Duke		-dnp-										
Arizona		-dnp-										
St. Peter's		4	0-2	0-1	2-3	0-0-0	0	0	0	0	0	2
UNCA		3	0-1	0-1	0-0	0-0-0	0	0	0	1	0	0
Dayton		-dnp-										
UAB		-dnp-										
NC State		-dnp-										
Murray St.												
North Fla.												
Ole Miss												
Georgia												
Texas A&M												
Kentucky												
S. Carolina												
Miss. St.												
Missouri												
Alabama												
Florida												
LSU												
Ole Miss												
Vanderbilt												
Arkansas												
Kentucky												
Georgia												
Miss. St.												
Alabama												
Tennessee												

**MACOY'S MISCELLANEOUS STATS**

	2016-17	2017-18	2018-19	Career
Games with 10+ Pts	0	0	0	0
Games with 20+ Pts	0	0	0	0
Games 5+ 3s	0	0	0	0
Games with 5+ Reb	0	0	0	0
Games with 10+ Reb	0	0	0	0
Games with 5+ Ast	0	0	0	0
Games with 10+ Ast	0	0	0	0
Games with 5+ Blk	0	0	0	0
Games with 5+ Stl	0	0	0	0
Double-Doubles	0	0	0	0

**MACOY'S CAREER STATISTICS**

Year	GP-GS	Min-Avg	FG-FGA	Pct	3FG-A	Pct	FT-FTA	Pct	Off-Def-Tot--Avg	PF-FO	Ast	TO	Blk	Stl	Pts	Avg
2016-17	4-0	7-1.8	3-6	.500	2-5	.400	0-0	.000	0-1-1--0.3	0-0	0	0	0	1	8	2.0
2017-18	10-0	17-1.7	0-5	.000	0-3	.000	2-4	.500	1-2-3--0.3	2-0	0	0	0	0	2	0.2
2018-19	5-0	14-2.8	0-4	.000	0-3	.000	3-5	.600	0-0-0--0.0	0-0	0	0	1	1	3	0.6
TOTAL	19-0	38-2.0	3-15	.200	2-11	.182	5-9	.556	1-3-4--0.2	2-0	0	0	1	2	13	0.7

24



**ANFERNEE McLEMORE**

6-7 • 220

Jr. • F

Warwick, Ga.

(Worth County HS)

**2017-18 (Sophomore):** Named to the SEC All-Defensive Team ... averaged 7.4 points, 5.3 rebounds, 2.7 blocks, 0.7 steals and 0.5 assists per game in 19.4 minutes per game ... led the SEC and ranked 12th in the country with 2.7 blocks per tilt ... totaled 73 blocks, which tied for 5th in single-season program history and was the most by a player since 2002-03 ... moved into top 10 in career swats in the Auburn record books ... produced the most blocks by any player in the country to play in less than 30 games ... despite not playing for the final month of the season, he finished third in the SEC in total rejections, just 5 behind the leader ... paced the Tigers to set a program record with 180 blocks, the most in a season all-time ... tied for team lead with 3 double-doubles ... had 9 games in double figures and 4 games of 10+ rebounds ... hit a 3-pointer in 12 games after making only 1 in his career prior to the season ... knocked in multiple 3s in 4 games ... shot over 44% from behind the arc in league contests ... team was 7-2 when he scored in double figures and 4-0 when he pulled down double-digit rebounds ... had 14 blocks in the first 4 games of the season and averaged 10 points and 5 rebounds in that span ... matched a career-best with 19 points to go along with 7 rebounds and 5 blocks while going 7-of-11 from the floor vs. Temple ... racked up a pair of double-doubles over a span of 3 games ... first double-double was 12 points and 13 rebounds at Dayton, while the second came against Gardner-Webb where he poured in 17 points and 11 rebounds ... also shot a career-best 4-for-4 from 3-point land vs. Gardner-Webb ... was inserted into starting lineup against George Mason and started the rest of his games played ... was a perfect 5-of-5 for 13 points and 9 rebounds vs. Ole Miss ... set top career mark with 6 blocks against Gardner-Webb and at Missouri ... tallied a double-double with 13 points and 11 rebounds vs. Kentucky ... suffered season-ending injury at South Carolina and missed the final 7 games ... Academic Top Tiger ... member of the prestigious Southeastern Conference Men's Basketball Leadership Council.

**HIGH SCHOOL AND PERSONAL DATA:** Rated as a four-star prospect by ESPN ... rated as a 3-star by 247Sports, Rivals and Scout ... averaged 15.6 points, 11.2 rebounds and 6.9 blocks per game for Worth County as a senior in 2015-16 under coach Connie Mays ... three-time selection to the Albany Herald's Super Six as a sophomore, junior and senior ... the Rams finished in a three-way tie for first in the Georgia High School Region 14A standings ... averaged 19 points, 11.8 rebounds and 6.4 blocks per game for Worth County as a junior in 2014-15, recording several triple-doubles ... two-time All-Area selection by the Albany Herald ... started for the Rams each of his four years in high school ... Georgia Class 4A Sophomore of the Year by Hoopseen ... had a 4.0 GPA in advanced classes and was accepted by the Massachusetts Institute of Technology ... scored a 1670 on his SAT ... had considered Yale, Brown, Oregon State, Stanford and Georgia Tech ... son of Cinderella Lewis and Feron McLemore ... studying in Harbert College of Business ... signed national letter of intent on Nov. 11, 2015.

**McLEMORE'S MISCELLANEOUS STATS**

	2016-17	2017-18	2018-19	Career
Games with 10+ Pts	4	9	2	15
Games with 20+ Pts	0	0	0	0
Games 5+ 3s	0	0	0	0
Games with 5+ Reb	16	14	5	36
Games with 10+ Reb	1	4	1	7
Games with 5+ Ast	0	0	0	0
Games with 10+ Ast	0	0	0	0
Games with 5+ Blk	0	6	0	6
Games with 5+ Stl	0	0	0	0
Double-Doubles	0	3	0	3

**MEASURABLES AND BAM TESTING RESULTS**

Wingspan	7'0"
Reach	8'8.5"
Hand	10"
Vertical Jump	34.5"
Approach Vertical	42"
3/4 Court Sprint	3.230
Reaction Shuttle	2.933
Lane Agility Drill	10.786
185 lb Bench	17

**CAREER HIGHS**

Points	19 (3x) last vs. Saint Peter's (11/28/18)
Rebounds	13 at Dayton (11/29/17)
Field Goals	8 (2x) last vs. Saint Peter's (11/28/18)
Field Goals Att.	13 vs. Saint Peter's (11/28/18)
3-Pt. Field Goals	4 vs. Gardner-Webb (12/6/17)
3-Pt. Field Goals Att.	5 vs. Saint Peter's (11/28/18)
Free Throws	7 at LSU (2/21/17)
Free Throws Att.	8 at LSU (2/21/17)
Assists	2 (3x) last vs. Gardner-Webb (12/6/17)
Steals	3 (5x) last vs. UNC Asheville (12/4/18)
Blocks	6 (2x) last at Missouri (1/24/18)
Minutes	30 vs. Kentucky (2/14/18)


**2018-19 McLEMORE GAME-BY-GAME**

Opp.	Start	Min.	FG-A	3FG-A	FT-A	O-D-T	PF	A	TO	BLK	STL	PTS
S. Alabama	*	21	5-7	0-2	1-3	3-5-8	4	1	1	3	0	11
Washington	*	24	2-6	1-3	1-2	2-2-4	1	1	0	1	1	6
Miss. Col.	*	19	1-6	0-2	5-7	1-6-7	2	0	0	3	1	7
Xavier	*	21	2-5	1-4	1-1	3-1-4	5	0	0	2	1	6
Duke	*	21	2-9	0-2	0-0	5-7-12	1	0	0	1	0	4
Arizona	*	14	0-3	0-2	0-1	1-1-2	2	0	1	1	1	0
St. Peter's	*	18	8-13	3-5	0-0	2-3-5	3	0	1	2	3	19
UNCA	*	19	2-5	0-1	1-2	1-1-2	3	0	3	3	3	5
Dayton	*	18	3-6	0-3	0-0	0-1-1	2	0	1	2	1	6
UAB	*	24	2-3	1-2	0-0	1-4-5	0	0	1	1	0	5
NC State	*	13	0-1	0-1	0-1	0-0-0	1	0	1	0	0	0
Murray St.												
North Fla.												
Ole Miss												
Georgia												
Texas A&M												
Kentucky												
S. Carolina												
Miss. St.												
Missouri												
Alabama												
Florida												
LSU												
Ole Miss												
Vanderbilt												
Arkansas												
Kentucky												
Georgia												
Miss. St.												
Alabama												
Tennessee												

**McLEMORE'S CAREER STATISTICS**

Year	GP-GS	Min-Avg	FG-FGA	Pct	3FG-A	Pct	FT-FTA	Pct	Off-Def-Tot--Avg	PF-FO	Ast	TO	Blk	Stl	Pts	Avg
2016-17	32-1	483-15.1	69-101	.683	1-1	1.000	35-58	.603	54-89-143--4.5	76-0	5	28	37	13	174	5.4
2017-18	27-21	525-19.4	74-139	.532	18-46	.391	35-48	.729	49-93-142--5.3	70-1	14	24	73	20	201	7.4
2018-19	11-11	212-19.3	27-64	.422	6-27	.222	9-17	.529	19-31-50--4.5	24-1	2	9	19	11	69	6.3
TOTAL	70-33	1220-17.4	170-304	.559	25-74	.338	79-123	.642	122-213-335--4.8	170-2	21	61	129	44	444	6.3

41



**COLE BLACKSTOCK**

6-9 • 220

Sr. • F

Killen, Ala.

(Brooks HS)

**2017-18 (Junior):** Averaged 0.3 points, 0.3 rebounds and 0.1 blocks per game in 1.5 minutes per game off the bench ... was a perfect 4-for-4 from the charity stripe ... first action of the season came in the season opener against Norfolk State where he pulled down a rebound in 2 minutes of action ... buried a pair of free throws in 3 minutes vs. Cornell ... logged 5 appearances in SEC play, including the final 3 games of the regular season ... knocked down 2 shots from the charity stripe and grabbed a rebound vs. LSU ... made 2 appearances in postseason play, including in the NCAA Tournament against Clemson.

**HIGH SCHOOL AND PERSONAL DATA:** Four-year letterman in basketball ... averaged 17 points, and 8 rebounds per game as a senior at Brooks High School under coach Brian Wright ... played four games as a junior before season-ending injury ... averaged 8 points and 4.5 rebounds per game as a sophomore ... full name is Cole Edward Blackstock ... son of Eric Blackstock and Kristi Blackstock ... has two sisters, Jessi and Erica ... studying in Ginn College of Engineering.

**CAREER HIGHS**

Points	3 vs. Vanderbilt (2/13/16)
Rebounds	2 vs. Coastal Carolina (12/15/16)
Field Goals	1 vs. Vanderbilt (2/13/16)
Field Goals Att.	1 (3x) last vs. Saint Peter's (11/28/18)
3-Pt. Field Goals	-
3-Pt. Field Goals Att.	-
Free Throws	2 (3x) last vs. LSU (1/27/18)
Free Throws Att.	2 (3x) last vs. LSU (1/27/18)
Assists	-
Steals	-
Blocks	1 (2x) last vs. Mississippi College (11/14/18)
Minutes	5 vs. Mississippi College (11/14/18)

**2018-19 BLACKSTOCK GAME-BY-GAME**

Opp.	Start	Min.	FG-A	3FG-A	FT-A	O-D-T	PF	A	TO	BLK	STL	PTS
S. Alabama		2	0-0	0-0	0-0	0-0-0	1	0	0	0	0	0
Washington		2	0-0	0-0	0-0	0-0-0	1	0	0	0	0	0
Miss. Col.		5	0-1	0-0	0-0	0-2-2	2	0	0	1	0	0
Xavier		-dnp-										
Duke		-dnp-										
Arizona		-dnp-										
St. Peter's		4	0-1	0-0	1-2	1-1-2	0	0	0	0	0	1
UNCA		2	0-0	0-0	0-0	0-0-0	0	0	0	0	0	0
Dayton		-dnp-										
UAB		-dnp-										
NC State		-dnp-										
Murray St.												
North Fla.												
Ole Miss												
Georgia												
Texas A&M												
Kentucky												
S. Carolina												
Miss. St.												
Missouri												
Alabama												
Florida												
LSU												
Ole Miss												
Vanderbilt												
Arkansas												
Kentucky												
Georgia												
Miss. St.												
Alabama												
Tennessee												

**BLACKSTOCK'S MISCELLANEOUS STATS**

	2015-16	2016-17	2017-18	2018-19	Career
Games with 10+ Pts	0	0	0	0	0
Games with 20+ Pts	0	0	0	0	0
Games 5+ 3s	0	0	0	0	0
Games with 5+ Reb	0	0	0	0	0
Games with 10+ Reb	0	0	0	0	0
Games with 5+ Ast	0	0	0	0	0
Games with 10+ Ast	0	0	0	0	0
Games with 5+ Blk	0	0	0	0	0
Games with 5+ Stl	0	0	0	0	0
Double-Doubles	0	0	0	0	0

**BLACKSTOCK'S CAREER STATISTICS**

Year	GP-GS	Min-Avg	FG-FGA	Pct	3FG-A	Pct	FT-FTA	Pct	Off-Def-Tot--Avg	PF-FO	Ast	TO	Blk	Stl	Pts	Avg
2015-16	5-0	9-1.8	1-1	1.000	0-0	.000	3-3	1.000	0-0-0--0.0	2-0	0	0	0	0	5	1.0
2016-17	3-0	4-1.3	0-0	.000	0-0	.000	0-0	.000	0-2-2--0.7	2-0	0	0	0	0	0	0.0
2017-18	13-0	19-1.5	0-0	.000	0-0	.000	4-4	1.000	0-4-4--0.3	5-0	0	0	1	0	4	0.3
2018-19	5-0	15-3.0	0-2	.000	0-0	.000	1-2	.500	1-3-4--0.8	4-0	0	0	1	0	1	0.2
TOTAL	26-0	47-1.8	1-3	.333	0-0	.000	8-9	.889	1-9-10--0.4	13-0	0	0	2	0	10	0.4

50


**AUSTIN WILEY**

6-11 • 260

Jr. • C

Hoover, Ala.

(Calusa Prep)



**2017-18 (Sophomore):** Tapped to the Kareem Abdul-Jabbar Watch List ... did not see any game action ... declared for the NBA Draft without the intention of hiring an agent on April 10.

**2017 USA U19 WORLD CUP TEAM:** Selected and named the team captain for the 12-member USA Basketball U19 World Cup Team to play in the FIBA World Cup in Cairo, Egypt, July 1-9, 2017 ... only American and one of seven players to average a double-double in the tournament with 10.3 points and 10.9 rebounds in only 19.9 minutes per game as the United States won the bronze medal, finishing 6-1 ... shot 50 percent from the field ... started all seven games ... his 40-minute per game average would be 20.5 points and 21.7 rebounds ... had three double-doubles and a rebound shy of four double-doubles in seven games ... 19 points and 10 rebounds to lead USA to an 81-59 victory over Germany in the quarterfinals ... 16 points and a game-high 16 rebounds in a 109-68 victory over Angola ... 13 points and a game-high 17 rebounds in 29:41 in a 99-87 upset loss to Canada in the semifinals ... 9 points and a game-high 14 rebounds in 21:37 vs. Italy to finish Group D play 3-0 ... 8 points and 8 rebounds and a block in 20 minutes in the 96-72 bronze medal win over Spain ... scored 15 points in the USA's 89-66 victory over Lithuania in a friendly on June 28, a day after making the 6,900-mile trip from Colorado Springs, Colo., to Washington, D.C. to Germany to Cairo.

**HIGH SCHOOL AND PERSONAL DATA:** Ranked 13th nationally by Scout, 16th by Rivals and 17th by 247Sports ... played on Team USA's gold medal winner at the FIBA Men's U17 World Championship in Zaragoza, Spain in summer of 2016 ... consensus five-star selection ... three-time all-state selection at Spain Park High School in Hoover, Ala. ... averaged 22 points and 12 rebounds as a junior in 2014-15 leading Spain Park to a 24-6 record and the Class 7A state finals under coach Donnie Quinn ... was named the Alabama Sports Writers Association Class 7A Player of the Year as a junior, averaging 27.1 points, 12.1 rebounds and 2.9 blocks ... selected to the ASWA Class 7A All-State first-team and to the AL.com Class 7A Super All-State first-team ... MVP of the Alabama North-South game in August 2016 ... averaged 19 points and 12 rebounds as a sophomore at Spain Park where he was named AL.com Birmingham Player of the Year Award ... selected to the ASWA Class 7A All-State first-team and AL.com Class 7A Super All-State first-team ... averaged 15 points and 10 rebounds as a freshman ... named an honorable mention ASWA Class 6A All-State selection as a freshman ... full name is Austin Jermaine Wiley ... son of former Auburn players, All-American & 1992 USA Olympian Vickie Orr and Aubrey Wiley, who led the SEC in rebounding in 1993-94 ... Vickie helped lead Auburn to two-straight NCAA Championship games in 1988 and 1989 and was inducted into the Alabama Sports Hall of Fame in 2013 ... studying in the College of Education ... signed national letter of intent on Nov. 9, 2016.

**WILEY'S MISCELLANEOUS STATS**

	2016-17	2017-18	2018-19	Career
Games with 10+ Pts	8	0	6	14
Games with 20+ Pts	1	0	0	1
Games 5+ 3s	0	0	0	0
Games with 5+ Reb	10	0	5	15
Games with 10+ Reb	1	0	0	1
Games with 5+ Ast	0	0	0	0
Games with 10+ Ast	0	0	0	0
Games with 5+ Blk	0	0	2	2
Games with 5+ Stl	0	0	0	0
Double-Doubles	1	0	0	1

**MEASURABLES AND BAM TESTING RESULTS**

Wingspan	7'5"
Reach	9'4"
Hand	11"
Vertical Jump	27.5"
Approach Vertical	32.5"
3/4 Court Sprint	3.337
Reaction Shuttle	3.036
Lane Agility Drill	12.663
185 lb Bench	16

**CAREER HIGHS**

Points	25 at TCU (1/28/17)
Rebounds	11 at South Carolina (1/24/17)
Field Goals	11 at TCU (1/28/17)
Field Goals Att.	13 (2x) last vs. Saint Peter's (11/28/18)
3-Pt. Field Goals	-
3-Pt. Field Goals Att.	1 vs. Saint Peter's (11/28/18)
Free Throws	11 vs. Alabama (1/21/17)
Free Throws Att.	18 vs. Alabama (1/21/17)
Assists	1 (6x) last vs. Washington (11/9/18)
Steals	1 (8x) last at NC State (12/19/18)
Blocks	5 (2x) last vs. Dayton (12/8/18)
Minutes	26 at Georgia (3/1/17)

**2018-19 WILEY GAME-BY-GAME**

Opp.	Start	Min.	FG-A	3FG-A	FT-A	O-D-T	PF	A	TO	BLK	STL	PTS
S. Alabama	-	dnp-										
Washington	13	2-4	0-0	1-2	0-1-1	3	1	2	0	0	5	
Miss. Col.	16	5-7	0-0	8-10	4-3-7	1	0	1	1	0	16	
Xavier	19	4-6	0-0	3-6	0-0-0	5	0	1	3	0	11	
Duke	19	7-11	0-0	3-7	4-5-9	3	0	1	0	1	17	
Arizona	13	2-2	0-0	1-2	0-2-2	3	0	1	1	0	5	
St. Peter's	18	7-13	0-1	2-4	4-5-9	3	0	1	3	1	16	
UNCA	18	5-7	0-0	4-5	1-3-4	1	0	2	5	0	14	
Dayton	20	4-7	0-0	0-2	3-4-7	2	0	4	5	0	8	
UAB	16	2-5	0-0	2-3	0-7-7	0	0	0	3	0	6	
NC State	20	5-6	0-0	3-4	1-5-6	2	0	4	2	1	13	
Murray St.												
North Fla.												
Ole Miss												
Georgia												
Texas A&M												
Kentucky												
S. Carolina												
Miss. St.												
Missouri												
Alabama												
Florida												
LSU												
Ole Miss												
Vanderbilt												
Arkansas												
Kentucky												
Georgia												
Miss. St.												
Alabama												
Tennessee												

**WILEY'S CAREER STATISTICS**

Year	GP-GS	Min-Avg	FG-FGA	Pct	3FG-A	Pct	FT-FTA	Pct	Off-Def-Tot--Avg	PF-FO	Ast	TO	Blk	Stl	Pts	Avg
2016-17	23-22	415-18.0	73-125	.584	0-0	.000	56-114	.491	52-56-108--4.7	59-1	5	41	31	5	202	8.8
2018-19	10-0	172-17.2	43-68	.632	0-1	.000	27-45	.600	17-35-52--5.2	23-1	1	17	23	3	113	11.3
TOTAL	33-22	587-17.8	116-193	.601	0-1	.000	83-159	.522	69-91-160--4.8	82-2	6	58	54	8	315	9.5



LAST GAME



Official Basketball Box Score -- Game Totals -- Final Statistics  
 Auburn vs NC State  
 12/19/18 7:00 pm at Raleigh, NC (PNC Arena)



Auburn 71 • 9-2

#	Player	*	Total		3-Ptr	Rebounds			PF	TP	A	TO	Blk	Stl	Min
			FG-FGA	FG-FGA	FT-FTA	Off	Def	Tot							
01	HARPER, Jared	*	5-16	1-5	0-0	1	3	4	3	11	5	4	0	0	37
02	BROWN, Bryce	*	1-6	0-4	1-1	1	2	3	1	3	1	6	0	2	26
05	OKEKE, Chuma	*	3-8	1-6	0-0	2	4	6	5	7	2	1	1	3	32
10	DOUGHTY, Samir	*	3-6	1-3	0-0	1	0	1	1	7	2	3	0	1	20
24	MCLEMORE, Anfernee	*	0-1	0-1	0-1	0	0	0	1	0	0	1	0	0	13
00	SPENCER, Horace		2-3	0-0	0-1	3	2	5	0	4	0	1	0	0	7
03	PURIFOY, Danjel		0-1	0-1	0-0	1	1	2	1	0	0	2	0	0	8
04	DUNBAR, Malik		5-8	2-5	0-1	1	3	4	4	12	0	1	0	1	20
12	MCCORMICK, J'Von		6-7	0-0	2-4	2	0	2	2	14	3	1	0	3	17
50	WILEY, Austin		5-6	0-0	3-4	1	5	6	2	13	0	4	2	1	20
Team						2	2	4				1			
Totals			30-62	5-25	6-12	15	22	37	20	71	13	25	3	11	200

FG % 1st Half:	12-24	50.0%	2nd half:	18-38	47.4%	Game:	30-62	48.4%	Deadball Rebounds	1
3FG % 1st Half:	0-8	0.0%	2nd half:	5-17	29.4%	Game:	5-25	20.0%		
FT % 1st Half:	3-6	50.0%	2nd half:	3-6	50.0%	Game:	6-12	50.0%		

NC State 78 • 10-1

#	Player	*	Total		3-Ptr	Rebounds			PF	TP	A	TO	Blk	Stl	Min
			FG-FGA	FG-FGA	FT-FTA	Off	Def	Tot							
02	DORN, Torin	*	2-6	0-0	2-2	1	4	5	0	6	2	3	0	0	27
10	BEVERLY, Braxton	*	5-6	4-5	1-2	0	1	1	2	15	1	3	0	1	34
11	JOHNSON, Markell	*	9-15	5-8	4-9	1	3	4	1	27	4	1	0	3	33
13	BRYCE, CJ	*	0-2	0-2	1-2	0	0	0	2	1	1	1	0	2	12
33	WALKER, Wyatt	*	2-2	0-0	0-0	0	3	3	4	4	1	3	1	0	25
00	FUNDERBURK, DJ		1-6	0-1	2-2	1	2	3	2	4	0	1	0	0	15
04	HELLEMS, Jericole		2-3	0-1	1-2	1	1	2	1	5	2	2	0	0	17
24	DANIELS, Devon		7-13	1-5	0-2	1	7	8	2	15	2	4	0	1	26
55	HARRIS, Blake		0-0	0-0	1-2	0	0	0	1	1	0	3	0	0	11
Team						3	1	4				1			
Totals			28-53	10-22	12-23	8	22	30	15	78	13	22	1	7	200

FG % 1st Half:	13-27	48.1%	2nd half:	15-26	57.7%	Game:	28-53	52.8%	Deadball Rebounds	6
3FG % 1st Half:	5-12	41.7%	2nd half:	5-10	50.0%	Game:	10-22	45.5%		
FT % 1st Half:	4-11	36.4%	2nd half:	8-12	66.7%	Game:	12-23	52.2%		

Officials: Ron Groover, Ted Valentine, Jamie Luckie  
 Technical fouls: Auburn-None. NC State-None.  
 Attendance: 17793  
 Fouled out: Auburn: #5 Okeke, C. at :21.7 in 2nd half

Score by periods	1st	2nd	Total
Auburn	27	44	71
NC State	35	43	78

Points	In	Off	2nd	Fast	Bench
AU	Paint	T/O	Chance	Break	43
ST	48	27	14	16	25
	26	17	3	19	

Last FG - AU 2nd-00:31, ST 2nd-02:00.  
 Largest lead - AU by 1 1st-02:50, ST by 12 1st-10:28.  
 AU led for 00:44. ST led for 37:47. Game was tied for 01:26.

Score tied - 3 times.  
 Lead changed - 2 times.

LAST 5 GAMES



Auburn Basketball  
 Auburn Combined Team Statistics (as of Dec 19, 2018)  
 Last 5 Games



Overall record: 4-1 Conf: 0-0 Home: 3-0 Away: 1-1 Neutral: 0-0

#	Player	gp-gs	min	avg	Total		3-Point		F-Throw		Rebounds				pf	dq	a	to	blk	stl	pts	avg
					fg-fga	fg%	3fg-fga	3fg%	ft-fta	ft%	off	def	tot	avg								
01	HARPER, Jared	5-5	170	34.0	21-60	.350	11-29	.379	24-25	.960	1	12	13	2.6	8	0	28	13	0	5	77	15.4
02	BROWN, Bryce	5-5	153	30.6	22-51	.431	10-35	.286	14-18	.778	2	9	11	2.2	7	0	13	10	0	5	68	13.6
50	WILEY, Austin	5-0	92	18.4	23-38	.605	0-1	.000	11-18	.611	9	24	33	6.6	8	0	0	11	18	2	57	11.4
04	DUNBAR, Malik	5-0	83	16.6	14-32	.438	9-21	.429	2-5	.400	2	15	17	3.4	8	0	3	5	1	9	39	7.8
05	OKEKE, Chuma	5-5	143	28.6	15-30	.500	5-14	.357	4-6	.667	14	14	28	5.6	11	1	13	8	9	7	39	7.8
24	MCLEMORE, Anfernee	5-5	92	18.4	15-28	.536	4-12	.333	1-3	.333	4	9	13	2.6	9	0	0	7	8	7	35	7.0
10	DOUGHTY, Samir	5-5	132	26.4	12-25	.480	5-13	.385	5-6	.833	10	19	29	5.8	8	0	17	9	0	8	34	6.8
12	MCCORMICK, J'Von	4-0	48	12.0	7-8	.875	0-0	.000	2-4	.500	2	0	2	0.5	5	0	6	1	0	3	16	4.0
00	SPENCER, Horace	5-0	57	11.4	7-17	.412	0-3	.000	4-8	.500	11	5	16	3.2	10	0	3	7	2	3	18	3.6
33	MAASDORP, Chase	2-0	7	3.5	1-3	.333	1-2	.500	1-2	.500	0	0	0	0.0	0	0	0	0	0	0	4	2.0
22	MACOY, Will	2-0	7	3.5	0-3	.000	0-2	.000	2-3	.667	0	0	0	0.0	0	0	0	0	1	0	2	1.0
14	COOK, Preston	2-0	3	1.5	1-1	1.000	0-0	.000	0-0	.000	0	1	1	0.5	0	0	1	0	0	1	2	1.0
03	PURIFOY, Danjel	2-0	15	7.5	1-3	.333	0-2	.000	0-1	.000	2	1	3	1.5	1	0	0	2	0	1	2	1.0
41	BLACKSTOCK, Cole	2-0	6	3.0	0-1	.000	0-0	.000	1-2	.500	1	1	2	1.0	0	0	0	0	0	0	1	0.5
20	PARKER, Myles	2-0	9	4.5	0-3	.000	0-2	.000	0-0	.000	0	0	0	0.0	2	0	0	1	0	1	0	0.0
21	WILLIAMS, Devontae	2-0	5	2.5	0-0	.000	0-0	.000	0-0	.000	0	0	0	0.0	1	0	0	1	0	0	0	0.0
54	COLLIER, Thomas	2-0	3	1.5	0-0	.000	0-0	.000	0-0	.000	0	0	0	0.0	1	0	0	1	0	0	0	0.0
Team											9	6	15		1		1					
Total.....		5	1025		139-303	.459	45-136	.331	71-101	.703	67	116	183	36.6	80	1	84	77	39	52	394	78.8
Opponents.....		5	1025		111-269	.413	43-115	.374	46-73	.630	56	115	171	34.2	89	-	56	109	12	32	311	62.2

TEAM STATISTICS	AU	OPP
SCORING	394	311
Points per game	78.8	62.2
Scoring margin	+16.6	-
FIELD GOALS-ATT	139-303	111-269
Field goal pct	.459	.413
3 POINT FG-ATT	45-136	43-115
3-point FG pct	.331	.374
3-pt FG made per game	9.0	8.6
FREE THROWS-ATT	71-101	46-73
Free throw pct	.703	.630
F-Throws made per game	14.2	9.2
REBOUNDS	183	171
Rebounds per game	36.6	34.2
Rebounding margin	+2.4	-
ASSISTS	84	56
Assists per game	16.8	11.2
TURNOVERS	77	109
Turnovers per game	15.4	21.8
Turnover margin	+6.4	-
Assist/turnover ratio	1.1	0.5
STEALS	52	32
Steals per game	10.4	6.4
BLOCKS	39	12
Blocks per game	7.8	2.4
ATTENDANCE	22648	33649
Home games-Avg/Game	3-7549	2-16824
Neutral site-Avg/Game	-	0-0

Date	Opponent	Score	Att.
11/28/18	SAINT PETER'S	w 99-49	7162
12/04/18	UNC ASHEVILLE	w 67-41	7121
12/08/18	DAYTON	w 82-72	8365
12/15/18	at UAB	wot 75-71	15856
12/19/18	at NC State	L 71-78	17793

\* - Conference game

Score by Periods	1st	2nd	OT	Totals
Auburn	190	192	12	394
Opponents	135	168	8	311

SEASON STATS



Auburn Basketball  
 Auburn Combined Team Statistics (as of Dec 19, 2018)  
 All games



Overall record: 9-2 Conf: 0-0 Home: 6-0 Away: 1-1 Neutral: 2-1

#	Player	gp-gs	min	avg	Total		3-Point		F-Throw		Rebounds				pf	dq	a	to	blk	stl	pts	avg
					fg-fga	fg%	3fg-fga	3fg%	ft-fga	ft%	off	def	tot	avg								
01	HARPER, Jared	11-11	370	33.6	53-136	.390	31-74	.419	36-39	.923	3	33	36	3.3	15	0	69	25	0	11	173	15.7
02	BROWN, Bryce	11-11	346	31.5	55-131	.420	33-96	.344	27-36	.750	6	22	28	2.5	19	0	25	18	2	12	170	15.5
50	WILEY, Austin	10-0	172	17.2	43-68	.632	0-1	.000	27-45	.600	17	35	52	5.2	23	1	1	17	23	3	113	11.3
05	OKEKE, Chuma	11-11	312	28.4	42-81	.519	13-36	.361	13-18	.722	33	40	73	6.6	24	1	27	19	15	16	110	10.0
04	DUNBAR, Malik	11-0	197	17.9	37-75	.493	16-41	.390	6-10	.600	10	33	43	3.9	19	1	7	11	3	12	96	8.7
10	DOUGHTY, Samir	11-11	262	23.8	32-67	.478	11-28	.393	13-14	.929	20	28	48	4.4	26	1	26	21	0	19	88	8.0
24	MCLEMORE, Anfernee	11-11	212	19.3	27-64	.422	6-27	.222	9-17	.529	19	31	50	4.5	24	1	2	9	19	11	69	6.3
00	SPENCER, Horace	11-0	161	14.6	19-45	.422	0-9	.000	9-18	.500	31	25	56	5.1	23	0	6	9	5	7	47	4.3
12	MCCORMICK, J'Von	10-0	117	11.7	15-24	.625	3-6	.500	3-8	.375	6	4	10	1.0	13	0	14	8	0	9	36	3.6
03	PURIFOY, Danjel	2-0	15	7.5	1-3	.333	0-2	.000	0-1	.000	2	1	3	1.5	1	0	0	2	0	1	2	1.0
14	COOK, Preston	5-0	7	1.4	2-4	.500	0-1	.000	0-0	.000	2	1	3	0.6	1	0	1	0	0	1	4	0.8
33	MAASDORP, Chase	5-0	14	2.8	1-4	.250	1-2	.500	1-2	.500	1	0	1	0.2	2	0	0	2	0	1	4	0.8
22	MACOY, Will	5-0	14	2.8	0-4	.000	0-3	.000	3-5	.600	0	0	0	0.0	0	0	0	0	1	1	3	0.6
20	PARKER, Myles	5-0	18	3.6	1-9	.111	0-4	.000	1-3	.333	0	0	0	0.0	4	0	0	3	0	1	3	0.6
41	BLACKSTOCK, Cole	5-0	15	3.0	0-2	.000	0-0	.000	1-2	.500	1	3	4	0.8	4	0	0	0	1	0	1	0.2
21	WILLIAMS, Devontae	5-0	9	1.8	0-1	.000	0-1	.000	0-0	.000	0	0	0	0.0	1	0	0	1	0	0	0	0.0
54	COLLIER, Thomas	5-0	8	1.6	0-2	.000	0-0	.000	0-0	.000	1	0	1	0.2	1	0	0	1	0	0	0	0.0
Team											15	15	30		1		2					
Total.....		11	2249		328-720	.456	114-331	.344	149-218	.683	167	271	438	39.8	201	5	178	148	69	105	919	83.5
Opponents.....		11	2248		239-588	.406	91-258	.353	132-195	.677	113	257	370	33.6	202	-	119	221	36	62	701	63.7

TEAM STATISTICS	AU	OPP	Date	Opponent	Score	Att.
SCORING	919	701	11/06/18	SOUTH ALABAMA	w 101-58	7754
Points per game	83.5	63.7	11/09/18	WASHINGTON	w 88-66	9121
Scoring margin	+19.8	-	11/14/18	MISSISSIPPI COLLEGE	w 103-52	6959
FIELD GOALS-ATT	328-720	239-588	11/19/18	vs Xavier	Wot 88-79	2400
Field goal pct	.456	.406	11/20/18	vs Duke	L 72-78	2400
3 POINT FG-ATT	114-331	91-258	11/21/18	vs Arizona	w 73-57	2400
3-point FG pct	.344	.353	11/28/18	SAINT PETER'S	w 99-49	7162
3-pt FG made per game	10.4	8.3	12/04/18	UNC ASHEVILLE	w 67-41	7121
FREE THROWS-ATT	149-218	132-195	12/08/18	DAYTON	w 82-72	8365
Free throw pct	.683	.677	12/15/18	at UAB	Wot 75-71	15856
F-Throws made per game	13.5	12.0	12/19/18	at NC State	L 71-78	17793
REBOUNDS	438	370				
Rebounds per game	39.8	33.6				
Rebounding margin	+6.2	-				
ASSISTS	178	119				
Assists per game	16.2	10.8				
TURNOVERS	148	221				
Turnovers per game	13.5	20.1				
Turnover margin	+6.6	-				
Assist/turnover ratio	1.2	0.5				
STEALS	105	62				
Steals per game	9.5	5.6				
BLOCKS	69	36				
Blocks per game	6.3	3.3				
ATTENDANCE	46482	40849				
Home games-Avg/Game	6-7747	2-16824				
Neutral site-Avg/Game	-	3-2400				

\* - Conference game

Score by Periods	1st	2nd	OT	Totals
Auburn	432	464	23	919
Opponents	318	373	10	701