



2018-19 AUBURN WOMEN'S BASKETBALL

AUBURN ATHLETICS COMMUNICATIONS: 392 SOUTH DONAHUE DRIVE || AUBURN, AL 36830 || AUBURNTIGERS.COM || @AUBURNWBB

2018-19 SCHEDULE/RESULTS 8-1, 0-0 SEC

DATE	OPPONENT	TIME/TV/RESULT
Nov. 6	GRAMBLING STATE	W 97-48
Nov. 9	1-NICHOLLS STATE	W 80-59
Nov. 11	1-at New Mexico	W 79-76
Nov. 13	1-at Iowa State	L 64-67
Nov. 25	LOUISIANA-LAFAYETTE	W 71-59
Nov. 28	at Xavier (La.)	W 77-58
Dec. 2	2-OKLAHOMA	W 95-79
Dec. 6	at St. Joseph's	W 81-70
Dec. 16	SAMFORD	W 73-46
Dec. 18	3-vs. Coastal Carolina	5:30 pm
Dec. 20	3-vs. North Carolina	5:30 pm
Dec. 22	at Elon	1 pm
Dec. 29	ALABAMA STATE	+ Noon
Jan. 3	*TENNESSEE	+ 6 pm
Jan. 6	*at Florida	SECN Noon
Jan. 10	*at Alabama	+ 7 pm
Jan. 14	*MISSISSIPPI STATE	SECN 6 pm
Jan. 17	*at Vanderbilt	+ 7 pm
Jan. 24	*TEXAS A&M	SECN 7:30 pm
Jan. 27	*at Missouri	+ 2 pm
Jan. 31	*at Ole Miss	+ 7 pm
Feb. 3	*GEORGIA	SECN 2 pm
Feb. 7	*KENTUCKY	+ 6 pm
Feb. 10	*at Arkansas	SECN 1 pm
Feb. 14	*at Tennessee	+ 6 pm
Feb. 17	*ALABAMA	SECN 3 pm
Feb. 24	*MISSOURI	+ 2 pm
Feb. 28	*SOUTH CAROLINA	+ 6 pm
Mar. 3	*at LSU	+ 2 pm
Mar. 6-10	SEC Tournament	Greenville
Mar. 22-25	NCAA First Round	TBD
M29-A1	NCAA Regionals	TBD
Apr. 5-7	Women's Final Four	Tampa

All times Central. Home Games in **BOLD CAPS**.

1 - Preseason WNIT (Campus sites)

2 - SEC/Big 12 Challenge

3 - Carolinas Challenge (Myrtle Beach, S.C.)

+ = SEC Network+ / ESPN3.com

AUBURN ATHLETICS COMMUNICATIONS

KIRK SAMPSON Associate AD
 kirk@auburn.edu
 WES TODD Assistant Director/WBB Contact
 wlt0006@auburn.edu
 C: 334-750-5682

Web.....AuburnTigers.com
 Twitter.....@AuburnWBB
 Facebook...../AuburnWBB
 Instagram.....@AuburnWBB
 Office Phone.....(334) 844-9800



GAME 10

Coastal Carolina (7-1)

Tuesday, Dec. 18, 2018 • 5:30 p.m. CT
Carolinas Challenge



Site Myrtle Beach, S.C.
 Venue Myrtle Beach Convention Center
 TV None
 Radio WTGZ 93.9 FM (Andy Burcham, Brit Bowen)
 Audio Webcast AuburnTigers.com
 Live Stats..... StatBroadcast.com
 Twitter.....@AuburnWBB
 Series Record..... First meeting
 at Neutral Sites..... First meeting
 Last Meeting..... N/A

GAME 11


North Carolina (8-4)

Thursday, Dec. 20, 2018 • 5:30 p.m. CT
Carolinas Challenge



Site Myrtle Beach, S.C.
 Venue Myrtle Beach Convention Center
 TV None
 Radio WTGZ 93.9 FM (Andy Burcham, Brit Bowen)
 Audio Webcast AuburnTigers.com
 Live Stats..... StatBroadcast.com
 Twitter.....@AuburnWBB
 Series Record..... Auburn leads 3-0
 at Neutral Sites..... Auburn leads 2-0
 Last Meeting..... Auburn 69, North Carolina 55 (Dec. 30, 1995, in Greensboro, N.C.)

AUBURN PROJECTED STARTERS




DAISHA ALEXANDER
G • JR • 5-7
Decatur, Ga.

PPG: 13.1
RPG: 4.2
APG: 3.0



EMARI JONES
G • SR • 6-2
Chicago, Ill.

PPG: 11.1
RPG: 5.1
APG: 1.9



UNIQUE THOMPSON
F • SO • 6-3
Theodore, Ala.

PPG: 13.3
RPG: 11.8
APG: 1.2



CRYSTAL PRIMM
G • R-JR • 5-11
West Palm Beach, Fla.

PPG: 10.0
RPG: 3.1
APG: 1.3



JANIAH MCKAY
G • SR • 5-6
Gainesville, Fla.

PPG: 14.7
RPG: 2.6
APG: 5.3

OFF THE BENCH

No.	Pos.	Name	Ht.	Year	PPG	RPG	Hometown
1	G	Robyn Benton	5-9	Fr.	8.2	1.6	Conyers, Ga.
2	G	Brooke Moore	5-7	Fr.	6.3	1.3	McDonough, Ga.
3	G	Erica Sanders*	5-10	Sr.	--	--	San Antonio, Texas
4	F	Abigayle Jackson	6-3	So.	2.8	2.7	Little Rock, Ark.
10	F	Kiyae' White	6-2	R-Fr.	1.8	1.9	Macungie, Pa.
24	F/G	Erin Howard	6-1	Fr.	2.4	1.3	Madison, Wis.
35	F	Natalie Kelly	6-3	Fr.	0.8	0.7	Albany, La.

*out/injured

Head Coach: Terri Williams-Flournoy

Assistants: Ty Evans, Adrian Walters, Clarisse Garcia

#WarEagle
#TeamOfExcellence



AuburnTigers.com



@AuburnWBB | @AuburnTigers
@AUCoachFlo



/AuburnWBB
/AuburnTigers

TEAM SCHEDULE AND MEDIA AVAILABILITY >> DECEMBER 16-22 (times Central unless noted otherwise)

SUNDAY December 16	MONDAY December 17	TUESDAY December 18	WEDNESDAY December 19	THURSDAY December 20	FRIDAY December 21	SATURDAY December 22
GAME 2:00 Auburn vs. Samford Interviews postgame	PRACTICE 7-9 a.m. Auburn Arena TRAVEL to Myrtle Beach, S.C.	GAME 5:30 Auburn vs. Coastal Carolina (Carolinas Challenge)	PRACTICE TBA in Myrtle Beach	GAME 5:30 Auburn vs. North Carolina (Carolinas Challenge)	TRAVEL from Myrtle Beach to Elon, N.C. PRACTICE in Elon, N.C.	GAME 1:00 Auburn at Elon

AUBURN ATHLETICS COMMUNICATIONS

QUICK FACTS

AUBURNTIGERS.COM

For updated game notes, statistics and all the latest information on Auburn basketball and gameday activities, go to AuburnTigers.com.

INTERVIEW POLICIES

- Coach Williams-Flournoy, assistant coaches and selected athletes are available for phone and personal interviews by contacting Wes Todd in the athletic communications office.
- Following home games, interviews with Coach Flo and selected players will be conducted in the media room following a 10-minute cooling-off period. Visiting coaches and players, if requested, will be available first.
- Interviews following road contests will be conducted in accordance with the home team's media policies.
- Practices are generally closed to the public, but media may cover practice with advance notice.

CREDENTIALS

Anyone wishing to cover Auburn women's basketball should contact Wes Todd in the communications office at least one day in advance in order to make the proper arrangements. Game credentials will be held at media will call, located inside the scholarship entrance at Auburn Arena. Parking passes are not needed, except for men's/women's doubleheaders.

GAME DAY SERVICES

Notes for both teams and flip cards will be provided prior to the game. Stats will be distributed at halftime and after the game. Wireless internet is available in the Arena.

VIDEO SERVICES

FTP feeds of selected Auburn basketball highlights are available for the media. A number of studio and satellite services may be arranged for electronic media by calling War Eagle Productions at 334-750-4345.

PHOTO SERVICES

For photos of Auburn women's basketball or anything pertaining to Auburn Athletics, contact Wade Rackley at 334-750-6907 or via email at wwr0004@auburn.edu.

COMMUNICATIONS STAFF

- Wes Todd Women's Basketball contact
cell: 334-750-5682
email: wlt0006@auburn.edu
- Grant Keith Student assistant/WBB
email: gak0005@auburn.edu
- Kirk Sampson Associate AD
cell: 334-750-1385
email: sampska@auburn.edu

GENERAL INFORMATION

Location..... Auburn, Ala.
Founded1856
Enrollment.....29,776
Nickname Tigers
Colors..... Burnt Orange and Navy Blue
Facility (Capacity) Auburn Arena (9,121)
President Dr. Steven Leath
Director of Athletics Allen Greene
Sr. Assoc. AD/SWA..... Monique Holland

WOMEN'S BASKETBALL HISTORY

First Year of Women's Basketball1971
All-Time Record (Years)..... 921-470 (48th)
All-Time SEC Record (since 1981) 227-229
All-Time Home Record 429-113
at Auburn Arena (since 2010)..... 82-42
NCAA Tournament Appearances..... 20
Last NCAA App./Result..... 2017 - First Round
SEC Regular-Season Championships 5
..... 1981, 1987, 1988, 1989, 2009
SEC Tournament Championships..... 4
..... 1981, 1987, 1990, 1997

COACHING & SUPPORT STAFF

Head Coach..... Terri Williams-Flournoy
Alma Mater, Year Penn State, 1991
Overall Record253-196 (.563) / 15th year
Auburn Record 110-92 (.545) / 7th year
Associate Head Coach (Year at Auburn) Ty Evans (7th)
Alma Mater, Year Wisconsin-Whitewater (1995)
Assistant Coach (Year at Auburn)Adrian Walters (7th)
Alma Mater, Year St. Francis (Pa.) (1987)
Assistant Coach (Year at Auburn)Clarisse Garcia (3rd)
Alma Mater, Year Villanova (2007)
Strength & Conditioning CoachClaus Souza
Director of Basketball Operations Bianca Webb
Director of Basketball Services Justin Peak
Athletic Trainer..... Catherine Gordon
Grad. Student Mgrs Anthony Evans, Rebecca Walthall

GAMEDAY EXPERIENCE: AUBURN ARENA

>> Auburn Arena is in its ninth season as home of Auburn Basketball. The Tigers are 82-42 since moving to the Arena in 2010-11. The facility seats 9,121 for basketball and also hosts Auburn volleyball and gymnastics.



TEAM INFORMATION

2017-18 Record14-15
2017-18 SEC Record 5-11
SEC Finish..... 10th
Starters Returning/Lost 4/1
Letterwinners Returning/Lost 6/6
Squad Members Returning..... 2
Newcomers..... 4

AUBURN TIGERS SPEED CHART

Overall: 8-1 SEC: 0-0

Head Coach: Terri Williams-Flournoy (7th Season)

Daisa Alexander - DAY-zha
Emari Jones - e-MAR-ee
Janiah McKay - jah-NYE-uh

Kiyae' White - kye-YAY
Terri Williams-Flournoy - Fluh-NOY

			Pts	Reb	Stl	Ast	Blk	
0	DAISA ALEXANDER G • 5-8 • Jr. • Decatur, Ga. • Southwest DeKalb HS	Season High	20	8	3	8	-	<ul style="list-style-type: none"> • 2018 SEC All-Defensive Team • GW jumper/FT w/ :17 left at New Mexico • AU's 2nd-leading scorer in '18 (14.2 ppg) • Led SEC in steals in '18 (2.8/game) • Career-high 25 pts at Indiana (12/3/17)
		Career High	25	8	7	8	2	
		PPG	RPG	APG	FG	3FG	FT	
		18-19	13.1	4.2	3.0	.441	.359	
1	ROBYN BENTON G • 5-9 • Fr. • Conyers, Ga. • Greater Atlanta Christian	Season High	16	2	3	3	1	<ul style="list-style-type: none"> • 14 pts w/ 4 3-pt FG vs. Oklahoma (12/2) • 16 pts in Auburn debut vs. Grambling (11/6) • No. 17 national overall prospect, No. 6 guard • 1st-team all-state, GHSA POY as junior • Sister of fmr. UT football player Inky Johnson
		Career High	16	2	3	3	1	
		PPG	RPG	APG	FG	3FG	FT	
		18-19	8.2	1.6	0.9	.475	.452	
2	BROOKE MOORE G • 5-7 • Fr. • McDonough, Ga. • Henry County HS	Season High	10	2	-	1	-	<ul style="list-style-type: none"> • Made AU debut at XULA; scored 3 points • Missed first five games with injury • No. 42 national overall prospect; No. 11 guard • 3x AJC Player of the Year • Avg. 22.3 pts, 4.0 ast, 3.0 stls as HS senior
		Career High	10	2	-	1	-	
		PPG	RPG	APG	FG	3FG	FT	
		18-19	6.3	1.3	0.7	.304	.313	
3	ERICA SANDERS G • 5-10 • Sr. • San Antonio, Texas • Johnson HS	Season High	-	-	-	-	-	<ul style="list-style-type: none"> • Out for 6-8 weeks with knee injury • Played in 20 games in 17-18 • Career-high 6 steals vs. LA Tech (11/19/17) • Defensive specialist, could also play PG
		Career High	9	7	6	5	1	
		PPG	RPG	APG	FG	3FG	FT	
		18-19	-	-	-	-	-	
4	ABIGAYLE JACKSON F • 6-3 • So. • Little Rock, Ark. • Little Rock Central HS	Season High	6	6	-	1	3	<ul style="list-style-type: none"> • 6 pts, 6 reb off bench vs. Nicholls • Played 28 games in '18, started 12 • Led AU with 22 blocks in '18 • 2.0 ppg, 1.7 rpg as a freshman • #1 HS player in Arkansas in class of '17
		Career High	13	7	3	1	3	
		PPG	RPG	APG	FG	3FG	FT	
		18-19	2.8	2.7	0.4	.550	.333	
5	EMARI JONES G • 6-0 • Sr. • Chicago, Ill. • Shawnee CC	Season High	15	10	2	3	1	<ul style="list-style-type: none"> • 28 pts, 16 rebs in first two games of season • Career-high 18 pts vs. Florida (12/31/17) • NJCAA All-American, national leading scorer at Shawnee CC in '16 (742 pts.)
		Career High	18	10	3	3	2	
		PPG	RPG	APG	FG	3FG	FT	
		18-19	11.1	5.1	1.9	.409	.385	
10	KIYAE' WHITE F • 6-2 • R-Fr. • Macungie, Pa. • Emmaus HS	Season High	5	4	1	2	-	<ul style="list-style-type: none"> • 4 pts, 4 rebs, key steal/score at St. Joseph's • Redshirted '17-18 while rehabbing knee injury • #20 forward, 3-star by ESPN HoopGurlz • Leading rebounder at Emmaus HS
		Career High	5	4	1	2	-	
		PPG	RPG	APG	FG	3FG	FT	
		18-19	1.8	1.9	0.7	.389	-	
20	UNIQUE THOMPSON F • 6-3 • So. • Theodore, Ala. • Faith Academy	Season High	19	19	4	3	2	<ul style="list-style-type: none"> • Preseason All-SEC Second Team • 19 pts, career-hi 19 rebs at New Mexico • 5 double-doubles in 2018-19; 12 career • 3rd SEC, 10th NCAA in rebounds (11.8/game) • Career-high 29 pts at ULL (12/8/17)
		Career High	29	19	4	3	6	
		PPG	RPG	APG	FG	3FG	FT	
		18-19	13.3	11.8	1.2	.541	-	
23	CRYSTAL PRIMM G • 5-11 • R-Jr. • West Palm Beach, Fla. • Duke	Season High	15	6	5	4	-	<ul style="list-style-type: none"> • 15 pts, 4 rebs in Auburn debut vs. Grambling • Career-high 5 steals vs. Nicholls • Redshirted '17-18 after transfer from Duke • Played 33 gms as soph at Duke in '16-17 • Avg. 2.5 pts, 1.6 rebs as sophomore
		Career High	15	6	5	4	-	
		PPG	RPG	APG	FG	3FG	FT	
		18-19	10.0	3.1	1.3	.523	.000	
24	ERIN HOWARD F/G • 6-1 • Fr. • Madison, Wis. • Madison East HS	Season High	8	4	2	3	1	<ul style="list-style-type: none"> • 4 pts, 4 reb, 3 ast, 1 stl vs Oklahoma • Made 1st 2 AU 3-pt FG in win at New Mexico • Ranked No. 21 forward nationally out of HS • Avg. 17.4 pts, 11.1 rebs, 3.9 assists as senior • 1st AU player from state of Wisconsin
		Career High	8	4	2	3	1	
		PPG	RPG	APG	FG	3FG	FT	
		18-19	2.4	1.3	1.0	.280	.188	
33	JANIAH MCKAY G • 5-6 • Sr. • Gainesville, Fla. • Gainesville HS	Season High	21	5	4	10	2	<ul style="list-style-type: none"> • Preseason All-SEC Second Team • 4th in SEC in assists (5.3/game) • 21 points, 4 stl, 4 ast at St. Joseph's • 2nd career D-D (16p/10a) vs. Grambling • Led AU in points (16.6), assists (4.4) in '18
		Career High	29	8	6	13	2	
		PPG	RPG	APG	FG	3FG	FT	
		18-19	14.7	2.6	5.3	.469	.381	
35	NATALIE KELLY F • 6-3 • Fr. • Albany, La. • Albany HS	Season High	2	1	-	-	1	<ul style="list-style-type: none"> • Ranked as No. 38 post player nationally • Avg. 17.1 pts, 12.1 reb, 3.3 stls as HS junior • 2x all-metro selection (Baton Rouge)
		Career High	2	1	-	-	1	
		PPG	RPG	SPG	FG	3FG	FT	
		18-19	0.7	0.8	0.2	.250	-	

Inside This Week's Matchups

Auburn vs. Coastal Carolina 0-0 (.000)

In Auburn: 0-0
 --At Auburn Arena: 0-0
 In Conway: 0-0
 Neutral Sites: 0-0
 Trend: Never met

Auburn vs. North Carolina 3-0 (1.000)

In Auburn: 1-0
 --At Auburn Arena: 0-0
 In Chapel Hill: 0-0
 Neutral Sites: 2-0
 Trend: Auburn has won all three meetings

Dec. 18, 1982	W	90-76	Auburn
Nov. 30, 1985	W	90-67	Orlando, Fla.
Dec. 30, 1995	W	69-55	Greensboro, N.C.

Auburn vs. Elon 0-0 (.000)

In Auburn: 0-0
 --At Auburn Arena: 0-0
 In Elon: 0-0
 Neutral Sites: 0-0
 Trend: Never met

Auburn Women's Basketball Quick Hitters

- This is the first meeting between Auburn and Coastal Carolina in women's basketball
- Auburn is 94-13 all-time against the Sun Belt Conference, including a 1-0 mark this season (Louisiana-Lafayette)
- At 8-1, Auburn is off to its best start since the 2008-09 season, when the Tigers won their first 20 games en route to an SEC Championship
- The Tigers have five players averaging double-figure scoring, more than any other SEC team
- Auburn is 75-30 in non-conference games under Terri Williams-Flournoy and has won 18 out of their last 19 at home
- The Tigers have won 12 consecutive home non-conference games dating back to the 2016-17 season
- Auburn is 235-55 all-time in the month of December; Coach Flo is 35-9 in December at Auburn
- The Tigers forced a season-high 29 turnovers in a 73-46 win over Samford on Dec. 16
- Auburn set a school record with 13 3-pointers in the win over Oklahoma on Dec. 2; previous record was 12 vs. Colgate in 2007
- Since 2001, Auburn has made at least 10 3-pointers in a game on 10 occasions; five of those have come under Coach Flo
- The Tigers' 95 points against Oklahoma (Dec. 2) were the most against a Power-5 conference opponent since 1990 (def. Vanderbilt 96-93 in 20T)
- Under Coach Flo, Auburn is 5-0 when scoring at least 90 points and 27-1 when scoring at least 80 points
- Auburn's win over Oklahoma snapped an eight-game losing streak to Big 12 opponents
- The Tigers' win at Xavier (La.) was the 250th career coaching victory for Auburn head coach Terri Williams-Flournoy
- Senior Janiah McKay passed Tra'Cee Tanner for 17th all-time in scoring at Auburn with 20 points vs. Samford; she now has 1,331 points
- McKay is fourth in the SEC with 5.3 assists/game; she is 10th all-time at Auburn with 362 career assists
- Sophomore Unique Thompson has recorded five double-doubles in eight games, including three straight against New Mexico, Iowa State and UL-Lafayette
- With 11.8 rebounds per game, Thompson is 3rd in the SEC and ranks 18th in the nation
- Thompson's 8.9 defensive rebounds per game lead the SEC and ranks 10th nationally
- Thompson now has 12 career double-doubles, tied for 12th in Auburn history
- Thompson's 19-point, 14-rebound double-double at Iowa State was her 3rd of the season and 9th of her career
- Thompson's 19 rebounds at New Mexico were a career-high and the most by an Auburn player since 2015
- Six Auburn players scored in double-figures vs. Grambling; the first time Auburn has done that since 2008 vs. Sam Houston State
- McKay (16 pts/10 assists) and Thompson (14 pts/13 rebs) both had double-doubles in the season-opening win over Grambling
- Senior Emari Jones was Auburn's leading scorer for the first time in her career with 16 points at Xavier (La.)
- Auburn returns four starters and six letterwinners from the 2017-18 squad that finished 14-15 overall (5-11 SEC)

Moving On Up (Auburn Career Milestone Watch) . . .

- **Janiah McKay** is 17th in career points scored with 1,331; needs 34 to tie for 16th (Linda Godby, 1,365)
- **Janiah McKay** is 10th in career assists with 362; needs 24 to tie for 9th (Debra Larkin, 386)
- **Janiah McKay** is 7th in career free throws made with 343; needs 3 to tie for 4th (Conswella Sparrow & Le'Coie Williamson, 346)
- **Janiah McKay** is 8th in career free throw percentage (.767); 7th is Brenda Hill (.768)
- **Janiah McKay** has 178 career steals; needs 24 to enter the Auburn top 10 (10th: Natasha Brackett, 202)
- **Unique Thompson** is tied for 12th in career double-doubles (12); needs 1 to tie for 10th (Tasha Hamilton & Sharon Stewart, 13)
- **Coach Terri Williams-Flournoy** won her 250th game as a head coach vs. Xavier (La.) on Nov. 28

Inside the Numbers



CATEGORY	AUBURN	COASTAL
Points Per Game	79.7	86.4
Scoring Margin	+17.2	+25.6
Field Goal %	45.6%	47.0%
Opp. Field Goal %	37.8%	36.0%
3 pt Field Goal %	35.7%	34.0%
Opp. 3FG %	34.1%	28.1%
Rebounds	39.0	47.0
Opp. Rebounds	34.4	33.8
Rebound Margin	+4.6	+13.3
Turnovers	15.2	18.5
Opp. Turnovers	21.1	23.3
Steals	12.2	13.0
Opp. Steals	8.7	6.4
Blocks	3.3	2.1
Opp. Blocks	1.3	3.8

INDIVIDUAL CATEGORY LEADERS

Auburn	Coastal Carolina
Janiah McKay - 14.7	DJ Williams - 17.5
Unique Thompson - 11.8	Janae Camp - 6.3
Janiah McKay - 5.3	Breelyn Blanding - 3.4
Janiah McKay - 2.7	Torrie Cash - 2.1
Unique Thompson - 1.1	Naheria Hamilton - 1.3
Emari Jones - 31.7	Torrie Cash - 25.0
Unique Thompson - .541	Naheria Hamilton - .604
Robyn Benton - .452	Caitlin Roche - .491
Janiah McKay - .829	Mery Visone - 1.000

OPENING TIP

» The Auburn Tigers begin a three-game, six-day road trip Tuesday night when they face Coastal Carolina in Myrtle Beach, S.C., as part of the Carolinas Challenge. The Tigers will then face North Carolina on Thursday. Both games begin at 5:30 p.m. CT.

» Auburn is 8-1 on the season; the Tigers have won five straight and are coming off a 73-46 win over Samford on Sunday.

» Coastal Carolina is 7-1 and will be playing its first game since Dec. 8, when the Chanticleers defeated Division III North Carolina Wesleyan 126-65.

» North Carolina enters the week at 8-4 overall and will face Rice on Tuesday before taking on the Tigers Thursday.

LAST TIME OUT

» The Auburn women's basketball team forced a season-high 29 turnovers and turned in their best defensive performance of the season in a 73-46 win over Samford Sunday afternoon at Auburn Arena.

» The Tigers (8-1) improved to 5-0 at home and won their 12th straight home non-conference game, and did so in convincing fashion despite shooting below 40 percent for the first time this season.

» Senior Janiah McKay scored a game-high 20 points, her second straight game with at least 20 in the scoring column. She also had a team-leading four steals and four assists. Daisa Alexander added 16 points, and Robyn Benton scored 10 off the bench. Unique Thompson was Auburn's leading rebounder with six.

» The Tigers shot 39.1 percent, their lowest of the season, but limited Samford (3-8) to a 37-percent day and fewer scoring opportunities. Auburn also took advantage of several opportunities at the free-throw line, hitting 17-of-20 (85%) on the day. Auburn turned those 29 Samford turnovers into 30 points. Samford's 46 points were also the fewest allowed by Auburn this season; the Tigers held the Bulldogs to single-digit scoring in each of the first three quarters before a 22-point outburst by Samford in the fourth.

UP NEXT

» Auburn travels from Myrtle Beach to Elon, N.C., to take on Elon at 1 p.m. CT Saturday.

AN AUBURN WIN VS. COASTAL WOULD...

» Be Auburn's 15th non-conference win in its last 16 games.

» Give the Tigers a 9-1 start, their best of the Coach Flo era and the best since Auburn won its first 20 games to open the 2008-09 season.

» Extend the Tigers' winning streak to six games, matching its longest under Coach Flo (also in 2017-18).

AUBURN VS. COASTAL CAROLINA

» This is the first meeting between Auburn and Coastal Carolina in women's basketball.

SCOUTING THE CHANTICLEERS

» Coastal Carolina is 7-1 on the season and winners of five straight coming into the Carolinas Challenge. The Chanticleers topped the century mark in each of their last two games, defeating a pair of Division III schools - Meredith (128-39) and N.C. Wesleyan (126-65).

» The Chanticleers average 86.4 points per game - 6th-best in the nation - and shoot 47.0 percent from the field. CCU is also ninth nationally in rebounding margin, pulling down 13.3 more per game than their opponents.

» DJ Williams leads the Chants with 17.5 points/game and shoots 57.6 percent from the field. Ten of CCU's players shoot better than 40% for the year. Caitlin Roche is the leading 3-point shooter for the Chants, averaging 3.5 3s and 15.5 points per game.

» CCU was picked to finish eight in the Sun Belt by the league's coaches.

AUBURN VS. NORTH CAROLINA

» This is the fourth meeting between Auburn and North Carolina in women's basketball. The Tigers are 3-0 in previous meetings.

SCOUTING THE TAR HEELS

» North Carolina is 8-4 overall on the season coming into the week. The Tar Heels own signature wins over UCLA and South Florida and come into the week after two straight wins over UNCW and UNCG.

» The Tar Heels are averaging 76.5 points/game and giving up 67.5 per game. UNC averages 8.5 3-pointers per game.

» Stephanie Watts is UNC's leading scorer with 16.8 points/game, followed closely by Janelle Bailey, who averages 16.7. Watts is one of the nation's top 3-point shooters, shooting 41.8% (38-of-91).

SCOUTING AUBURN

» Auburn is 8-1 on the season. Since dropping a 3-point decision at Iowa State on Nov. 13, the Tigers have won five straight games.

» Senior point guard Janiah McKay averages a team-leading 14.7 points/game and has topped 20 points in each of her last two outings. She is also fourth in the SEC with 5.3 assists/game. McKay is the Tigers' leading returning scorer for the second straight season after averaging 16.6 ppg last season. McKay ranks 17th in career scoring at Auburn with 1,331 points.

» Sophomore forward Unique Thompson is a force under the basket and has been key to Auburn's success early this year. She has five double-doubles in nine games and averages 13.3 points and 11.8 rebounds. As a freshman last season, she averaged 11.5 ppg and 8.4 rpg with 7 double-doubles, tying the Auburn freshman record.

» Junior Daisa Alexander had a breakout sophomore season where she scored 14.2 points/game and led the SEC with 2.8 steals/game, earning a nod to the SEC All-Defensive Team. So far this season, Alexander is averaging 13.1 points/game and had a career-high 8 assists vs. Louisiana-Lafayette.

» Senior Emari Jones has been one of Auburn's most consistent scorers so far in 2018-19, averaging 11.1 points/game and scoring in double-figures in five games so far. In 2017-18, she started 16 games and averaged 5.0 points. She transferred to Auburn prior to the 2016-17 season after a year at Shawnee CC in Ullin, Ill., where she was the nation's leading junior college scorer with 746 points in 2015-16.

» Redshirt junior Crystal Primm has given Auburn consistent minutes through her first four games on The Plains, averaging 10.0 points and 3.1 rebounds. Primm transferred from Duke following the 2016-17 season.

» The Tigers' incoming freshman class was ranked No. 13 by ESPN HoopGurlz and included two top-50 prospects in Robyn Benton (#17 overall; #6 guard) and Brooke Moore (#42 overall; #11 guard).

BALANCED SCORING RETURNS

» Through the first nine games, Auburn has five players averaging double-digit scoring, more than any

SEC STANDINGS & SCHEDULE

	<i>(thru games of Dec. 16)</i>					
	SEC Games			All Games		
	W	L	Pct.	W	L	Pct.
Mississippi St.	0	0	.000	10	0	1.000
Tennessee	0	0	.000	8	0	1.000
Kentucky	0	0	.000	10	1	.909
AUBURN	0	0	.000	8	1	.889
Texas A&M	0	0	.000	8	2	.800
Arkansas	0	0	.000	8	3	.727
Missouri	0	0	.000	8	3	.727
Alabama	0	0	.000	7	4	.636
LSU	0	0	.000	5	3	.625
Georgia	0	0	.000	6	4	.600
South Carolina	0	0	.000	6	4	.600
Ole Miss	0	0	.000	5	7	.417
Vanderbilt	0	0	.000	4	6	.400
Florida	0	0	.000	3	7	.300

Sunday, Dec. 16

Auburn 73, Samford 46
Arkansas 71, Prairie View 44
Alabama 87, Northwestern State 73
Ohio State 46, Florida 41
South Carolina 82, Purdue 73 (2OT)

Monday, Dec. 17

Texas State at Missouri

Tuesday, Dec. 18

Auburn vs. Coastal Carolina
Nebraska at Arkansas
Nicholls State at LSU
Western Carolina at Kentucky
Mississippi State at Oregon
Stanford at Tennessee

Wednesday, Dec. 19

Lipscomb at Georgia
Troy at Ole Miss
Southern California at Texas A&M

Thursday, Dec. 20

Alabama vs. Virginia
Auburn vs. North Carolina
Arkansas at Tulsa
Florida vs. Utah
LSU at Louisiana-Lafayette
Mississippi State at Washington
Vanderbilt vs. Miami

Friday, Dec. 21

Alabama vs. Miami
Florida vs. TBD
Georgia Southern at Georgia
Murray State at Kentucky
Temple at South Carolina
Missouri at Illinois
East Tennessee State at Tennessee
Prairie View A&M at Texas A&M
Vanderbilt vs. Creighton

Saturday, Dec. 22

Auburn at Elon

Associated Press Top 25

(Week 7: Dec. 17)

Rk	Team	Record	Prev
1	Connecticut (31)	9-0	1
2	Notre Dame	9-1	2
3	Louisville	11-0	4
4	Mississippi State	10-0	5
5	Maryland	10-0	6
6	Baylor	8-1	3
7	Oregon	8-1	7
8	Stanford	7-1	11
9	Tennessee	8-0	9
10	NC State	11-0	10
11	Oregon State	8-2	8
12	Texas	8-2	12
13	Minnesota	10-0	13
14	California	9-0	13
15	Syracuse	9-2	15
16	Iowa	8-2	16
17	Arizona State	8-2	17
18	Kentucky	10-1	18
19	Marquette	8-2	19
20	DePaul	7-3	20
21	Gonzaga	10-1	21
22	Michigan State	9-1	23
23	Texas A&M	8-2	NR
24	Miami	8-2	24
25	South Carolina	6-4	25

Also receiving votes: Iowa State, South Dakota, Florida State, Virginia Tech, South Florida, Missouri, Indiana, Georgia, Utah, Southern Cal, West Virginia, Drake, South Dakota State.

USA TODAY Coaches' Top 25

(Week 6: Dec. 11)

Rk	Team	Record	Prev
1	Connecticut (32)	9-0	1
2	Notre Dame	8-1	2
3	Louisville	10-0	4
4	Baylor	7-0	5
5	Mississippi State	9-0	6
6	Maryland	10-0	7
7	Oregon	7-1	3
8	Oregon State	7-1	8
9	Tennessee	8-0	9
10	NC State	10-0	10
11	Stanford	6-1	11
12	Texas	7-2	12
13	California	8-0	13
14	Syracuse	8-2	14
15	Iowa	7-2	16
16t	Marquette	7-2	15
16t	Minnesota	9-0	18
18	DePaul	7-3	17
19	Arizona State	7-2	19
20	Kentucky	9-1	19
21	Gonzaga	9-1	22
22t	Miami	8-2	23
22t	Michigan State	8-1	NR
24	Missouri	8-2	25
25	Drake	8-2	21

Also receiving votes: Southern California, South Carolina, Florida State, South Florida, Virginia Tech, Texas A&M, South Dakota, UAB, South Alabama, Kansas, Iowa State, Indiana, West Virginia, South Dakota State, Central Florida, Michigan, New Mexico.

other SEC team.

» For the first time since 2008, Auburn had six players finish in double-figures in the Tigers' 97-48 win over Grambling on Nov. 6.

» Junior Janiah McKay and freshman Robyn Benton led the way with 16 points, followed by junior Crystal Primm (15), sophomore Unique Thompson (14), and junior Daisa Alexander and senior Emari Jones (13).

» The last time Auburn had at least six players score 10+ points, seven players did it against Sam Houston State on Dec. 5, 2008, when the Tigers set a school record with 119 points. That night, it was KeKe Carrier (19), DeWanna Bonner (18), Alli Smalley (16), Whitney Boddie (13), Reneisha Hobbs (13), Chantel Hilliard (13) and Sherell Hobbs (13).

RAINTHREE COUNTY

» Auburn set a school record with 13 made 3-pointers in a 95-79 win over Oklahoma on Dec. 2. The Tigers got four apiece from Emari Jones and Robyn Benton, three from Daisa Alexander and two from Brooke Moore.

» The previous record for a single game was 12, set on Dec. 5, 2007, in a 99-47 win over Colgate. Since 2000, the Tigers have made at least 10 treys in a game 10 times; the most recent was an 82-75 win at Florida on New Year's Day in 2017 when Auburn hit 11 from long range.

» Auburn is averaging 7.2 made 3-pointers per game this season with 65 makes through nine games. The program record for 3-pointers in a season is 181 (5.7/game), set during the 2016-17 season.

OFFENSIVE EXPLOSION

» With 97 points in the season-opening win over Grambling, Auburn hit the 90-point plateau for the fourth time in the Coach Flo era and the first since scoring 92 on Nov. 17, 2014 - also against Grambling.

» The Tigers have scored at least 80 points in four games this season; Auburn scored 80+ in six games combined over the previous two seasons.

» Auburn's 95-point effort against Oklahoma on Dec. 2 gave the Tigers two 90-point games in the same season for the first time since the 2008-09 season, when Auburn topped the 90-point mark six times.

» The Tigers' 95 points against Oklahoma were the most scored by Auburn against a Power-5 conference opponent (SEC, ACC, Big Ten, Big 12, Pac-12) since 1990, when the Tigers beat Vanderbilt 96-93 in 2 OT.

» Under Coach Flo, Auburn is 5-0 when scoring at least 90 points and 27-1 when scoring at least 80 points.

» Auburn's total of 717 points through nine games (79.7 average) are its most since the 2008-09 season, when the Tigers scored 778 in their first nine contests (86.4 average).

SEEING DOUBLE

» Auburn players have recorded six double-doubles through nine games with five coming from sophomore Unique Thompson.

» Thompson earned her fifth double-double with 14 points and 17 rebounds in a 95-79 win over Oklahoma on Dec. 2.

» Thompson had 16 points and 13 rebounds for her third straight double-double and fifth of the season vs. Louisiana-Lafayette (11/25). She has now had 3 straight double-doubles in back-to-back seasons.

» With her 19-point, 14-rebound effort at Iowa State, Thompson recorded her 10th career double-double. She had reached the milestone by halftime with 16 points and 10 rebounds in the opening 20

minutes; it was the second time in her career she had a double-double by halftime.

» Thompson's 19-point, 19-rebound double-double at New Mexico was her second of the season and marked a career-high in rebounding for the Auburn sophomore.

» Thompson picked up where she left off in 2017-18 with her eighth career double-double, notching 14 points and 13 rebounds in the season-opener against Grambling. And Janiah McKay earned the second of her career with 16 points and 10 assists.

» The last time two Auburn players had a double-double in the same game was Dec. 13, 2015, at Marquette, when Tra'Ce'e Tanner (13 pts/12 rebs) and Brandy Montgomery (24 pts/12 rebs) did so.

CRASHING THE BOARDS

» Unique Thompson is the Tigers' leading rebounder, averaging 11.8 through nine games. Her 19-rebound effort at New Mexico was a career-high, surpassing the 16 boards she pulled down in her collegiate debut at Virginia Tech on Nov. 13, 2017. She was one board shy of another rare Auburn milestone - the Tigers have not had a 20-rebound game since 1995. She also added 17 against Oklahoma, giving her the three top rebounding performances for Auburn over the last three seasons.

» Through games of Dec. 16, Thompson is 3rd in the SEC and 18th in the country in rebounds/game (11.8) and 10th nationally in defensive rebounds/game (8.6).

» Emari Jones had the first double-digit rebounding game of her career with 10 against Louisiana-Lafayette on Nov. 25. She was 2 points shy of her first career double-double.

TURNING UP THE PRESSURE

» The Tigers are 3-0 this season and 47-8 under Coach Flo when forcing at least 25 turnovers.

» Auburn has forced at least 20 turnovers in six games so far in 2018-19.

» Auburn forced a season-high of 29 turnovers against Samford on Dec. 16, turning those into 30 points.

» Auburn ranked No. 2 in the nation in steals (13.2/game) and No. 3 in turnovers forced (22.9) for the 2017-18 season.

» Last year, the Tigers forced at least 20 turnovers in 23 of 29 games last year, including 10 games with at least 25 opponent turnovers. Auburn was 8-2 last year and has won 26 of its last 29 when forcing at least 25 turnovers.

» Auburn's season high of turnovers forced last year was 35 against ULM, which tied for the second-most by Auburn under Coach Flo and the eighth-most in program history.

CROSS-COUNTRY TREK

» From Nov. 10-14 as part of the Preseason WNIT that featured road games at New Mexico and Iowa State, the Tigers traveled 3,741 miles and visited six states in five days:

--Auburn to Atlanta Airport: 100 miles

--Atlanta to Albuquerque: 1,271 miles

--Albuquerque to Phoenix: 330 miles

--Phoenix to Des Moines: 1,155 miles

--Des Moines to Ames (and back): 80 miles

--Des Moines to St. Louis: 237 miles

--St. Louis to Atlanta: 468 miles

--Atlanta to Auburn: 100 miles

» Auburn has also made treks to New Orleans and Philadelphia in the non-conference season, and

has a 6-day trip to Myrtle Beach, S.C., and Elon, N.C. remaining.

AUBURN HONOR ROLL

- » **Janiah McKay**
--Preseason All-SEC Second Team
--WNIT All-Tournament Team
- » **Unique Thompson**
--Preseason All-SEC Second Team

ON THIS DATE

» Auburn is 11-5 all-time on Dec. 18. The Tigers' last game on this date came in 2016, when Auburn dropped a double-overtime heartbreaker to #24 Virginia Tech, 92-87.

IN DECEMBER

- » Auburn is 235-55 all-time in the month of December (records begin in 1978-79 season, not all dates provided prior to or during that year).
- » Under Coach Flo, the Tigers are 35-9 in December.

NEW FACES

- » Auburn welcomes four newcomers to the roster for 2018-19, all freshmen. Joining the Tigers this season are Robyn Benton (G, 5-9, Conyers, Ga.); Brooke Moore (G, 5-7, McDonough, Ga.); Erin Howard (G/F, 6-1, Madison, Wis.); and Natalie Kelly (F, 6-3, Albany, La.).
- » The Tigers' 2018-19 freshman class was rated the No. 13 signing class in the country by ESPN HoopGurlz.
- » Redshirt junior G Crystal Primm (West Palm Beach, Fla.) is eligible this season after sitting out last year under NCAA transfer rules. She transferred to Auburn from Duke in the summer of 2017 and has two years of eligibility.
- » Redshirt freshman Kiyae' White (Macungie, Pa.) will be in action this season after sitting out last year while rehabbing an injury.

WELCOME TO THE FAMILY

- » Auburn signed five players to NLI's during the early signing period in November.
- » The Tigers will welcome **Lauren Hansen** (5-8, G, Setauket, N.Y.); **Annie Hughes** (5-9, G, Pisgah, Ala.); **Maliya Perry** (6-0, G/F, Pickerington, Ohio); **Morgan Robinson-Nwagwu** (5-8, G, Norcross, Ga.); and **Sania Wells** (5-7, G, Hurley, Miss.) to The Plains beginning in the fall of 2019.

TIGERS IN THE PROS

- » DeWanna Bonner completed her ninth season in the WNBA in 2018, all with the Phoenix Mercury, after taking the 2017 season off for the birth of her twins. Bonner had one of her best pro seasons, averaging 17.3 points, 7.2 rebounds and 3.2 assists while starting all 34 games. She was a beast in the 2018 playoffs, averaging 24.0 points and 11.1 rebounds in seven postseason games. Bonner was named the Associated Press' WNBA Comeback Player of the Year.
- » Brandy Montgomery is playing in Europe for her second season, currently on the roster of Luxembourg side Etzella Ettelbruck. Last year, she played for Visby in Sweden, averaging 16.3 points, 5.1 rebounds and 1.8 assists while helping her team to the league semifinals.

Auburn in the SEC & NCAA Stats

(Thru games of 12/16/18)

Category	Value	SEC	NCAA
Scoring Offense	79.7	3rd	30th
Scoring Defense	62.4	8th	145th
Scoring Margin	+17.2	4th	39th
Field Goal Pct.	.456	3rd	31st
Field Goal Pct. Def.	.378	8th	126th
3-pt FG Pct.	.357	T-3rd	50th
3-pt FG Pct. Def.	.341	13th	284th
Free Throw Pct.	.728	2nd	73rd
Rebounds	39.0	9th	142nd
Rebound Margin	+4.6	7th	89th
Off. Rebounds	13.3	9th	--
Def. Rebounds	25.7	10th	--
Assists	15.9	3rd	64th
Assist/Turnover	1.0	3rd	60th
Turnover Margin	+5.9	4th	27th
Turnovers Forced	21.1	4th	42nd
Blocks	3.3	11th	162nd
Steals	12.2	2nd	21st

INDIVIDUALS (All Games)

Category	Value	SEC	NCAA
Scoring			
Janiah McKay	14.0	13th	225th
Unique Thompson	13.3	20th	--
Daisa Alexander	13.1	22nd	--
Rebounding			
Unique Thompson	11.8	3rd	18th
Field Goal Pct.			
Unique Thompson	.541	4th	57th
Janiah McKay	.469	12th	148th
Daisa Alexander	.441	14th	198th
Assists			
Janiah McKay	5.3	4th	48th
Free Throw Pct.			
Janiah McKay	.829	6th	103rd
Steals			
Janiah McKay	2.7	2nd	53rd
Unique Thompson	2.2	5th	119th
Daisa Alexander	2.1	6th	135th
3-Point FG Pct.			
Emari Jones	.385	6th	118th
3-Point FG Made			
Emari Jones	2.2	9th	158th
Blocked Shots			
Unique Thompson	1.1	--	201st
Offensive Rebounds			
Unique Thompson	3.6	5th	--
Defensive Rebounds			
Unique Thompson	8.6	1st	10th

NCAA RPI Report (AU & Opponents)

(as of 12/16/18)

Rk	Team	Record	AU Result
5	Iowa State	8-2	L 64-67
11	Kentucky	10-1	--
14	Tennessee	8-0	--
18	Mississippi State	10-0	--
20	New Mexico	8-1	W 79-76
39	North Carolina	7-4	--
44	AUBURN	8-1	
47	Arkansas	8-3	--
50	Texas A&M	8-2	--
62	South Carolina	6-4	--
80	Missouri	8-3	--
89	LSU	5-3	--
121	Alabama	7-4	--
134	Georgia	6-4	--
160	Nicholls State	4-5	W 80-59
165	Coastal Carolina	7-1	--
166	Vanderbilt	4-6	--
190	Florida	3-7	--
193	Oklahoma	3-6	W 95-79
197	Elon	4-5	--
231	Alabama State	1-8	--
234	Ole Miss	5-7	--
245	Grambling	1-7	W 97-48
260	Samford	3-8	W 73-46
302	St. Joseph's	3-7	W 81-70
344	Louisiana-Lafayette	2-7	W 71-59

Auburn Career Record Updates

Auburn Career Scoring

No.	Player	Years	Points
1.	DeWanna Bonner	2005-09	2,162
2.	Becky Jackson	1980-84	2,068
3.	Vickie Orr	1985-89	2,035
4.	Marianne Merritt	1975-79	1,979
5.	Carolyn Jones	1988-91	1,831
6.	Natasha Brackett	2001-05	1,716
7.	Brandy Montgomery	2013-17	1,644
8.	Mae Ola Bolton	1984-88	1,616
9.	Alli Smalley	2007-11	1,601
10.	Angie Hannah	1978-82	1,583
11.	Tyrese Tanner	2010-14	1,515
12.	Le'Co'e Willingham	1999-03	1,475
13.	Lori Monroe	1979-83	1,415
14.	Tasha Hamilton	1997-01	1,402
15.	Sherell Hobbs	2005-09	1,372
16.	Linda Godby	1986-90	1,365
17.	Janiah McKay	2015-present	1,331
18.	Tra'Ce'e Tanner	2012-16	1,327
19.	Debra Larkin	1981-85	1,310
20.	C.C. Hayden	1989-92	1,306
21.	Katie Frerking	2013-17	1,271
22.	Conswella Sparrow	1997-00	1,249
23.	Blanche Alverson	2009-13	1,244
24.	Brenda Hill	1981-85	1,222
25.	Monique Morehouse	1992-96	1,191
26.	Lauretta Freeman	1989-93	1,188
27.	Hasina Muhammad	2001-15	1,184
28.	Sharon Stewart	1984-88	1,184
29.	Ruthie Bolton	1985-89	1,176
30.	Tiffany Krantz	1996-00	1,136

Auburn Career Steals

No.	Player	Years	Steals
1.	Mae Ola Bolton	1985-88	282
2.	Kristen Mulligan	1993-96	253
3.	Ruthie Bolton	1986-89	246
4.	Debra Larkin	1982-85	242
5.	Helene Baroody	1984-87	240
6.	Katie Frerking	2013-17	234
7.	Sherell Hobbs	2005-09	231
8.	Hasina Muhammad	2011-15	223
9.	DeWanna Bonner	2005-09	208
10.	Natasha Brackett	2001-05	202
--	Janiah McKay	2015-present	178

Auburn Career Free Throws

No.	Player	Years	FTs
1.	DeWanna Bonner	2005-09	600
2.	Carolyn Jones	1988-91	438
3.	Tyrese Tanner	2010-14	376
4.	Conswella Sparrow	1997-00	346
	Le'Co'e Willingham	1999-04	346
6.	Janiah McKay	2015-present	343
7.	Becky Jackson	1980-84	340
	Vickie Orr	1985-89	307
9.	Marianne Merritt	1975-79	305
10.	Tasha Hamilton	1997-01	296

Auburn Career Double-Doubles

No.	Player	Years	D-Ds
1.	DeWanna Bonner	2005-09	40
2.	Lauretta Freeman	1989-93	38
3.	C.C. Hayden	1989-92	30
4.	Le'Co'e Willingham	1999-04	29
5.	Vickie Orr	1985-89	27
6.	Monique Morehouse	1992-96	24
7.	Becky Jackson	1980-84	19
8.	Conswella Sparrow	1997-00	15
9.	Tra'Ce'e Tanner	2012-16	14
10.	Tasha Hamilton	1997-01	13
	Sharon Stewart	1984-88	13
12.	Unique Thompson	2017-present	12
	Danielle Coleman	1992-94	12
	Marita Payne	2002-06	12
15.	Whitney Boddie	2005-09	11
	KeKe Carrier	2005-10	11
17.	Tia Miller	2001-04	8
	Tara Williams	1995-97	8
19.	Katie Frerking	2013-17	7
	Linda Godby	1986-90	7
	Laticia Morris	1995-97	7
	Mandisa Stevenson	2002-04	7
	Tyrese Tanner	2010-14	7
24.	Justine Agbatan	1995-98	6
	Brenda Hill	1982-83	6
	Kendall Mago	1988-92	6
	Samantha Williams	1991-96	6
28.	Ruthie Bolton	1985-89	5
	Jordan Greenleaf	2006-11	5

Auburn Career Assists

No.	Player	Years	Assists
1.	Whitney Boddie	2005-09	603
2.	Renae Halbrooks	1978-82	593
3.	Helene Baroody	1983-87	587
4.	Kristen Mulligan	1992-96	551
5.	Ruthie Bolton	1985-89	526
6.	Martha Monk	1979-81	525
7.	Chantel Tremiere	1987-91	490
8.	Tiffany Krantz	1996-2000	414
9.	Debra Larkin	1981-85	386
10.	Janiah McKay	2015-present	362
11.	Samantha Williams	1991-96	323
12.	Nicole Loudon	2001-05	311
13.	Katie Frerking	2013-17	307
14.	Alli Smalley	2007-11	303
15.	Morgan Toles	2009-11	267
16.	Najat Ouardad	2011-13	259
17.	Cindy Sagrera	1981-84	254
18.	Mae Ola Bolton	1984-88	252
19.	Nitasha Brown	2002-06	236
20.	DeWanna Bonner	2005-09	226
21.	Tasha Hamilton	1997-2001	219
22.	Angie Hannah	1978-82	214
23.	Lynn Stevenson	1987-91	212
24.	LaRita Spencer	1999-2001	209
25.	Terryland Robinson	1989-93	207
	Diann McNeil	1984-88	202
27.	Justine Agbatan	1995-98	201
28.	Nancy Derrick	2000-04	200
	Sherell Hobbs	2005-09	200
30.	Tamela McCorvey	2006-08	189

Auburn Career Free-Throw Pct. (min 150 att.)

No.	Player	Years	Pct. (FT-FTA)
1.	Carolyn Jones	1988-91	.810 (438-541)
2.	Kristen Mulligan	1992-96	.796 (191-240)
3.	DeWanna Bonner	2005-09	.795 (600-777)
4.	Laticia Morris	1995-97	.787 (233-296)
5.	Whitney Boddie	2005-09	.777 (219-282)
6.	Linda Godby	1986-90	.774 (185-239)
7.	Brenda Hill	1982-83	.768 (208-271)
8.	Janiah McKay	2015-present	.76733 (343-447)
9.	Helene Baroody	1983-87	.76732 (155-202)
10.	Patrena Scruggs	1987-89	.749 (128-171)

Auburn Individual & Team Records

Single Game

Points	41, Conswella Sparrow vs. South Alabama (Feb. 17, 1998)
Field Goals	17, Becky Jackson vs. UAB (1982-83)
Field Goal Attempts	34, Marianne Merritt vs. West Georgia (1975-76)
FG Percentage	1.000 (12-12), Laticia Morris vs. S. Alabama (Jan. 14, 1997)
3PT Field Goals	8, Tiffany Krantz vs. Troy State (Nov. 21, 1997)
3PT Field Goal Attempts	16, Brandy Montgomery at Marquette (Dec. 13, 2015)
3PT FG Pct.	1.000 (7-7), Tiffany Krantz vs. Vanderbilt (Jan. 29, 1997)
Free Throws	14, DeWanna Bonner vs. Tennessee (Jan. 25, 2009)
Free Throw Attempts	17, Becky Jackson vs. Iona (Dec. 13, 1980)
FT Percentage	1.000 (11-11), Conswella Sparrow vs. Georgia (Jan. 17, 1998)
	1.000 (11-11), Lori Nero vs. Missouri State (Mar. 17, 2000)
	1.000 (11-11), Sherell Hobbs vs. Stephen F. Austin (Jan. 3, 2009)
	1.000 (11-11), Janiah McKay vs. Texas A&M (Jan. 7, 2018)
Rebounds	26, Marianne Merritt vs. Montevallo (1975-76)
Assists	18, Martha Monk vs. Alabama State (1980-81)
Blocks	13, Marita Payne vs. Arkansas (Feb. 3, 2005)
Steals	10, Kristen Mulligan vs. NE Illinois (Dec. 18, 1992)
	10, Ruthie Bolton vs. Long Beach St. (April 1, 1988)
	10, Mae Ola Bolton vs. Kentucky (Feb. 3, 1987)

Season

Points	716, DeWanna Bonner (2008-09)
Scoring Average	21.9, Marianne Merritt (1975-76)
Field Goals	259, Tara Williams (1996-97)
	259, Angie Hannah (1980-81)
Field Goal Attempts	544, Tara Williams (1996-97)
Field Goal Percentage	.663 (222-335), Becky Jackson (1982-83)
3PT Field Goals	70, Tiffany Krantz (1996-97)
3PT Field Goal Attempts	197, Brandy Montgomery (2016-17)
3PT FG Percentage	.429 (48-112), Kristen Mulligan (1994-95)
Free Throws	218, DeWanna Bonner (2008-09)
Free Throw Attempts	258, DeWanna Bonner (2008-09)
Free Throw Percentage	.862 (25-59), Beth Bryant (1982-83)
Rebounds	401, Lauretta Freeman (1992-93)
Rebounding Average	15.3, Marianne Merritt (1975-76)
Assists	294, Martha Monk (1980-81)
Assists Average	8.9, Martha Monk (1980-81)
Blocks	141, Marita Payne (2004-05)
Steals	114, Marianne Merritt (1975-76)
Double-Doubles	26, Lauretta Freeman (1992-93)

Career

Points	2,162, DeWanna Bonner (2005-09)
Scoring Average	20.4, Marianne Merritt (1975-79)
Field Goals	864, Becky Jackson (1980-84)
	864, Vickie Orr (1985-89)
Field Goal Attempts	1,795, Marianne Merritt (1975-79)
Field Goal Percentage	.602, Becky Jackson (1980-1984)
3PT Field Goals	219, Alli Smalley (2007-11)
3PT Field Goal Attempts	688, Brandy Montgomery (2013-17)
3PT Field Goal Percentage	.415, Carolyn Jones (1988-91)
Free Throws	600, DeWanna Bonner (2005-09)
Free Throw Attempts	755, DeWanna Bonner (2005-09)
Free Throw Percentage	.810, Carolyn Jones (1988-91)
Rebounds	1,118, Becky Jackson (1980-84)
Rebounding Average	10.0, Marianne Merritt (1975-79)
Assists	603, Whitney Boddie (2005-09)
Assists Average	8.3, Martha Monk (1979-81)
Blocks	377, Marita Payne (2002-06)
Steals	282, Mae Ola Bolton (1985-88)
Double-Doubles	40, DeWanna Bonner (2005-09)

Triple-Doubles

Only three players ever at Auburn, male or female, have recorded a triple-double in a game, with two coming from the women's team: Marita Payne and Whitney Boddie. Payne recorded the first ever on Feb. 3, 2005 with 15 points, 12 rebounds and 13 blocks against Arkansas. Boddie followed up with one on Dec. 5, 2008 with 24 points, 11 rebounds and 12 assists against Sam Houston State.

Single Game

Points	119 vs. Sam Houston State (Dec. 5, 2008)
First Half Points	63 vs. Florida Southern (Jan. 17, 1987)
Second Half Points	64 vs. Jacksonville State (Jan. 19, 1999)
Points in a Quarter	32 (4Q) vs. Indiana (Nov. 8, 2016)
	32 (4Q) vs. Oklahoma (Dec. 2, 2018)
Field Goals	51 vs. Alabama State (Dec. 2, 1986)
Field Goal Attempts	97 vs. Georgia State (Dec. 5, 1987)
Field Goal Percentage	.672 (38-58) vs. North Carolina (Dec. 18, 1982)
3PT Field Goals	13 vs. Oklahoma (Dec. 2, 2018)
3PT Field Goal Attempts	33 vs. Iowa State (Dec. 28, 2001)
3PT FG Percentage	.833 (5-6) vs. Charleston Southern (Nov. 23, 2001)
	.833 (5-6) at LSU (Feb. 1, 2009)
Free Throws	38 vs. Tuskegee (1976-77)
Free Throw Attempts	54 vs. Tuskegee (1976-77)
Free Throw Percentage	1.000 (16-16) vs. Texas A&M (Jan. 8, 2018)
Rebounds	79 vs. Eastern Kentucky (Nov. 25, 1989)
	79 vs. Alabama-Huntsville (Jan. 5, 1980)
Assists	38 vs. Georgia State (Dec. 5, 1987)
Blocks	17 vs. Alabama A&M (Nov. 19, 2009)
	17 vs. South Alabama (Feb. 23, 1994)
	17 vs. Lamar (Dec. 1, 1993)
Steals	24 vs. Tennessee State (Dec. 5, 2001)
	24 vs. East Carolina (Dec. 5, 2015)
Opponent Turnovers	45 vs. Puerto Rico-Mayaguez (Dec. 17, 2000)
Fewest Points	25 vs. Mercer (1971-72)
Fewest First Half Points	12 vs. Hampton (Dec. 30, 2014)
Fewest Second Half Points	10 vs. Mercer (1971-72)
Fewest Rebounds	17 vs. Vanderbilt (Feb. 4, 2016)
Fewest Assists	3 vs. Tennessee (Jan. 10, 2002)
Fewest Field Goals	12 vs. Vanderbilt (Dec. 18, 1994)
	12 vs. South Carolina (Feb. 16, 2006)
Fewest Field Goal Attempts	39 at Duke (Nov. 27, 2005)
Fewest Free Throws	0 vs. Georgia (Feb. 12, 1983)
Fewest Free Throw Attempts	4 vs. Northwestern (Dec. 12, 1990)
	4 vs. South Alabama (Feb. 20, 1991)
	4 at Kentucky (Feb. 3, 2011)
	4 at Kentucky (Jan. 17, 2016)
	4 vs. Texas A&M (Feb. 5, 2017)
	4 at Tennessee (Jan. 4, 2018)
Fewest Fouls	6 vs. Alabama State (Feb. 20, 1991)
Fewest Turnovers	5 at Alabama (Feb. 26, 2004)
	5 vs. Florida (Dec. 31, 2017)

Season

Points	2,945 in 1987-88
Scoring Average	87.1 in 1986-87
Field Goals	1,238 in 1987-88
Field Goal Attempts	2,468 in 1987-88
Field Goal Percentage	.524 (1,201-2,292) in 1986-87
3PT Field Goals	181 in 2016-17
3PT Field Goal Attempts	639 in 2016-17
3PT Field Goal Percentage	.406 (26-64) in 1987-88
Free Throws	572 in 1989-90
Free Throw Attempts	838 in 1989-90
Free Throw Percentage	.749 (519-693) in 1990-91
Rebounds	1,652 in 1987-88
Rebounding Average	47.2 in 1987-88
Rebounding Margin	+15.7 in 1987-88
Assists	674 in 1987-88
Blocks	207 in 2005-06
Steals	402 in 2012-13
Turnovers Forced	709 in 2016-17
Wins	32 in 1987-88/1988-89
Consecutive Wins	28 in 1988-89
Consecutive Home Wins	68 from 1986-91
Losses	18 in 1977-78/1978-79/2014-15

TIGERS' RECORD WHEN...

	2018-19	Under Coach Flo
At Home.....	5-0	66-29
On the Road.....	3-1	28-50
At a Neutral Site.....	0-0	16-13
When wearing white.....	5-0	66-23
When wearing orange.....	1-0	6-10
When wearing blue.....	2-1	34-55
When wearing pink.....	0-0	4-4
Leading at the half.....	8-1	88-19
Trailing at the half.....	0-0	22-68
Tied at the half.....	0-0	0-5
Scores 100+ points.....	0-0	0-0
Scores 90-99 points.....	2-0	5-0
Scores 80-89 points.....	2-0	22-1
Scores 70-79 points.....	4-0	33-6
Scores 60-69 points.....	0-1	34-19
Scores fewer than 60 points.....	0-0	14-66
Holds opponent to 41-50 points.....	2-0	28-3
Holds opponent to 31-40 points.....	0-0	6-0
Holds opponent to under 30 points.....	0-0	2-0
Force 25 or more turnovers.....	3-0	47-8
Shoots 50% FG or better.....	2-0	29-2
Shoots 40-49% FG.....	5-1	57-22
Shoots 39.9% or under FG.....	1-0	23-69
Holds opponent under 30% FG.....	1-0	23-2
Shoots higher FG% than opponent.....	8-1	92-21
Shoots lower FG% than opponent.....	0-0	18-66
Shoots same FG% as opponent.....	0-0	0-3
Shoots higher FT% than opponent.....	5-1	47-34
Shoots lower FT% than opponent.....	3-0	62-58
Shoots same FT% as opponent.....	0-0	0-1
Out-rebounds opponent.....	5-0	68-25
Out-rebounded by opponent.....	1-1	36-66
Tied in rebounds.....	2-0	5-2
Versus ranked opponent.....	0-0	4-41
In overtime.....	0-0	3-4
Games decided by 3 points or less.....	1-1	8-14
Games decided by 4-5 points.....	0-0	10-13
Games decided by 6-10 points.....	0-0	25-24
Games decided by 11-20 points.....	4-0	33-26
Games decided by 21-30 points.....	2-0	23-9
Games decided by 30+ points.....	1-0	11-6
On Television/Digital.....	7-0	55-61
In November.....	5-1	31-13
In December.....	3-0	35-8
In January.....	0-0	13-34
In February.....	0-0	19-26
In March.....	0-0	11-11

2018-19 Auburn Superlatives...

First Half

Most points scored in the first quarter.....	30, at St. Joseph's (12/6/18)
Most points scored in the second quarter.....	27, vs. Oklahoma (12/2/18)
Most points scored in the first half.....	44, vs. Grambling (11/6/18) & vs. Oklahoma (12/2/18)
Fewest points scored in the first half.....	34, vs. Louisiana-Lafayette (11/25/18)
Fewest points allowed in the first half.....	17, vs. Samford (12/16/18)
Most points allowed in the first half.....	33, at New Mexico (11/11/18)
Best FG % in the first half.....	.531, at St. Joseph's (12/6/18)
Worst FG % in the first half.....	.303, at New Mexico (11/11/18)
Best FG % by an opponent in the first half.....	.458, at XULA (11/28/18)
Worst FG % by an opponent in the first half.....	.242, vs. Grambling (11/6/18)
Most rebounds in the first half.....	29, at New Mexico (11/11/18)
Fewest rebounds in the first half.....	16, at XULA (11/28/18) & vs. Samford (12/16/18)
Most rebounds by an opponent in the first half.....	23, vs. Oklahoma (12/2/18)
Fewest rebounds by an opponent in the first half.....	10, vs. Nicholls State (11/9/18)

Second Half

Most points scored in the third quarter.....	27, vs. Nicholls State (11/9/18)
Most points scored in the fourth quarter.....	32, vs. Oklahoma (12/2/18)
Most points scored in an overtime period.....	
Most points scored in the second half.....	53, vs. Grambling (11/6/18)
Fewest points scored in the second half.....	26, at Iowa State (11/13/18)
Fewest points allowed in the second half.....	28, vs. Grambling (11/6/18) & at XULA (11/28/18)
Most points allowed in the second half.....	49, vs. Oklahoma (12/2/18)
Best FG % in the second half.....	.564, vs. Grambling (11/6/18)
Worst FG % in the second half.....	.310, at Iowa State (11/13/18)
Best FG % by an opponent in the second half.....	.571, at St. Joseph's (12/6/18)
Worst FG % by an opponent in the second half.....	.280, vs. Grambling (11/6/18)
Most rebounds in the second half.....	25, vs. Grambling (11/6/18)
Fewest rebounds in the second half.....	11, at St. Joseph's (12/6/18)
Most rebounds by an opponent in the second half.....	23, at Iowa State (11/13/18)
Fewest rebounds by an opponent in the second half.....	11, at St. Joseph's (12/6/18)

Game

Most points scored.....	97, vs. Grambling (11/6/18)
Fewest points scored.....	64, at Iowa State (11/13/18)
Most points allowed.....	79, vs. Oklahoma (12/2/18)
Fewest points allowed.....	46, vs. Samford (12/16/18)
Best FG %.....	.537, at St. Joseph's (12/6/18)
Worst FG %.....	.391, vs. Samford (12/16/18)
Best FG % by an opponent.....	.459, vs. Oklahoma (12/2/18)
Worst FG % by an opponent.....	.259, vs. Grambling (11/6/18)
Most rebounds.....	53, vs. Grambling (11/6/18)
Fewest rebounds.....	30, at St. Joseph's (12/6/18)
Most rebounds by an opponent.....	42, at Iowa State (11/13/18)
Fewest rebounds by an opponent.....	26, vs. Grambling (11/6/18)

Miscellaneous

Highest-scoring quarter.....	32, 4Q vs. Oklahoma (12/2/18)
Lowest-scoring quarter.....	7, 3Q at Iowa State (11/13/18)
Highest-scoring opponent quarter.....	26, 4Q vs. Oklahoma (12/2/18)
Lowest-scoring opponent quarter.....	5, 2Q vs. Grambling (11/6/18)
Largest margin in a single quarter.....	+21 (27-6), 2Q vs. Oklahoma (12/2/18)
Largest margin of victory.....	49, vs. Grambling (11/6/18)
Smallest margin of victory.....	3, at New Mexico (11/11/18)
Largest margin of defeat.....	
Smallest margin of defeat.....	3, at Iowa State (11/13/18)
Largest halftime lead.....	24, vs. Grambling (11/6/18)
Smallest halftime lead.....	3, at New Mexico (11/11/18)
Times tied at halftime.....	
Largest halftime deficit.....	
Smallest halftime deficit.....	
Largest rebounding margin.....	+27, vs. Grambling (11/6/18)
Smallest rebounding margin.....	+1, vs. Louisiana-Lafayette (11/25/18) & at XULA (11/28/18)
Last time tied in rebounding.....	30-30, at St. Joseph's (12/6/18)
Largest rebounding deficit.....	-6, at Iowa State (11/13/18)
Smallest rebounding deficit.....	
Largest deficit overcome to win game.....	8, vs. Oklahoma (12/2/18)
Largest lead lost.....	15, at Iowa State (11/13/18)

MISCELLANEOUS STATISTICS

Double-Doubles	Season	Career
Unique Thompson	5	12
Janiah McKay	1	2

30+ Point Games	Season	Career
20+ Point Games	Season	Career
Janiah McKay	2	19
Daisa Alexander	1	7
Unique Thompson	0	3

10+ Rebound Games	Season	Career
Unique Thompson	6	17

10+ Assist Games	Season	Career
Janiah McKay	1	2

5+ Steal Games	Season	Career
Crystal Primm	1	1
Janiah McKay	0	5
Daisa Alexander	0	2
Erica Sanders	0	1

5+ Block Games	Season	Career
Unique Thompson	0	1

GAMES LED AUBURN IN . . .

Scoring	Season	Career
Janiah McKay	4	32
Unique Thompson	4	9
Daisa Alexander	2	9
Robyn Benton	1	1
Emari Jones	1	1

Rebounding	Season	Career
Unique Thompson	9	28
Emari Jones	0	3
Daisa Alexander	0	2
Abigayle Jackson	0	2
Janiah McKay	0	2
Erica Sanders	0	2

Assists	Season	Career
Janiah McKay	7	59
Daisa Alexander	2	3
Unique Thompson	1	3
Emari Jones	1	2
Erica Sanders	0	5

(includes games where lead was shared)

2018-19 DOUBLE-DOUBLES

- Unique Thompson vs. Grambling (14 pts, 13 reb)
- Janiah McKay vs. Grambling (16 pts, 10 ast)
- Unique Thompson at New Mexico (19 pts, 19 reb)
- Unique Thompson at Iowa State (19 pts, 14 reb)
- Unique Thompson vs. UL-Lafayette (16 pts, 13 reb)
- Unique Thompson vs. Oklahoma (14 pts, 17 reb)

Last Time an Auburn Team...

- Scored 90 points Auburn 95, Oklahoma 79, in Auburn, Ala. (Dec. 2, 2018)
- Scored 100 points Auburn 119, Sam Houston State 54, in Auburn, Ala. (Dec. 5, 2008)
- Scored 100 points in an SEC game Auburn 102, Tennessee 96, SEC Tournament in Albany, Ga. (Mar. 6, 1987)
- Scored 100 at home Auburn 119, Sam Houston State 54, in Auburn, Ala. (Dec. 5, 2008)
- Scored 80 points and lost Virginia Tech 92, Auburn 87 [OT] in Auburn, Ala. (Dec. 18, 2016)
- Scored 90 points and lost Kentucky 91, Auburn 90 [2OT], in Auburn, Ala. (Feb. 2, 1986)
- Scored 100 points and lost Never
- Scored 110+ points Auburn 119, Sam Houston State 54, in Auburn, Ala. (Dec. 5, 2008)
- Scored 50-59 points in a half 51 - 2nd half vs. Oklahoma in Auburn, Ala. (Dec. 2, 2018)
- Scored 60 or more points in a half 62 (2nd half) - vs. Drake in New Orleans, La. (Dec. 21, 2016)
- Scored 30 or more points in a quarter 30 (1st quarter) - at St. Joseph's in Philadelphia, Pa. (Dec. 6, 2018)
- Scored 50 points or less in a game 48 - at Kentucky in Lexington, Ky. (Feb. 1, 2018)
- Scored 50 points or less and won Auburn 47, Missouri 45 [SEC] in Jacksonville, Fla. (March 3, 2016)
- Scored 40 points or less in a game Georgia 63, Auburn 30, in Athens, Ga. (Jan. 28, 2016)
- Scored less than 10 points in a quarter 7 points (3rd quarter) vs. Iowa State in Ames, Iowa (Nov. 13, 2018)
- Scored less than 20 points in a 1st half 16 points vs. Missouri in Auburn, Ala. (Feb. 15, 2018)
- Scored less than 20 points in a 2nd half 18 points vs. Missouri [SEC] in Jacksonville, Fla. (March 3, 2016)
- Had 35+ rebound margin 36 - (52-16) vs. Alabama A&M in Normal, Ala. (Nov. 19, 2013)
- Had 25+ rebound margin 33 - (53-26) vs. Grambling State in Auburn, Ala. (Nov. 6, 2018)
- Had 20+ rebound margin 33 - (53-26) vs. Grambling State in Auburn, Ala. (Nov. 6, 2018)
- Attempted 30 free throws 33 - vs. Southeastern Louisiana in Auburn, Ala. (Dec. 19, 2017)
- Attempted 35 free throws 35 - vs. Florida A&M in Auburn, Ala. (Nov. 28, 2009)
- Attempted 40 free throws 41 - vs. Alabama State in Auburn, Ala. (Nov. 15, 2006)
- Attempted 5 free throws or less 5 - vs. Tennessee [SEC] in Nashville, Tenn. (March 1, 2018)
- Did not attempt a free throw Never
- Made 20 free throws 20 - vs. Alabama in Auburn, Ala. (Jan. 28, 2018)
- Made 25 free throws 29 - vs. South Carolina (29-38) in Auburn, Ala. (Feb. 17, 2008)
- Made 30 free throws 31 - vs. Northwestern State (31-43) (Dec. 30, 2003)
- Had 25 assists 25 - vs. Ole Miss in Auburn, Ala. (Jan. 8, 2017)
- Had 25 turnovers 25 - at Kentucky in Lexington, Ky. (Feb. 1, 2018)
- Had 10 turnovers or less 10 - at St. Joseph's in Philadelphia, Pa. (Dec. 6, 2018)
- Had 25+ steals Never
- Had 20-24 steals 21 - vs. ULM in Auburn, Ala. (Nov. 29, 2017)
- Had 15-19 steals 15 - vs. Samford in Auburn, Ala. (Dec. 16, 2018)
- Had 10-14 blocks 10 - vs. Louisiana Tech in Auburn, Ala. (Nov. 19, 2017)
- Had 15+ blocks 15 - at Florida International in Miami, Fla. (Dec. 29, 2014)
- Won an overtime game Auburn 71, Arkansas 60 [1OT] in Auburn, Ala. (Jan. 24, 2016)
- Lost an overtime game Alabama 63, Auburn 61 [1OT] in Auburn, Ala. (Feb. 20, 2017)
- Played a double overtime game Auburn 70, Alabama 65 [2OT] in Auburn, Ala. (Feb. 27, 2014)
- Played three or more overtimes Never
- Shot 70% for a half 70.6% (24-of-34) vs. Florida A&M in Auburn, Ala. (Dec. 15, 2013)
- Shot 60% for a game 61.8% (34-for-55) vs. Alabama (Jan. 22, 2009)
- Shot less than 30% for a game 27.6% (21-of-76) vs. Missouri in Auburn, Ala. (Feb. 15, 2018)
- Shot 90-99.9% from the free throw line (minimum 10 attempts) 92.3% (12-of-13) vs. Nicholls State in Auburn, Ala. (Nov. 9, 2018)
- Shot 100% from the free throw line (minimum 10 attempts) 100% (16-of-16) vs. Texas A&M in Auburn, Ala. (Jan. 7, 2018)
- Shot 50% on 3-pointers (minimum 5 attempts) 55.6% (5-of-9) vs. Alabama in Auburn, Ala. (Jan. 28, 2018)
- Shot 20-30% in a half 20.0% (6-of-30), 2nd half vs. Vanderbilt in Auburn, Ala. (Feb. 12, 2018)
- Shot less than 20% in a half 18.4% (7-of-38), 1st half vs. Missouri in Auburn, Ala. (Feb. 15, 2018)
- Shot 55% or better and lost 58.1% (25-of-43) vs. Tennessee (Jan. 20, 2005)
- Made at least 10 3-point field goals 13-of-29 vs. Oklahoma in Auburn, Ala. (Dec. 2, 2018)
- Failed to make a 3-point field goal 0-of-5 vs. Southern in Auburn, Ala. (Dec. 9, 2017)
- Had 60+ rebounds 61 - vs. Stephen F. Austin in Auburn, Ala. (Dec. 17, 2007)
- Had 50-59 rebounds 53 - vs. Grambling State in Auburn, Ala. (Nov. 6, 2018)
- Defeated a Top-25 opponent Auburn 80, #16 Florida 58, in Auburn, Ala. (Feb. 14, 2016)
- Defeated a Top-10 opponent Auburn 66, #7 Kentucky 61, in Auburn, Ala. (Jan. 3, 2016)
- Defeated a Top-25 opponent on the road Auburn 68, #16 Vanderbilt 62, in Nashville, Tenn. (Feb. 13, 2014)

Last Time an Auburn Player...

- Scored 25 points 25 - Janiah McKay at Mississippi State in Starkville, Miss. (Feb. 22, 2018)
- Scored 30 points 32 - Katie Frerking at Texas A&M in College Station, Texas (Feb. 5, 2017)
- Scored 35 points 35 - DeWanna Bonner vs. Tennessee (Jan. 25, 2009)
- Scored 40 points 41 - Conswella Sparrow vs. South Alabama (Feb. 17, 1998)
- Had 10+ rebounds 17 - Unique Thompson vs. Oklahoma in Auburn, Ala. (Dec. 2, 2018)
- Had 15+ rebounds 17 - Unique Thompson vs. Oklahoma in Auburn, Ala. (Dec. 2, 2018)
- Had 20 rebounds 20 - Monique Morehouse at LSU (Feb. 4, 1995)
- Had 10 assists 10 - Janiah McKay vs. Grambling State (Nov. 6, 2018)
- Had 15 assists 18 - Martha Monk vs. Alabama State (Feb. 18, 1981)
- Had 5 blocks 6 - Unique Thompson vs. Louisiana Tech in Auburn, Ala. (Nov. 19, 2017)
- Had 7 blocks 7 - Jassany Williams vs. Duke (Nov. 18, 2011)
- Had 10 blocks 13 - Marita Payne vs. Arkansas (Feb. 3, 2005)
- Had 5 steals 5 - Crystal Primm vs. Nicholls State in Auburn, Ala. (Nov. 9, 2018)
- Had 8 steals 8 - Brandy Montgomery vs. East Carolina in Auburn, Ala. (Dec. 5, 2015)
- Had 10 steals 10 - Kristen Mulligan vs. Northeast Illinois in Auburn, Ala. (Dec. 18, 1992)
- Made 10 field goals 10 - Janiah McKay (10-20) vs. Tennessee [SEC] in Nashville, Tenn. (March 1, 2018)
- Made 15 field goals 15 - Conswella Sparrow (15-16) vs. South Alabama (Feb. 17, 1998)
- Attempted 20 field goals 20 - Janiah McKay (10-20) vs. Tennessee [SEC] in Nashville, Tenn. (March 1, 2018)
- Attempted 25 field goals 28 - Brandy Montgomery (8-28) at Marquette in Milwaukee, Wis. (Dec. 13, 2015)
- Made 5 three-point field goals 5 - Brandy Montgomery vs. Ole Miss in Auburn, Ala. (Jan. 8, 2017)
- Made 8 three-point field goals 8 - Tiffany Krantz vs. Troy State in Auburn, Ala. (Nov. 21, 1997)
- Attempted 10 three-point field goals 10 - Brandy Montgomery vs. Virginia Tech in Auburn, Ala. (Dec. 18, 2016)
- Attempted 15 three-point field goals 16 - Brandy Montgomery at Marquette in Milwaukee, Wis. (Dec. 13, 2015)
- Made 10 free throws 11 - Janiah McKay (11-12) vs. LSU in Auburn, Ala. (Feb. 8, 2018)
- Made 15 free throws Never
- Shot 100% at the free throw line (min. 10 attempts) 11-11 - Janiah McKay vs. Texas A&M in Auburn, Ala. (Jan. 7, 2018)

SEC PRESEASON POLL (Media Vote)**Order of Finish**

- Mississippi State
- South Carolina
- Tennessee
- Georgia
- Missouri
- Texas A&M
- Kentucky
- Auburn
- LSU
- Alabama
- Arkansas
- Florida
- Vanderbilt
- Ole Miss

Player of the Year

Teaira McCowan, Mississippi State

All-SEC Team

Caliya Robinson, Georgia
Anriel Howard, Mississippi State
Teaira McCowan, Mississippi State
Sophie Cunningham, Missouri
Alexis Jennings, South Carolina
Rennia Davis, Tennessee
Chennedy Carter, Texas A&M

SEC PRESEASON POLL (Coaches' Vote)**Order of Finish**

- Mississippi State
- South Carolina
- Georgia
- Tennessee
- Missouri
- Texas A&M
- Kentucky
- Auburn
- LSU
- Alabama
- Arkansas
- Florida
- Vanderbilt
- Ole Miss

Player of the Year

Teaira McCowan, Mississippi State

All-SEC First Team

Caliya Robinson, Georgia
Maci Morris, Kentucky
Anriel Howard, Mississippi State
Teaira McCowan, Mississippi State
Sophie Cunningham, Missouri
Tyasha Harris, South Carolina
Rennia Davis, Tennessee
Chennedy Carter, Texas A&M

All-SEC Second Team

Malica Monk, Arkansas
Janiah McKay, Auburn
Unique Thompson, Auburn
Taylor Murray, Kentucky
Ayana Mitchell, LSU
Shandricka Sessom, Ole Miss
Amber Smith, Missouri
Alexis Jennings, South Carolina
Evina Westbrook, Tennessee

Had a double-double.....	Unique Thompson (14 p/17 r) vs. Oklahoma in Auburn, Ala. (Dec. 2, 2018)
Had 2 consecutive double-doubles.....	Unique Thompson: 19/14 at Iowa State; 16/13 vs. ULL (Nov. 13-25, 2018)
Had 3 consecutive double-doubles.....	Unique Thompson: 19/19 at UNM; 19/14 at Iowa St., 16/13 vs. ULL (Nov. 11-25, 2018)
Had 4 consecutive double-doubles.....	DeWanna Bonner: vs. SC, at OM, at UGA, vs. Vandy (Feb. 17-28, 2008)
Had 5 consecutive double-doubles.....	Le'Coe Willingham: vs. ALA, at ARK, vs. MSU, at UT, at UK (Jan. 22-Feb. 5, 2004)
Had a double-double at halftime.....	Unique Thompson (10 pts/10 rebs) vs. Louisiana Tech in Auburn, Ala. (Nov. 19, 2017)
Two players had a double-double.....	Unique Thompson (14 p/13 r) & Janiah McKay (16 p/10 a) vs. Grambling State (Nov. 6, 2018)
Recorded a double-double with points and assists.....	Janiah McKay (16 pts/10 assists) vs. Grambling State (Nov. 6, 2018)
Scored 20 points & had 20 rebounds.....	Lauretta Freeman (30 pts/21 rebs.) vs. Alabama, (Feb. 17, 1993)
Had a triple-double.....	Whitney Boddie (24 pts./11 rebs./12 asst.) vs. Sam Houston State (Dec. 5, 2008)
Two players scored 20 points.....	Janiah McKay (23) and Unique Thompson (20) vs. LSU in Auburn, Ala. (Feb. 8, 2018)
Two players scored 30 points.....	Laticia Morris (33 points) & Tara Williams (30 points) vs. South Alabama (Jan. 14, 1997)
Had 2 straight 25-point games.....	Janiah McKay: 27 at South Carolina, 26 vs. Arkansas (Jan. 11-14, 2018)
Had 3 straight 25-point games.....	Janiah McKay: 25 pts vs. Texas A&M, 27 pts at South Carolina, 26 pts vs. Arkansas (Jan. 7-14, 2018)
Zero players scored in double figures.....	at Georgia in Athens, Ga. (Jan. 28, 2016)
Only one player scored in double figures.....	Daisa Alexander (22) at Georgia in Athens, Ga. (Jan. 21, 2018)
Five players scored in double figures.....	McKay (21), Alexander (16), Primm (14), Thompson (12), Moore (10) at St. Joseph's (Dec. 6, 2018)
Six players scored in double figures.....	McKay/Benton (16), Primm (15), Thompson (14), Alexander/Jones (13) vs. Grambling (Nov. 6, 2018)
Seven players scored in double figures.....	Carrier (19 pts.), Bonner (18 pts.), Smalley (16 pts.), Boddie (13 pts.), R. Hobbs (13 pts.), Hilliard (13 pts.) & S. Hobbs (10 pts.) vs. Sam Houston State (Dec. 5, 2008)
Two players had 10 rebounds.....	Unique Thompson (13) and Emari Jones (10) vs. Louisiana-Lafayette in Auburn, Ala. (Nov. 25, 2018)
Three players had 10 rebounds.....	Jordan Greenleaf (12 rebs.), DeWanna Bonner (12 rebs.) & Whitney Boddie (10 rebs.) vs. Oakland (Nov. 21, 2007)
Played every minute.....	Jordan Greenleaf (40 mins.) vs. Florida in Duluth, Ga. [SEC] (Mar. 4, 2010)
Played 40 or more minutes in OT game.....	Katie Frerking (40 mins.) vs. Alabama in Auburn, Ala. (Feb. 20, 2017)
Attempted a slam dunk.....	Hasina Muhammad vs. St. John's in Auburn, Ala. (Dec. 6, 2013)
Made a shot from half-court or beyond.....	Janiah McKay (2nd quarter) vs. Tennessee [SEC] in Nashville, Tenn. (March 1, 2018)

Last Time an Auburn Opponent...

Shot less than 30% in a game (SEC).....	Florida - 25.5% (13-of-51) in Gainesville, Fla. (Feb. 28, 2016)
Shot less than 30% in a game (Non-conf).....	Grambling State - 25.9% (15-of-58) in Auburn, Ala. (Nov. 6, 2018)
Shot 60% in a game.....	Vanderbilt - 60.4% in Nashville, Tenn. [SEC] (Mar. 5, 2004)
Scored 90 points.....	Virginia Tech 92, Auburn 87 [OT] in Auburn, Ala. (Dec. 18, 2016)
Scored 100 points.....	Georgia 102, Auburn 72 in Athens, Ga. (Mar. 3, 1984)
Scored 100 points at Auburn.....	Tuskegee 105, Auburn 98 (2OT) (Feb. 12, 1979)
Scored 100 points and Lost.....	Never
Had 25+ rebound margin.....	Never
Had a 20+ rebound margin.....	20 - Alabama (56-36) in Auburn, Ala. (Feb. 20, 2017)
Scored less than 10 points in a quarter.....	7 - Samford (3rd quarter) in Auburn, Ala. (Dec. 16, 2018)
Scored less than 10 points in all four quarters.....	Winthrop (9-8-8-8) in Auburn, Ala. (Dec. 16, 2015)
Scored 30 or more points in a quarter.....	30 - South Carolina (1st quarter) in Columbia, S.C. (Jan. 11, 2018)
Scored less than 10 points in a half.....	8 - Jacksonville (1st half) in Auburn, Ala. (Dec. 28, 2016)
Scored less than 20 points in a 1st half.....	17 - Samford in Auburn, Ala. (Dec. 16, 2018)
Scored less than 20 points in a 2nd half.....	19 - Florida in Auburn, Ala. (Dec. 31, 2017)
Had 50 rebounds.....	56 - Alabama in Auburn, Ala. (Feb. 20, 2017)
Had 25 assists.....	25 - Florida International in Miami, Fla. (Dec. 19, 1993)
Had 25-29 turnovers.....	29 - Samford in Auburn, Ala. (Dec. 18, 2018)
Had 30-34 turnovers.....	30 - XULA in Auburn, Ala. (Dec. 28, 2017)
Had 35+ turnovers.....	35 - ULM in Auburn, Ala. (Nov. 27, 2017)
Had 15 steals.....	15 - East Carolina in Auburn, Ala. (Dec. 5, 2015)
Had 10 blocks.....	11 - at Baylor [NCAA] in Waco, Texas (March 20, 2016)
Failed to make a 3-point field goal.....	LSU (0-6) in Baton Rouge, La. (Feb. 1, 2016)
Attempted 35 free throws.....	35 - Florida in Gainesville, Fla. (Feb. 28, 2016)
Made 30 free throws.....	30 - Arkansas (Jan. 22, 1995)
Made 10 three-point field goals.....	13 - St. Joseph's in Philadelphia, Pa. (Dec. 6, 2018)
Made 15 three-point field goals.....	18 - Missouri in Columbia, Mo. (Jan. 6, 2018)
Scored 41-50 points in a game.....	46 - Samford in Auburn, Ala. (Dec. 16, 2018)
Scored 31-40 points in a game.....	40 - Georgetown in Nashville, Tenn. (Nov. 24, 2017)
Scored 30 points or less.....	26 - Georgia in Athens, Ga. (Feb. 22, 2015)
Scored 25 points or less.....	25 - Puerto Rico Mayaguez (Dec. 17, 2000)

Last Time an Opposing Player...

Scored 30+ points (non-conference).....	30 - Nina Davis of Baylor [NCAA] in Waco, Texas (March 20, 2016)
Scored 30+ points (SEC).....	33 - Morgan Eye of Missouri in Columbia, Mo. (Jan. 6, 2013)
Scored 35+ points.....	38 - Lindsay Shearer of Kent State in Kent, Ohio (Nov. 20, 2005)
Attempted 25 field goals.....	27 - Jantel Lavender (9-27) of Ohio State (Nov. 23, 2008)
Scored 20 points & had 20 rebounds.....	Young of Baylor in the WNIT Championship Game, (20 pts./25 rebs.) (Apr. 4, 2003)
Two players scored 20 points.....	Chennedy Carter (23) and Danni Williams (20) of Texas A&M in College Station, Texas (Feb. 4, 2018)
Three players scored 20 points.....	by LSU in Baton Rouge, Chatman (22 pts), Johnson (21 pts) & Lowery (20 pts) (Jan. 12, 1991)
Five players scored in double figures.....	Lorenzen (10), Needles (11), Lewis (10), Williams (11), Copeland (12) of Florida (Jan. 4, 2015)
Six players scored in double figures.....	Williams (10), Lewis (13), Bonds (18), Peoples (10), Miller (12), Svetev (12) of Florida (Jan. 26, 2014)
Recorded a double-double.....	Natalie Armstrong (10 pts/16 rebs) of Samford in Auburn, Ala. (Dec. 16, 2018)
Recorded a double-double with points and assists.....	Tyasha Harris (12 pts/11 ast) of South Carolina in Columbia, S.C. (Jan. 11, 2018)
Recorded a triple-double.....	Ceira Ricketts (14 pts./13 rebs./12 asst.) of Arkansas (Jan. 18, 2009)
Two players recorded a double-double.....	Wilson (19 pts/11 reb) & Harris (12 pts/11 ast) of South Carolina in Columbia, S.C. (Jan. 11, 2018)
Committed 10+ turnovers.....	12 - Amber Dixon of Louisiana Tech in Auburn, Ala. (Nov. 19, 2017)
Had 15-19 rebounds.....	16 - by Natalie Armstrong of Samford in Auburn, Ala. (Dec. 16, 2018)
Had 20+ rebounds.....	20 - Caitlyn Ramirez of Troy in Auburn, Ala. (Nov. 11, 2016)
Had 10 assists.....	11 - Tyasha Harris of South Carolina in Columbia, S.C. (Jan. 11, 2018)
Had 15 assists.....	16 - Cindy McMahan of Alabama-Huntsville (Nov. 24, 1980)
Had 5 blocks.....	5 - Ashley Knight of Alabama in Tuscaloosa, Ala. (Feb. 18, 2018)
Had 10 blocks.....	Never
Had 5 steals.....	7 - Andrea Courmoyer of Louisiana-Lafayette in Auburn, Ala. (Nov. 25, 2018)
Made 15 field goals.....	15 - Charmique Holdclaw (15-21) of Tennessee (Feb. 1, 1998)
Made 10 3-point field goals.....	11 - Morgan Eye (11-18) of Missouri in Columbia, Mo. (Jan. 6, 2013)

2018-19 Auburn Individual Highs...**First Half**

Points.....	16, Unique Thompson at Iowa State (11/13/18)
Field Goals Made.....	6, Unique Thompson at Iowa State (11/13/18)
Field Goal Attempts.....	10, Daisa Alexander at New Mexico (11/11/18)
3-Point Field Goals Made	3, 2x; last, Daisa Alexander at St. Joseph's (12/6/18)
3-Point Field Goal Attempts	6, Emari Jones at New Mexico (11/11/18)
Free Throws Made	6, Janiah McKay at New Mexico (11/11/18)
Free Throws Attempted	8, Janiah McKay at New Mexico (11/11/18)
Rebounds	11, 2x; last, Unique Thompson vs. Oklahoma (12/2/18)
Assists	5, 2x; last, Janiah McKay vs. Nicholls State (11/9/18)
Blocked Shots.....	2, 2x; last, Abigayle Jackson vs. UL-Lafayette (11/25/18)
Steals	3, 2x; last, Unique Thompson vs. Samford (12/16/18)

Second Half

Points.....	15, 2x; last, Janiah McKay at St. Joseph's (12/6/18)
Field Goals Made.....	6, Unique Thompson at New Mexico (11/11/18)
Field Goal Attempts.....	11, Janiah McKay at Iowa State (11/13/18)
3-Point Field Goals Made	3, Janiah McKay at Iowa State (11/13/18)
3-Point Field Goal Attempts	5, 4x; last, Alexander/Jones vs. Oklahoma (12/2/18)
Free Throws Made	9, Janiah McKay at St. Joseph's (12/6/18)
Free Throws Attempted	10, Janiah McKay at St. Joseph's (12/6/18)
Rebounds	11, Unique Thompson vs. UL-Lafayette (11/25/18)
Assists	5, Janiah McKay vs. Grambling (11/6/18)
Blocked Shots.....	2, 3x; last, Unique Thompson at Iowa State (11/13/18)
Steals	5, Crystal Primm vs. Nicholls State (11/9/18)

Game

Points.....	21, Janiah McKay at St. Joseph's (12/6/18)
Field Goals Made.....	7, 5x; last, Daisa Alexander vs. Oklahoma (12/2/18)
Field Goal Attempts.....	16, Daisa Alexander at New Mexico (11/11/18)
3-Point Field Goals Made	4, 4x; last, Jones/Benton vs. Oklahoma (12/2/18)
3-Point Field Goal Attempts	9, 2x; last, Emari Jones vs. Oklahoma (12/2/18)
Free Throws Made	9, Janiah McKay at St. Joseph's (12/6/18)
Free Throws Attempted	10, Janiah McKay at St. Joseph's (12/6/18)
Rebounds	19, Unique Thompson at New Mexico (11/11/18)
Assists	10, Janiah McKay vs. Grambling (11/6/18)
Blocked Shots.....	3, Abigayle Jackson vs. UL-Lafayette (11/25/18)
Steals	5, Crystal Primm vs. Nicholls State (11/9/18)

2018-19 Auburn Team Highs...**First Half**

Points.....	44 vs. Grambling (11/6/18) & vs. Oklahoma (12/2/18)
Field Goals Made.....	17, 2x; last at St. Joseph's (12/6/18)
Field Goal Attempts.....	37 vs. Oklahoma (12/2/18)
3-Point Field Goals Made	6 vs. Oklahoma (12/2/18)
3-Point Field Goal Attempts	14 vs. Oklahoma (12/2/18)
Free Throws Made	15 at New Mexico (11/11/18)
Free Throws Attempted	20 at New Mexico (11/11/18)
Rebounds	29 at New Mexico (11/11/18)
Assists	12, 2x; last at XULA (11/28/18)
Blocked Shots.....	3, 2x; last vs. UL-Lafayette (11/25/18)
Steals	8, 3x; last vs. Samford (12/16/18)

Second Half

Points.....	53 vs. Grambling (11/6/18)
Field Goals Made.....	22 vs. Grambling (11/6/18)
Field Goal Attempts.....	41 vs. Nicholls State (11/9/18)
3-Point Field Goals Made	7 vs. Oklahoma (12/2/18)
3-Point Field Goal Attempts	16 vs. Grambling (11/6/18)
Free Throws Made	14, at St. Joseph's (12/6/18)
Free Throws Attempted	16, at St. Joseph's (12/6/18)
Rebounds	25 vs. Grambling (11/6/18)
Assists	16 vs. Grambling (11/6/18)
Blocked Shots.....	3, 2x; last vs. Nicholls State (11/9/18)
Steals	13 vs. Nicholls State (11/9/18)

Game

Points.....	97 vs. Grambling (11/6/18)
Field Goals Made.....	38 vs. Grambling (11/6/18)
Field Goal Attempts.....	74 vs. Oklahoma (12/2/18)
3-Point Field Goals Made	13 vs. Oklahoma (12/2/18)
3-Point Field Goal Attempts	29 vs. Oklahoma (12/2/18)
Free Throws Made	19 at New Mexico (11/11/18)
Free Throws Attempted	25 at New Mexico (11/11/18)
Rebounds	53 vs. Grambling (11/6/18)
Assists	24 vs. Grambling (11/6/18)
Blocked Shots.....	6 vs. Grambling (11/6/18)
Steals	18 vs. Nicholls State (11/9/18)
Turnovers Forced.....	29 vs. Samford (12/16/18)

Specialty Statistics (Auburn-Opponent)

Opponent	Points in the Paint	Points off Turnovers	2nd-Chance Points	Fast-Break Points	Bench Points
Grambling	44-22	28-19	28-9	15-12	26-15
Nicholls State	36-22	29-11	11-2	12-6	17-10
at New Mexico	40-24	16-12	18-11	11-26	12-20
at Iowa State	20-26	19-19	7-14	2-2	5-7
Louisiana-Lafayette	32-24	27-17	7-12	12-4	22-18
at Xavier (La.)	32-20	27-16	16-11	8-2	20-32
Oklahoma	40-30	25-10	11-11	16-6	26-17
at St. Joseph's	36-26	20-4	5-7	14-7	14-22
Samford	26-22	30-3	12-3	6-4	15-24

Lead-Deficit Comparison

Opponent	Largest Lead	Largest Deficit	Lead Changes	Ties	Result
Grambling	49 (4th, 0:09)	4 (1st, 8:38)	1	0	W, 97-48
Nicholls State	29 (4th, 6:21)	--	0	0	W, 80-59
at New Mexico	8 (2nd, 8:50)	4 (2nd, 1:14)	15	16	W, 79-76
at Iowa State	15 (2nd, 2:26)	10 (4th, 2:21)	1	2	L, 64-67
Louisiana-Lafayette	16 (4th, 6:20)	--	0	0	W, 71-59
at Xavier (La.)	20 (4th, 5:26)	2 (1st, 9:34)	1	2	W, 77-58
Oklahoma	22 (3rd, 8:09)	8 (1st, 1:21)	3	1	W, 95-79
at St. Joseph's	16 (1st, 0:30)	2, (1st, 8:19)	4	1	W, 81-70
Samford	34 (4th, 9:50)	--	0	0	W, 73-46

Scoring Breakdown

(Percentage of total points in parentheses)

Opponent	Front Court	Back Court	Sr.	Jr.	So.	Fr.	Starters	Bench
Grambling	40 (41.2)	57 (58.7)	29	28	18	22	71 (73.2)	26 (26.8)
Nicholls State	22 (27.5)	58 (72.5)	29	28	12	11	63 (78.8)	17 (21.2)
at New Mexico	39 (49.3)	40 (50.7)	24	24	21	10	67 (84.8)	12 (15.2)
at Iowa State	28 (43.8)	36 (56.2)	29	11	21	3	59 (92.2)	5 (7.8)
Louisiana-Lafayette	32 (45.1)	39 (54.9)	21	12	21	17	49 (69.0)	22 (31.0)
at Xavier (La.)	31 (40.3)	46 (59.7)	25	17	21	14	57 (74.0)	20 (26.0)
Oklahoma	34 (35.8)	61 (64.2)	22	33	18	24	69 (72.6)	26 (27.4)
at St. Joseph's	30 (37.0)	51 (63.0)	25	30	12	14	67 (82.7)	14 (17.3)
Samford	19 (26.0)	54 (74.0)	28	25	5	15	58 (79.5)	15 (20.5)

Comparison Statistics (Auburn/Opponent)

Opponent	1st	2nd	Score	Mar	Total FG	FG Pct	3-Pointers	3FG Pct	Free Throws	FT Pct	Reb.	Mar	Assist	TO	Bk	Stl	Fouls
Grambling	44/20	53/28	97-48	+49	38-71/15-58	.535/.259	9-28/3-15	.321/.200	12-17/15-20	.706/.750	53/26	+27	24/9	18/20	6/0	11/10	18/20
Nicholls State	37/26	43/33	80-59	+21	32-71/20-53	.451/.377	4-18/9-24	.222/.375	12-13/10-11	.923/.909	42/28	+14	19/16	16/24	5/0	18/7	17/14
New Mexico	36/33	33/33	79-76	+3	28-68/24-63	.412/.381	4-17/12-37	.235/.324	19-25/16-24	.760/.667	45/39	+6	11/18	17/17	2/2	10/11	18/18
Iowa State	38/29	26/38	64-67	(3)	23-56/23-62	.411/.371	8-24/9-32	.333/.281	10-17/12-24	.588/.500	36/42	(6)	10/13	16/15	3/3	6/8	22/13
UL-Lafayette	34/26	37/33	71-59	+12	27-61/20-60	.443/.333	6-14/5-17	.429/.294	11-17/14-16	.647/.875	38/37	+1	19/6	22/26	5/2	15/12	20/19
Xavier (La.)	39/30	38/28	77-58	+19	29-66/20-49	.439/.408	10-24/8-33	.417/.364	9-17/10-10	.529/1.000	34/33	+1	22/13	14/25	5/0	14/9	16/16
Oklahoma	44/30	51/49	95-79	+16	36-74/28-61	.486/.459	13-29/10-23	.448/.435	10-13/13-26	.769/.500	39/39	-	15/14	12/21	1/2	12/10	18/17
St. Joseph's	42/30	39/40	81-70	+11	29-54/27-61	.537/.443	5-12/13-32	.417/.406	18-23/3-6	.783/.500	30/30	-	13/21	10/14	0/1	9/4	9/14
Samford	36/17	37/29	73-46	+27	25-64/19-51	.391/.373	6-16/7-21	.375/.333	17-20/1-2	.850/.500	34/36	(2)	10/16	12/29	3/2	15/7	8/20

Game-by-Game Leaders

	Points	Rebounds	Assists	Steals	Blocked Shots
Grambling	16-McKay/Benton	13-Unique Thompson	10-Janiah McKay	3-McKay/Benton	2-McKay/Thompson
Nicholls State	20-Daisa Alexander	10-Unique Thompson	7-Janiah McKay	5-Crystal Primm	2-Unique Thompson
at New Mexico	19-Thompson/McKay	19-Unique Thompson	6-Janiah McKay	3-Alexander/McKay	1-Thompson/Howard
at Iowa State	19-Unique Thompson	14-Unique Thompson	3-McKay/Jones	2-Daisa Alexander	2-Unique Thompson
UL-Lafayette	16-Unique Thompson	13-Unique Thompson	8-Daisa Alexander	4-Unique Thompson	3-Abigayle Jackson
at Xavier (La.)	16-Emari Jones	8-Unique Thompson	7-Janiah McKay	3-Thompson/Alexander	2-Abigayle Jackson
Oklahoma	19-Daisa Alexander	17-Unique Thompson	5-Daisa Alexander	3-Crystal Primm	1-Crystal Primm
at St. Joseph's	21-Janiah McKay	6-Unique Thompson	4-McKay/Alexander	4-Janiah McKay	(none)
Samford	20-Janiah McKay	6-Unique Thompson	4-Janiah McKay	4-Janiah McKay	1-(three players)

2018-19 Starting Lineups

	Point Guard (1)	Wing (2)	Wing (3)	Wing (4)	Post (5)
Grambling	Janiah McKay	Daisa Alexander	Crystal Primm	Emari Jones	Unique Thompson
Nicholls State	Janiah McKay	Daisa Alexander	Crystal Primm	Emari Jones	Unique Thompson
at New Mexico	Janiah McKay	Daisa Alexander	Crystal Primm	Emari Jones	Unique Thompson
at Iowa State	Janiah McKay	Daisa Alexander	Crystal Primm	Emari Jones	Unique Thompson
Louisiana-Lafayette	Janiah McKay	Daisa Alexander	Crystal Primm	Emari Jones	Unique Thompson
at Xavier (La.)	Janiah McKay	Daisa Alexander	Crystal Primm	Emari Jones	Unique Thompson
Oklahoma	Janiah McKay	Daisa Alexander	Crystal Primm	Emari Jones	Unique Thompson
at St. Joseph's	Janiah McKay	Daisa Alexander	Crystal Primm	Emari Jones	Unique Thompson
Samford	Janiah McKay	Daisa Alexander	Crystal Primm	Emari Jones	Unique Thompson

Record by Starting Lineup

McKay, Alexander, Primm, Jones, Thompson
 8-1 (.889)



Terri

WILLIAMS-FOURNOY

Head Coach

Seventh Season at Auburn • 15th as a Head Coach • 27th Season in coaching

Hampton, Va. • Penn State, 1991

• *Has taken her teams to postseason appearances in eight of the last 10 years, including five NCAA Tournament appearances*

- *Led Auburn to 19 or more wins in three of her first five years*
- *Has had six players selected to All-SEC teams*
- *Auburn has forced an average of 20.0+ turnovers per game under Coach Flo*
- *Led Auburn to the postseason in four of her first five seasons, advancing to WNIT Quarterfinals in 2013 and Third Round in 2014, along with NCAA Tournament in 2016 and 2017*
- *Won her 100th game at Auburn on Feb. 8, 2018, defeating LSU 70-62*
- *Picked up her 200th career head coaching victory Dec. 5, 2015 at home vs. East Carolina*
- *Won 250th career game at Xavier (La.) on Nov. 28, 2018*
- *Recorded her 400th career win as a collegiate coach in Auburn's 68-58 win over Hofstra on Dec. 9, 2012*
- *Won her 500th game as a collegiate coach with victory over Louisiana-Lafayette on Nov. 25,*

2018

- *Picked up first SEC win in 50-47 win over #23 Arkansas in 2013*
- *Earned second win over ranked opponent at Auburn and snapped 21-game skid to #16 Vanderbilt with 68-62 win in Nashville on Feb. 13, 2014*
- *Picked up first top-10 win with a 66-61 victory over #7 Kentucky on Jan. 3, 2016*
- *Has 250 wins as a head coach and 251 as an assistant for a .617 winning percentage over 27 years as a collegiate coach*
- *Has been part of six conference championships and 20 post-season appearances as an assistant and head coach*
- *2010 Black Coaches Association Coach of the Year*
- *Served as an assistant coach for Team USA that won a gold medal at the 2011 World University Games in Shenzhen, China*
- *Coached teams to 14 NCAA Tournament appearances, nine as an assistant and five as a head coach*
- *Has coached 24 players that have gone on to the professional ranks, including seven in the WNBA*
- *As an assistant, helped coach Georgia to an NCAA Final Four appearance and two NCAA Elite Eight appearances*
- *Coached three Georgetown players to three all-conference honors and one All-America award*
- *Has a 589-347 record in 31 seasons as a head coach, assistant coach and player*
- *Helped coach Georgetown to a Big East title in 1992*
- *As an assistant coach at Southwest Missouri State, helped the team to two straight NCAA Tournaments and two consecutive Missouri Valley Conference Tournament titles*

All-time record as player and coach: 592-347 (.629) 31 seasons

Record as collegiate player: 88-36 (.709) 4 seasons

Record as collegiate coach: 504-311 (.617) 27 seasons

Record as collegiate assistant coach: 251-116 (.683) 12 seasons

Record as collegiate head coach: 253-196 (.561) 15 seasons

Record as Auburn head coach: 110-92 (.542) 7 seasons

Williams-Flournoy Year-by-Year

Penn State, Player (1987-91)

Year	Record	Conf.	Other Information
1987-88	20-13	11-7	NCAA Second Round
1988-89	14-14	12-6	
1989-90	25-7	15-3	NCAA Second Round
1990-91	29-2	17-1	NCAA Second Round

Georgetown, Assistant Coach (1992-96)

Year	Record	Conf.	Other Information
1992-93	23-7	15-3	Big East Champions NCAA Sweet 16
1993-94	12-15	6-12	
1994-95	11-17	6-12	
1995-96	12-15	7-11	

Georgia, Assistant Coach (1996-2002)

Year	Record	Conf.	Other Information
1996-97	25-6	11-1	SEC Champions NCAA Elite Eight
1997-98	17-11	8-6	NCAA First Round
1998-99	27-7	9-5	NCAA Final Four
1999-2000	32-4	13-1	SEC Champions NCAA Elite Eight
2000-01	27-6	11-3	SEC Tournament Champions NCAA Second Round
2001-02	19-11	6-8	NCAA First Round

Southwest Missouri State, Assistant Coach (2002-04)

Year	Record	Conf.	Other Information
2002-03	18-13	11-7	MVC Tournament Champions NCAA First Round
2003-04	28-4	16-2	Missouri Valley Champions MVC Tournament Champions NCAA First Round

Georgetown, Head Coach (2004-12)

Year	Record	Conf.	Other Information
2004-05	12-16	7-9	
2005-06	10-17	3-13	
2006-07	13-16	3-13	
2007-08	15-14	5-11	
2008-09	20-14	7-9	WNIT Quarterfinals
2009-10	26-7	13-3	NCAA Second Round
2010-11	24-11	9-7	NCAA Sweet 16
2011-12	23-9	11-5	NCAA Second Round

Auburn, Head Coach (2012-present)

Year	Record	Conf.	Other Information
2012-13	19-15	5-11	WNIT Quarterfinals
2013-14	19-15	7-9	WNIT Third Round
2014-15	13-18	3-13	
2015-16	20-13	8-8	NCAA Second Round
2016-17	17-15	7-9	NCAA First Round
2017-18	14-15	5-11	
2018-19	8-1		



Daisa ALEXANDER

#0

Junior • Guard • 5-8

Decatur, Ga.

****2018 SEC All-Defensive Team****

Southwest DeKalb HS

- Hit game-winning jumper + free throw with 17 seconds left in 79-76 win at New Mexico (11/11)
- Led Tigers with 20 points on 7-12 shooting (4-5 FT) vs. Nicholls State (11/9)
- Scored 13 points and had a career-high 8 rebounds in season-opening win over Grambling (11/6)
- Led SEC in steals (2.8/game) as sophomore; named to 2018 SEC All-Defensive Team
- Averaged 14.2 points as sophomore, 2nd-best on team
- Double-digit scoring in 25 of 29 games in 2017-18
- Scored 20+ points in each of her first two starts - 20 at LSU (1/18), 22 at Georgia (1/21); led team in both games
- Scored career-high 25 points on 9-14 shooting at Indiana while playing just 20 minutes off the bench (12/3); 12 points in 4th quarter

SEASON HIGHS

Points	20	vs. Nicholls State	11/9/18
Rebounds	8	vs. Grambling	11/6/18
Assists	8	vs. UL-Lafayette	11/25/18
Blocks			

Opponent	Start	Min.	FG-A	3PT-A	FT-A	O-D-T	PF	Ast.	TO	Blk.	St.	Pts.
GRAMBLING STATE	*	35	6-14	1-6	0-0	2-6-8	1	3	3	0	0	13
NICHOLLS STATE	*	31	7-12	2-5	4-5	3-2-5	0	1	1	0	2	20
at New Mexico	*	28	6-16	0-4	2-4	1-3-4	4	0	2	0	3	14
at Iowa State	*	22	2-5	0-3	0-0	0-2-2	4	1	2	0	2	4
LOUISIANA-LAFAYETTE	*	31	1-8	1-1	0-0	0-1-1	3	8	6	0	3	3
at Xavier (La.)	*	22	5-9	3-3	0-0	3-3-6	2	5	1	0	3	13
OKLAHOMA	*	30	7-15	3-7	2-2	0-5-5	1	5	3	0	2	19
at St. Joseph's	*	34	5-10	3-5	3-4	0-2-2	1	2	1	0	1	16
SAMFORD	*	31	6-13	1-5	3-3	2-3-5	0	2	1	0	3	16

Steals	3	4x; last vs. Samford	12/16/18
Field Goals	7	2x; last vs. Oklahoma	12/2/18
Field Goal Attempts	16	at New Mexico	11/11/18
3-Point Field Goals	3	3x; last at St. Joseph's	12/6/18
3-Point FG Attempts	6	vs. Grambling	11/6/18
Free Throws	4	vs. Nicholls State	11/9/18
Free Throw Attempts	5	vs. Nicholls State	11/9/18

vs. Coastal Carolina
 vs. North Carolina
 at Elon
 ALABAMA STATE
 TENNESSEE
 at Florida
 at Alabama
 MISSISSIPPI STATE
 at Vanderbilt
 TEXAS A&M
 at Missouri
 at Ole Miss
 GEORGIA
 KENTUCKY
 at Arkansas
 at Tennessee
 ALABAMA
 MISSOURI
 SOUTH CAROLINA
 at LSU

CAREER HIGHS

Points	25	at Indiana	12/3/17
Rebounds	8	vs. Grambling	11/6/18
Assists	8	vs. UL-Lafayette	11/25/18
Blocks	2	at Kentucky	2/1/18
Steals	7	at LSU	1/18/18
Field Goals	9	3x; last at Georgia	1/21/18
Field Goal Attempts	23	at Tennessee	1/4/18
3-Point Field Goals	3	7x; last at St. Joseph's	12/6/18
3-Point FG Attempts	9	2x; last at Tennessee	1/4/18
Free Throws	6	vs. Xavier (La.)	12/28/17
Free Throw Attempts	8	vs. Xavier (La.)	12/28/17

ALEXANDER'S CAREER STATISTICS

Season	gp-gs	min/avg	Total		3-Point		F-Throws		Rebounds				Scoring							
			fg-fga	pct	fg-fga	pct	ft-fta	pct	off	def	tot	avg	pf	fo	ast	to	blk	stl	pts	avg
2016-17	20-0	113/5.7	9-37	.243	1-10	.100	7-10	.700	9	8	17	0.9	18	0	1	10	0	9	26	1.3
2017-18	29-11	746/25.7	157-403	.390	41-122	.336	57-77	.740	17	59	76	2.6	73	0	39	79	3	80	412	14.2
2018-19	9-9	257/28.6	45-102	.441	14-39	.359	14-18	.778	11	27	38	4.2	16	0	27	20	0	19	118	13.1
TOTAL	58-20	1116/19.2	211-542	.389	56-171	.327	78-105	.743	37	94	131	2.3	107	0	67	109	3	108	556	9.6



Robyn BENTON

#1

Freshman • Guard • 5-9

Conyers, Ga.

Greater Atlanta Christian HS

- Scored 14 points and was 4-5 on 3-pointers in win over Oklahoma (12/2)
- Shared team lead with 16 points and hit three 3-pointers in collegiate debut vs. Grambling (11/6)
- Five-star prospect, rated No. 17 overall nationally, No. 6 guard by ESPN HoopGurlz
- Atlanta Journal-Constitution first-team all-state as a junior; GHSA Class AAA Player of the Year as a junior
- Sister of former Tennessee football player Inky Johnson

SEASON/CAREER HIGHS

Points	16	vs. Grambling	11/6/18
Rebounds	5	at XULA	11/28/18
Assists	3	2x; last at XULA	11/28/18
Blocks	1	2x; last vs. Nicholls State	11/9/18
Steals	3	vs. Grambling	11/6/18
Field Goals	6	vs. Grambling	11/6/18
Field Goal Attempts	12	vs. Grambling	11/6/18
3-Point Field Goals	4	vs. Oklahoma	12/2/18
3-Point FG Attempts	8	vs. Grambling	11/6/18
Free Throws	3	vs. UL-Lafayette	11/25/18
Free Throw Attempts	3	vs. UL-Lafayette	11/25/18

Opponent	Start	Min.	FG-A	3PT-A	FT-A	O-D-T	PF	Ast.	TO	Blk.	St.	Pts.
GRAMBLING STATE		24	6-12	3-8	1-2	0-1-1	0	3	1	1	3	16
NICHOLLS STATE		18	4-8	1-3	0-0	0-1-1	3	0	1	1	0	9
at New Mexico		18	1-4	0-1	0-0	0-1-1	2	1	1	0	1	2
at Iowa State		19	1-6	1-5	0-0	0-0-0	1	0	2	0	1	3
LOUISIANA-LAFAYETTE		24	5-7	2-3	3-4	1-1-2	2	1	0	0	2	15
at Xavier (La.)		17	2-5	1-2	0-2	3-2-5	1	3	1	0	1	5
OKLAHOMA		15	5-7	4-5	0-0	0-0-0	1	0	0	0	2	14
at St. Joseph's		6	0-0	0-0	0-0	1-0-1	0	0	0	0	0	0
SAMFORD		24	4-10	2-4	0-0	2-1-3	1	0	0	0	2	10
vs. Coastal Carolina												
vs. North Carolina												
at Elon												
ALABAMA STATE												
TENNESSEE												
at Florida												
at Alabama												
MISSISSIPPI STATE												
at Vanderbilt												
TEXAS A&M												
at Missouri												
at Ole Miss												
GEORGIA												
KENTUCKY												
at Arkansas												
at Tennessee												
ALABAMA												
MISSOURI												
SOUTH CAROLINA												
at LSU												

BENTON'S CAREER STATISTICS

Season	gp-gs	min/avg	Total		3-Point		F-Throws		Rebounds				Scoring							
			fg-fga	pct	fg-fga	pct	ft-fta	pct	off	def	tot	avg	pf	fo	ast	to	blk	stl	pts	avg
2018-19	9-0	167/18.6	28-59	.475	14-31	.452	4-8	.500	7	7	14	1.6	11	0	8	6	2	12	74	8.2
TOTAL	9-0	167/18.6	28-59	.475	14-31	.452	4-8	.500	7	7	14	1.6	11	0	8	6	2	12	74	8.2



Brooke MOORE

#2

Freshman • Guard • 5-7

McDonough, Ga.

Henry County HS

- Hit two 3-pointers to help Auburn set single-game 3-point record vs. Oklahoma (12/2)
- Made collegiate debut at Xavier (La.); scored 3 points
- Missed first five games with injury
- Five-star prospect, No. 42 overall prospect and No. 11 guard by ESPN HoopGurlz
- Averaged 22.3 points, 4.0 assists, 3.0 steals per game as HS senior; shot 41% on 3-pointers and 81% on free throws
- Georgia Class AAAA Player of the Year as a senior; 3-time AJC Player of the Year
- All-time leading scorer at Henry County HS with 2,215 points


SEASON/CAREER HIGHS

Points	10	at St. Joseph's	12/6/18
Rebounds	2	at St. Joseph's	12/6/18
Assists	1	2x; last vs. Oklahoma	12/2/18
Blocks			
Steals			
Field Goals	4	at St. Joseph's	12/6/18
Field Goal Attempts	9	2x; last at St. Joseph's	12/6/18
3-Point Field Goals	2	2x; last at St. Joseph's	12/6/18
3-Point FG Attempts	6	at XULA	11/28/18
Free Throws			
Free Throw Attempts			

Opponent	Start	Min.	FG-A	3PT-A	FT-A	O-D-T	PF	Ast.	TO	Blk.	St.	Pts.
GRAMBLING STATE						--DNP--						
NICHOLLS STATE						--DNP--						
at New Mexico						--DNP--						
at Iowa State						--DNP--						
LOUISIANA-LAFAYETTE						--DNP--						
at Xavier (La.)	14		1-9	1-6	0-0	0-1-1	0	1	0	0	0	3
OKLAHOMA	11		2-5	2-5	0-0	1-0-1	1	1	1	0	0	6
at St. Joseph's	12		4-9	2-5	0-0	0-2-2	0	0	0	0	0	10
SAMFORD						--DNP--						
vs. Coastal Carolina												
vs. North Carolina												
at Elon												
ALABAMA STATE												
TENNESSEE												
at Florida												
at Alabama												
MISSISSIPPI STATE												
at Vanderbilt												
TEXAS A&M												
at Missouri												
at Ole Miss												
GEORGIA												
KENTUCKY												
at Arkansas												
at Tennessee												
ALABAMA												
MISSOURI												
SOUTH CAROLINA												
at LSU												

MOORE'S CAREER STATISTICS

Season	gp-gs	min/avg	Total		3-Point		F-Throws		Rebounds				Scoring							
			fg-fga	pct	fg-fga	pct	ft-fta	pct	off	def	tot	avg	pf	fo	ast	to	blk	stl	pts	avg
2018-19	3-0	36/12.0	7-23	.304	5-16	.313	0-0	.000	1	3	4	1.3	1	0	2	1	0	0	19	6.3
TOTAL	3-0	36/12.0	7-23	.304	5-16	.313	0-0	.000	1	3	4	1.3	1	0	2	1	0	0	19	6.3



Erica SANDERS

#3

Senior • Guard • 5-10

San Antonio, Texas

Johnson HS

- Will miss 6-8 weeks with injury suffered in preseason
- Played in 20 games as a junior; missed 9 games w/ foot injury
- Averaged 1.6 points, 1.2 rebounds as junior; had 31 steals in 20 games
- Career-high 6 steals along with 6 points in win over Louisiana Tech (11/19/17)
- Scored career-high 9 points in win over Ole Miss (1/8/17)
- Hit go-ahead jumper with 50 seconds left in comeback win over Indiana (11/27/16)

SEASON HIGHS

- Points
- Rebounds
- Assists
- Blocks
- Steals
- Field Goals
- Field Goal Attempts
- 3-Point Field Goals
- 3-Point FG Attempts
- Free Throws
- Free Throw Attempts

Opponent	Start	Min.	FG-A	3PT-A	FT-A	O-D-T	PF	Ast.	TO	Blk.	St.	Pts.
GRAMBLING STATE						--DNP--						
NICHOLLS STATE						--DNP--						
at New Mexico						--DNP--						
at Iowa State						--DNP--						
LOUISIANA-LAFAYETTE						--DNP--						
at Xavier (La.)						--DNP--						
OKLAHOMA						--DNP--						
at St. Joseph's						--DNP--						
SAMFORD						--DNP--						
vs. Coastal Carolina												
vs. North Carolina												
at Elon												
ALABAMA STATE												
TENNESSEE												
at Florida												
at Alabama												
MISSISSIPPI STATE												
at Vanderbilt												
TEXAS A&M												
at Missouri												
at Ole Miss												
GEORGIA												
KENTUCKY												
at Arkansas												
at Tennessee												
ALABAMA												
MISSOURI												
SOUTH CAROLINA												
at LSU												

CAREER HIGHS

- Points
9 vs. Ole Miss 1/8/17
- Rebounds
7 at Arkansas 2/26/17
- Assists
5 vs. Tennessee 1/19/17
- Blocks
1 3x; last vs. South Carolina 1/5/17
- Steals
6 vs. Louisiana Tech 11/19/17
- Field Goals
4 5x; last vs. ULM 11/29/17
- Field Goal Attempts
11 vs. Missouri 2/21/16
- 3-Point Field Goals
- 3-Point FG Attempts
1 4x; last vs. George Mason 12/23/15
- Free Throws
4 vs. St. John's 3/18/16
- Free Throw Attempts
4 3x; last at Virginia Tech 11/13/17

SANDERS' CAREER STATISTICS

Season	gp-gs	min/avg	Total		3-Point		F-Throws		Rebounds				Scoring							
			fg-fga	pct	fg-fga	pct	ft-fa	pct	off	def	tot	avg	pf	fo	ast	to	blk	stl	pts	avg
2015-16	33-0	569/17.2	40-103	.388	0-7	.000	15-20	.750	39	46	85	2.6	88	2	30	33	0	33	95	2.9
2016-17	29-1	566/19.5	28-78	.359	0-1	.000	9-12	.750	45	45	90	3.1	78	3	35	21	5	42	65	2.2
2017-18	20-0	307/15.4	14-33	.424	0-1	.000	4-6	.667	12	12	24	1.2	38	0	8	22	0	31	32	1.6
TOTAL	82-1	1442/17.6	82-214	.383	0-9	.000	28-38	.737	96	103	199	2.4	204	5	73	76	5	106	192	2.3



Abigayle JACKSON

#4

Sophomore • Forward • 6-3

Little Rock, Ark.

Little Rock Central HS

- Matched season-high of 6 points on 3-3 shooting at XULA (11/28)
- Had 4 points, 5 rebounds in season-opener vs. Grambling (11/6)
- Played in 28 of 29 games as a freshman; started final 12 games of season
- Averaged 2.0 points, 1.7 rebounds as freshman; led team with 22 blocks (0.8/game)
- Made first collegiate start at LSU (1/18), had 4 points, 4 rebounds and 3 steals in 19 minutes of action
- Career-high 13 points, 3 steals at Texas A&M (2/4); played career-high 26 minutes
- Ranked as No. 1 player in state of Arkansas in class of 2017

SEASON HIGHS

Points	6	2x; last at XULA	11/28/18
Rebounds	6	vs. Nicholls State	11/9/18
Assists	1	4x; last vs. Samford	12/16/18
Blocks	3	vs. UL-Lafayette	11/25/18
Steals	2	at XULA	11/28/18
Field Goals	3	at XULA	11/28/18
Field Goal Attempts	4	vs. UL-Lafayette	11/25/18
3-Point Field Goals	1	vs. UL-Lafayette	11/25/18
3-Point FG Attempts	2	vs. UL-Lafayette	11/25/18
Free Throws	2	vs. Nicholls State	11/9/18
Free Throw Attempts	2	vs. Nicholls State	11/9/18

Opponent	Start	Min.	FG-A	3PT-A	FT-A	O-D-T	PF	Ast.	TO	Blk.	St.	Pts.
GRAMBLING STATE		10	2-2	0-0	0-0	3-2-5	2	1	0	1	0	4
NICHOLLS STATE		16	2-3	0-0	2-2	4-2-6	1	1	3	0	0	6
at New Mexico		4	1-1	0-0	0-0	0-0-0	3	0	0	0	0	2
at Iowa State		4	1-3	0-1	0-0	0-1-1	2	0	0	0	0	2
LOUISIANA-LAFAYETTE		14	2-4	1-2	0-0	0-4-4	2	1	0	3	0	5
at Xavier (La.)		9	3-3	0-0	0-0	1-0-1	0	0	1	2	2	6
OKLAHOMA		9	0-1	0-0	0-0	1-3-4	2	0	0	0	0	0
at St. Joseph's		5	0-1	0-0	0-0	1-1-2	2	0	0	0	0	0
SAMFORD		8	0-2	0-0	0-0	0-1-1	1	1	0	0	0	0
vs. Coastal Carolina												
vs. North Carolina												
at Elon												
ALABAMA STATE												
TENNESSEE												
at Florida												
at Alabama												
MISSISSIPPI STATE												
at Vanderbilt												
TEXAS A&M												
at Missouri												
at Ole Miss												
GEORGIA												
KENTUCKY												
at Arkansas												
at Tennessee												
ALABAMA												
MISSOURI												
SOUTH CAROLINA												
at LSU												

CAREER HIGHS

Points	13	at Texas A&M	2/4/18
Rebounds	7	vs. ULM	11/29/17
Assists	1	3x; last vs. Nicholls State	11/9/18
Blocks	3	3x; last vs. UL-Lafayette	11/25/18
Steals	3	2x; last at Texas A&M	2/4/18
Field Goals	5	2x; last at Texas A&M	2/4/18
Field Goal Attempts	11	at Texas A&M	2/4/18
3-Point Field Goals	1	3x; last vs. UL-Lafayette	11/25/18
3-Point FG Attempts	5	vs. Vanderbilt	2/12/18
Free Throws	3	at Texas A&M	2/4/18
Free Throw Attempts	5	at Texas A&M	2/4/18

JACKSON'S CAREER STATISTICS

Season	gp-gs	min/avg	Total		3-Point		F-Throws		Rebounds				Scoring							
			fg-fga	pct	fg-fga	pct	ft-fta	pct	off	def	tot	avg	pf	fo	ast	to	blk	stl	pts	avg
2017-18	28-11	270/9.6	23-59	.390	3-24	.125	8-15	.533	14	34	48	1.7	47	1	1	16	22	10	57	2.0
2018-19	9-0	79/8.8	11-20	.550	1-3	.333	2-2	1.000	10	14	24	2.7	15	0	4	4	6	2	25	2.8
TOTAL	37-11	349/9.4	34-79	.430	4-27	.148	10-17	.588	24	48	72	1.9	62	1	5	20	28	12	82	2.2



Emari JONES

#5

Senior • Guard • 6-2

Chicago, Ill.

Shawnee CC / Wheaton North HS

- Scored 16 points and hit four 3-pointers in back-to-back games vs. XULA (11/28) and Oklahoma (12/2)
- Career-high 10 rebounds vs. UL-Lafayette (11/25)
- Played career-high 39 minutes at Iowa State, scored 15 points and matched career-high with 4 3-pointers (11/13)
- Scored double-digits in consecutive games for first time in Auburn career; 15 vs. Nicholls & 13 vs. Grambling
- Played in all 29 games as a junior, starting 16; averaged 5.0 points, 3.2 rebounds in 22.8 minutes
- Tied for second on the team with 29 3-pointers as a junior; shot 29.6% (29-98)
- Career-high 18 points on 6-11 shooting (4-6 3FG) vs. Florida (12/31); matched previous career high (11) by halftime
- Transferred to Auburn from Shawnee CC in Ullin, Ill.; led Shawnee to 30-3 record and conference title as a freshman in 2015-16
- Scored 746 total points as JUCO freshman, which led the nation; scoring average was third nationally

SEASON HIGHS

Points	16	2x; last vs. Oklahoma	12/2/18
Rebounds	10	vs. UL-Lafayette	11/25/18
Assists	3	3x; last at Iowa State	11/13/18
Blocks	1	2x; last at XULA	11/28/18
Steals	2	3x; last vs. Oklahoma	12/2/18
Field Goals	6	3x; last vs. Oklahoma	12/2/18
Field Goal Attempts	15	vs. Nicholls State	11/9/18
3-Point Field Goals	4	3x; last vs. Oklahoma	12/2/18
3-Point FG Attempts	9	2x; last vs. Oklahoma	12/2/18
Free Throws	3	at Iowa State	11/13/18
Free Throw Attempts	4	at Iowa State	11/13/18

Opponent	Start	Min.	FG-A	3PT-A	FT-A	O-D-T	PF	Ast.	TO	Blk.	St.	Pts.
GRAMBLING STATE	*	28	5-13	3-9	0-0	3-5-8	1	3	3	0	2	13
NICHOLLS STATE	*	31	6-15	1-5	2-2	3-5-8	1	3	2	1	2	15
at New Mexico	*	24	2-10	1-8	0-0	1-1-2	2	2	6	0	1	5
at Iowa State	*	39	4-9	4-8	3-4	3-4-7	4	3	2	0	1	15
LOUISIANA-LAFAYETTE	*	37	3-9	1-4	1-1	5-5-10	3	2	3	0	1	8
at Xavier (La.)	*	31	6-12	4-6	0-0	1-3-4	3	2	2	1	1	16
OKLAHOMA	*	35	6-11	4-9	0-0	0-3-3	2	1	2	0	2	16
at St. Joseph's	*	33	2-4	0-0	0-1	1-2-3	0	1	0	0	0	4
SAMFORD	*	29	2-5	2-3	2-2	0-2-2	3	0	3	0	1	8

vs. Coastal Carolina

vs. North Carolina

at Elon

ALABAMA STATE

TENNESSEE

at Florida

at Alabama

MISSISSIPPI STATE

at Vanderbilt

TEXAS A&M

at Missouri

at Ole Miss

GEORGIA

KENTUCKY

at Arkansas

at Tennessee

ALABAMA

MISSOURI

SOUTH CAROLINA

at LSU

CAREER HIGHS

Points	18	vs. Florida	12/31/17
Rebounds	10	vs. UL-Lafayette	11/25/18
Assists	4	at Ole Miss	2/16/17
Blocks	2	at LSU	1/18/18
Steals	3	3x; last vs. Alabama	1/28/18
Field Goals	6	4x; last vs. Oklahoma	12/2/18
Field Goal Attempts	15	vs. Nicholls State	11/9/18
3-Point Field Goals	4	4x; last vs. Oklahoma	12/2/18
3-Point FG Attempts	9	2x; last vs. Oklahoma	12/2/18
Free Throws	4	vs. Alabama	1/28/18
Free Throw Attempts	5	at Missouri	1/26/17

JONES' CAREER STATISTICS (at Auburn)

Season	gp-gs	min/avg	Total		3-Point		F-Throws		Rebounds				Scoring							
			fg-fga	pct	fg-fga	pct	ft-fta	pct	off	def	tot	avg	pf	fo	ast	to	blk	stl	pts	avg
2016-17	31-0	278/9.0	25-76	.329	11-42	.262	23-30	.767	16	24	40	1.3	28	0	13	18	2	12	84	2.7
2017-18	29-16	660/22.8	49-146	.336	29-98	.296	19-24	.792	41	52	93	3.2	75	4	16	39	2	32	146	5.0
2018-19	9-9	285/31.7	36-88	.409	20-52	.385	8-10	.800	16	30	46	5.1	19	0	17	23	2	11	100	11.1
TOTAL	69-25	1223/17.7	110-310	.355	60-192	.313	50-64	.781	73	106	179	2.6	122	4	46	80	6	55	330	4.8



Kiyae' WHITE

#10

Redshirt Freshman • Forward • 6-2

Macungie, Pa.

Emmaus HS

- Scored 4 points at St. Joseph's, including a steal and fast-break basket to cap a 9-0 Auburn run in 4th quarter (12/6)
- Made first collegiate appearance vs. Grambling (11/6); had 3 points, 4 rebounds in 12 minutes of action
- Redshirted 2017-18 season due to injury
- Ranked as No. 20 forward nationally out of high school
- Three brothers all played football at West Virginia; brother, Kevin White, plays for Chicago Bears

SEASON/CAREER HIGHS

Points	5	vs. Samford	12/16/18
Rebounds	4	3x; last vs. Samford	12/16/18
Assists	2	3x; last at XULA	11/28/18
Blocks			
Steals	1	at St. Joseph's	12/6/18
Field Goals	2	2x; last vs. Samford	12/16/18
Field Goal Attempts	3	4x; last vs. Samford	12/16/18
3-Point Field Goals			
3-Point FG Attempts			
Free Throws	1	2x; last vs. Samford	12/16/18
Free Throw Attempts	2	vs. Grambling	11/6/18

Opponent	Start	Min.	FG-A	3PT-A	FT-A	O-D-T	PF	Ast.	TO	Blk.	St.	Pts.
GRAMBLING STATE		12	1-2	0-0	1-2	2-2-4	1	2	1	0	0	3
NICHOLLS STATE		11	1-3	0-0	0-0	0-0-0	1	2	1	0	0	2
at New Mexico		1	0-1	0-0	0-0	1-0-1	0	0	0	0	0	0
at Iowa State		2	0-0	0-0	0-0	0-0-0	0	0	0	0	0	0
LOUISIANA-LAFAYETTE		6	0-1	0-0	0-0	0-0-0	0	0	1	0	0	0
at Xavier (La.)		14	0-3	0-0	0-0	2-1-3	2	2	1	0	0	0
OKLAHOMA		3	1-2	0-0	0-0	1-0-1	1	0	0	0	0	2
at St. Joseph's		10	2-3	0-0	0-0	2-2-4	2	0	0	0	1	4
SAMFORD		12	2-3	0-0	1-1	2-2-4	1	0	0	0	0	5
vs. Coastal Carolina												
vs. North Carolina												
at Elon												
ALABAMA STATE												
TENNESSEE												
at Florida												
at Alabama												
MISSISSIPPI STATE												
at Vanderbilt												
TEXAS A&M												
at Missouri												
at Ole Miss												
GEORGIA												
KENTUCKY												
at Arkansas												
at Tennessee												
ALABAMA												
MISSOURI												
SOUTH CAROLINA												
at LSU												

WHITE'S CAREER STATISTICS

Season	gp-gs	min/avg	Total		3-Point		F-Throws		Rebounds				Scoring							
			fg-fga	pct	fg-fga	pct	ft-fta	pct	off	def	tot	avg	pf	fo	ast	to	blk	stl	pts	avg
2018-19	9-0	72/8.0	7-18	.389	0-0	.000	2-3	.667	10	7	17	1.9	8	0	6	4	0	1	16	1.8
TOTAL	9-0	72/8.0	7-18	.389	0-0	.000	2-3	.667	10	7	17	1.9	8	0	6	4	0	1	16	1.8



Unique THOMPSON

#20

Sophomore • Forward • 6-3

Theodore, Ala.

****2018 SEC All-Freshman Team****

Faith Academy

• 2018-19 Preseason All-SEC; 2018 SEC All-Freshman Team

- Has 5 double-doubles in 8 games so far in 2018-19; 12 career double-doubles ranks 12th all-time at Auburn
- SEC's second-leading rebounder with 12.5/game
- Career-high 19 rebounds with 19 points for second double-double of season at New Mexico (11/9)
- Started 27 games as a freshman; was Auburn's third-leading scorer with 11.5 points/game
- Led Auburn and all SEC freshmen with 8.4 rebounds/game; seventh-best among all SEC players
- Had 7 double-doubles as freshman, tying DeWanna Bonner for the Auburn freshman record
- Her 29 points at UL-Lafayette were 2nd most ever by Auburn freshman, most since Becky Jackson had 38 in 1980
- Became first Auburn freshman since Katie Frerking in 2013 to earn start in first collegiate game; had 9 points and season-high 16 rebounds at VT

SEASON HIGHS

Points	19	2x; last at Iowa State	11/13/18
Rebounds	19	at New Mexico	11/11/18
Assists	4	at St. Joseph's	12/6/18
Blocks	2	3x; last at Iowa State	11/13/18
Steals	4	2x; last vs. UL-Lafayette	11/25/18
Field Goals	7	3x; last vs. UL-Lafayette	11/25/18
Field Goal Attempts	13	at New Mexico	11/11/18
3-Point Field Goals			
3-Point FG Attempts			
Free Throws	6	vs. Oklahoma	12/2/18
Free Throw Attempts	9	at Iowa State	11/13/18

Opponent	Start	Min.	FG-A	3PT-A	FT-A	O-D-T	PF	Ast.	TO	Blk.	St.	Pts.
GRAMBLING STATE	*	27	5-8	0-0	4-6	3-10-13	4	1	2	2	1	14
NICHOLLS STATE	*	24	3-7	0-0	0-0	1-9-10	4	1	3	2	4	6
at New Mexico	*	35	7-13	0-0	5-7	8-11-19	1	0	4	1	1	19
at Iowa State	*	36	7-11	0-0	5-9	4-10-14	3	2	2	2	1	19
LOUISIANA-LAFAYETTE	*	31	7-12	0-0	2-5	3-10-13	3	0	4	1	4	16
at Xavier (La.)	*	24	6-10	0-0	3-4	3-5-8	2	0	1	1	3	15
OKLAHOMA	*	30	4-7	0-0	6-8	5-12-17	1	3	3	0	1	14
at St. Joseph's	*	34	5-10	0-0	2-4	2-4-6	2	4	2	0	2	12
SAMFORD	*	23	2-7	0-0	1-2	0-6-6	0	0	1	1	3	5

vs. Coastal Carolina

vs. North Carolina

at Elon

ALABAMA STATE

TENNESSEE

at Florida

at Alabama

MISSISSIPPI STATE

at Vanderbilt

TEXAS A&M

at Missouri

at Ole Miss

GEORGIA

KENTUCKY

at Arkansas

at Tennessee

ALABAMA

MISSOURI

SOUTH CAROLINA

at LSU

CAREER HIGHS

Points	29	at Louisiana-Lafayette	12/8/17
Rebounds	19	at New Mexico	11/11/18
Assists	4	at St. Joseph's	12/6/18
Blocks	6	vs. Louisiana Tech	11/19/17
Steals	4	2x; last vs. UL-Lafayette	11/25/18
Field Goals	11	2x; last vs. Texas A&M	1/7/18
Field Goal Attempts	16	vs. Florida	12/31/17
3-Point Field Goals			
3-Point FG Attempts			
Free Throws	7	at Louisiana-Lafayette	12/8/17
Free Throw Attempts	9	at Iowa State	11/13/18

THOMPSON'S CAREER STATISTICS

Season	gp-gs	min/avg	Total		3-Point		F-Throws		Rebounds				Scoring							
			fg-fga	pct	fg-fga	pct	ft-fta	pct	off	def	tot	avg	pf	fo	ast	to	blk	stl	pts	avg
2017-18	27-26	811/30.0	131-271	.483	0-0	.000	49-87	.563	112	115	227	8.4	63	0	28	66	21	32	311	11.5
2018-19	9-9	263/29.2	46-85	.541	0-0	.000	28-45	.622	29	77	106	11.8	20	0	11	22	10	20	120	13.3
TOTAL	36-35	1074/29.8	177-356	.497	0-0	.000	77-132	.583	141	192	333	9.3	83	0	39	88	31	52	431	12.0



Crystal PRIMM

#23

Redshirt Junior • Guard • 5-11

West Palm Beach, Fla.

Oxbridge Academy / Duke

- Double-digit scoring in 4 of 8 games; back-to-back 14-point nights vs. Oklahoma (12/2) and St. Joseph's (12/6)
- 10 points, 6 rebounds in win at New Mexico (11/11)
- Career-high 5 steals along with 8 points, 4 rebounds, 4 assists vs. Nicholls State (11/9)
- Scored 15 points in 22 minutes in Auburn debut vs. Grambling (11/6)
- Enrolled at Auburn in summer of 2017; redshirted 2017-18 season after transferring from Duke
- Played in 33 games off the bench as sophomore at Duke; averaged 2.5 points, 1.6 rebounds
- Started 14 games as freshman, averaging 4.6 points, 2.6 rebounds; career-high 15 points at Kentucky

SEASON HIGHS

Points	15	vs. Grambling	11/6/18
Rebounds	6	at New Mexico	11/11/18
Assists	4	vs. Nicholls State	11/9/18
Blocks	1	3x; last vs. Samford	12/16/18
Steals	5	vs. Nicholls State	11/9/18
Field Goals	6	2x; last vs. Oklahoma	12/2/18
Field Goal Attempts	11	vs. Oklahoma	12/2/18
3-Point Field Goals			
3-Point FG Attempts	1	3x; last vs. UL-Lafayette	11/25/18
Free Throws	4	3x; last at St. Joseph's	12/6/18
Free Throw Attempts	6	at XULA	11/28/18

Opponent	Start	Min.	FG-A	3PT-A	FT-A	O-D-T	PF	Ast.	TO	Blk.	St.	Pts.
GRAMBLING STATE	*	22	6-8	0-1	3-3	4-0-4	5	0	4	0	0	15
NICHOLLS STATE	*	27	4-9	0-1	0-0	2-2-4	2	4	3	0	5	8
at New Mexico	*	32	3-7	0-0	4-4	2-4-6	2	1	1	0	1	10
at Iowa State	*	34	3-7	0-1	1-2	0-1-1	2	0	2	1	0	7
LOUISIANA-LAFAYETTE	*	24	4-8	0-1	1-1	0-2-2	4	1	3	0	2	9
at Xavier (La.)	*	24	0-1	0-0	4-6	1-1-2	3	1	1	0	1	4
OKLAHOMA	*	26	6-11	0-0	2-3	2-1-3	4	1	2	1	3	14
at St. Joseph's	*	27	5-6	0-0	4-4	1-3-4	0	2	2	0	1	14
SAMFORD	*	20	3-8	0-0	3-4	1-1-2	1	2	3	1	2	9
vs. Coastal Carolina												
vs. North Carolina												
at Elon												
ALABAMA STATE												
TENNESSEE												
at Florida												
at Alabama												
MISSISSIPPI STATE												
at Vanderbilt												
TEXAS A&M												
at Missouri												
at Ole Miss												
GEORGIA												
KENTUCKY												
at Arkansas												
at Tennessee												
ALABAMA												
MISSOURI												
SOUTH CAROLINA												
at LSU												

CAREER HIGHS (incl. 2 years @ Duke)

Points	15	2x; last vs. Grambling	11/6/18
Rebounds	6	4x; last at New Mexico	11/11/18
Assists	4	2x; last vs. Nicholls State	11/9/18
Blocks	1	3x; last vs. Samford	12/16/18
Steals	5	vs. Nicholls State	11/9/18
Field Goals	6	3x; last vs. Oklahoma	12/2/18
Field Goal Attempts	11	vs. Oklahoma	12/2/18
3-Point Field Goals			
3-Point FG Attempts	1	4x; last vs. UL-Lafayette	11/25/18
Free Throws	6	at North Carolina	2/28/16
Free Throw Attempts	6	3x; last at XULA	11/28/18

PRIMM'S CAREER STATISTICS (at Auburn)

Season	gp-gs	min/avg	Total		3-Point		F-Throws		Rebounds				Scoring							
			fg-fga	pct	fg-fga	pct	ft-fta	pct	off	def	tot	avg	pf	fo	ast	to	blk	stl	pts	avg
2018-19	9-9	234/26.0	34-65	.523	0-4	.000	22-27	.815	13	15	28	3.1	23	1	12	21	3	15	90	10.0
TOTAL	9-9	234/26.0	34-65	.523	0-4	.000	22-27	.815	13	15	28	3.1	23	1	12	21	3	15	90	10.0



Erin HOWARD

#24

Freshman • Guard/Forward • 6-1

Madison, Wis.

Madison East HS

- Had steal-and-score at end of 1st half vs. Oklahoma to give Auburn 14-point halftime lead; finished with 4 points, 4 rebounds, 3 assists (12/2)
- Hit first two career 3-pointers, including buzzer-beater at end of 3rd quarter, in win over New Mexico (11/11); finished with 8 points
- Played 11 minutes in first collegiate game vs. Grambling; finished with 2 points, 3 rebounds, 2 steals (11/6)
- Ranked as No. 21 forward nationally by ESPN HoopGurlz
- Named to USA Today All-Wisconsin First Team
- Averaged 17.4 points, 11.1 rebounds, 3.9 assists as high school senior
- First Auburn women's basketball player from state of Wisconsin

SEASON HIGHS

Points	8	at New Mexico	11/11/18
Rebounds	4	vs. Oklahoma	12/2/18
Assists	3	vs. Oklahoma	12/2/18
Blocks	1	3x; last vs. Samford	12/16/18
Steals	2	2x; last vs. Nicholls State	11/9/18
Field Goals	2	3x; last vs. Oklahoma	12/2/18
Field Goal Attempts	6	at XULA	11/28/18
3-Point Field Goals	2	at New Mexico	11/11/18
3-Point FG Attempts	5	at XULA	11/28/18
Free Throws	2	at New Mexico	11/11/18
Free Throw Attempts	2	at New Mexico	11/11/18

Opponent	Start	Min.	FG-A	3PT-A	FT-A	O-D-T	PF	Ast.	TO	Blk.	St.	Pts.
GRAMBLING STATE		11	1-4	0-2	0-0	2-1-3	1	1	0	0	2	2
NICHOLLS STATE		11	0-2	0-2	0-0	0-2-2	1	0	0	1	2	0
at New Mexico		20	2-4	2-3	2-2	0-1-1	2	1	1	1	0	8
at Iowa State		8	0-1	0-1	0-0	0-0-0	2	1	1	0	0	0
LOUISIANA-LAFAYETTE						--DNP--						
at Xavier (La.)		12	2-6	1-5	0-0	0-0-0	2	1	1	1	0	5
OKLAHOMA		11	2-4	0-1	0-0	2-2-4	1	3	0	0	1	4
at St. Joseph's		10	0-1	0-0	0-0	0-0-0	1	0	1	0	0	0
SAMFORD		12	0-3	0-2	0-0	0-0-0	0	1	1	1	0	0
vs. Coastal Carolina												
vs. North Carolina												
at Elon												
ALABAMA STATE												
TENNESSEE												
at Florida												
at Alabama												
MISSISSIPPI STATE												
at Vanderbilt												
TEXAS A&M												
at Missouri												
at Ole Miss												
GEORGIA												
KENTUCKY												
at Arkansas												
at Tennessee												
ALABAMA												
MISSOURI												
SOUTH CAROLINA												
at LSU												

HOWARD'S CAREER STATISTICS

Season	gp-gs	min/avg	Total		3-Point		F-Throws		Rebounds				Scoring							
			fg-fga	pct	fg-fga	pct	ft-fta	pct	off	def	tot	avg	pf	fo	ast	to	blk	stl	pts	avg
2018-19	8-0	102/12.8	7-25	.280	3-16	.188	2-2	1.000	4	6	10	1.3	10	0	8	5	4	5	19	2.4
TOTAL	8-0	102/12.8	7-25	.280	3-16	.188	2-2	1.000	4	6	10	1.3	10	0	8	5	4	5	19	2.4



Janiah McKAY

#33

Senior • Guard • 5-6

Gainesville, Fla.

Gainesville HS

• 2018 Preseason All-SEC Second Team

- Season-high 21 points along with 4 steals and 4 assists at St. Joseph's; was 7-of-8 at FT line in 4th quarter to clinch win (12/6)
- Ranks 3rd in SEC with 5.5 assists/game
- Named to Preseason WNIT All-Tournament Team; averaged 15.6 points, 5.3 assists in the tournament
- Recorded second career double-double with 16 points, 10 assists in season-opener vs. Grambling (11/6)
- Led Auburn with 16.6 points, 4.4 assists per game as a junior; also Auburn's leading free throw shooter at 82.8% (130-157)
- Scored 25+ points in three straight games in '18 (TAMU, SC, Arkansas), first Auburn player since DeWanna Bonner (2009) to accomplish that feat
- Matched career-high with 29 points along with 5 assists and 5 steals in win over Louisiana Tech (11/19); also had 29 vs. UT and Alabama in 2016-17

SEASON HIGHS

Points	21	at St. Joseph's	12/6/18
Rebounds	5	2x; last at Iowa State	11/13/18
Assists	10	vs. Grambling	11/6/18
Blocks	2	vs. Grambling	11/6/18
Steals	4	2x; last vs. Samford	12/16/18
Field Goals	6	4x; last vs. Samford	12/16/18
Field Goal Attempts	14	at Iowa State	11/13/18
3-Point Field Goals	3	at Iowa State	11/13/18
3-Point FG Attempts	5	at Iowa State	11/13/18
Free Throws	9	at St. Joseph's	12/6/18
Free Throw Attempts	10	at St. Joseph's	12/6/18

Opponent	Start	Min.	FG-A	3PT-A	FT-A	O-D-T	PF	Ast.	TO	Blk.	St.	Pts.
GRAMBLING STATE	*	28	6-8	2-2	2-2	0-2-2	3	10	1	2	3	16
NICHOLLS STATE	*	31	5-12	0-2	4-4	0-3-3	4	7	2	0	3	14
at New Mexico	*	39	6-12	1-1	6-8	1-4-5	2	6	2	0	3	19
at Iowa State	*	36	5-14	3-5	1-2	0-5-5	4	3	4	0	1	14
LOUISIANA-LAFAYETTE	*	34	4-10	1-3	4-4	1-1-2	3	6	5	0	3	13
at Xavier (La.)	*	27	4-7	0-2	1-3	0-0-0	0	7	4	0	2	9
OKLAHOMA	*	29	3-11	0-2	0-0	1-0-1	4	1	1	0	1	6
at St. Joseph's	*	28	6-10	0-2	9-10	0-1-1	1	4	4	0	4	21
SAMFORD	*	26	6-12	1-2	7-8	1-3-4	0	4	2	0	4	20

vs. Coastal Carolina

vs. North Carolina

at Elon

ALABAMA STATE

TENNESSEE

at Florida

at Alabama

MISSISSIPPI STATE

at Vanderbilt

TEXAS A&M

at Missouri

at Ole Miss

GEORGIA

KENTUCKY

at Arkansas

at Tennessee

ALABAMA

MISSOURI

SOUTH CAROLINA

at LSU

CAREER HIGHS

Points	29	3x; last vs. Louisiana Tech	11/19/17
Rebounds	8	vs. North Carolina A&T	11/16/17
Assists	13	vs. Ole Miss	1/8/17
Blocks	2	vs. Grambling	11/6/18
Steals	6	2x; last vs. Xavier (La.)	12/28/17
Field Goals	11	4x; last at Mississippi State	2/22/18
Field Goal Attempts	25	vs. Alabama	2/20/17
3-Point Field Goals	5	at Towson	12/20/15
3-Point FG Attempts	9	at Towson	12/20/15
Free Throws	12	vs. Arkansas	1/14/18
Free Throw Attempts	14	2x; last vs. Arkansas	1/14/18

McKAY'S CAREER STATISTICS

Season	gp-gs	min/avg	Total		3-Point		F-Throws		Rebounds				Scoring							
			fg-fga	pct	fg-fga	pct	ft-fta	pct	off	def	tot	avg	pf	fo	ast	to	blk	stl	pts	avg
2015-16	33-19	894/27.1	104-285	.365	28-100	.280	69-101	.683	17	48	65	2.0	72	1	76	119	4	43	305	9.2
2016-17	32-32	906/28.3	145-397	.365	14-63	.222	110-148	.743	11	50	61	1.9	63	1	109	73	0	43	414	12.9
2017-18	29-28	936/32.3	168-419	.401	14-57	.246	130-157	.828	14	87	101	3.5	62	2	129	96	1	68	480	16.6
2018-19	9-9	279/31.0	45-96	.469	8-21	.381	34-41	.829	4	19	23	2.6	21	0	48	25	2	24	132	14.7
TOTAL	103-88	3015/29.3	462-1197	.386	64-241	.266	343-447	.767	46	204	250	2.4	218	4	362	313	7	178	1331	12.9



Natalie KELLY

#35

Freshman • Forward • 6-3

Albany, La.

Albany HS

- Played 3 minutes in collegiate debut vs. Grambling; had 1 points, 1 rebound (11/6)
- Ranked as No. 38 post player in nation, according to ESPN HoopGurlz
- Averaged 17.1 points, 12.1 rebounds, 3.3 steals as high school senior
- Set school record for single-season rebounds with 379 as a junior

SEASON/CAREER HIGHS

Points	2	vs. UL-Lafayette	11/25/18
Rebounds	3	vs. Samford	12/16/18
Assists			
Blocks	1	vs. UL-Lafayette	11/25/18
Steals	1	at XULA	11/28/18
Field Goals	1	vs. UL-Lafayette	11/25/18
Field Goal Attempts	2	vs. UL-Lafayette	11/25/18
3-Point Field Goals			
3-Point FG Attempts			
Free Throws	1	2x; last at XULA	11/28/18
Free Throw Attempts	2	3x; last at XULA	11/28/18

Opponent	Start	Min.	FG-A	3PT-A	FT-A	O-D-T	PF	Ast.	TO	Blk.	St.	Pts.
GRAMBLING STATE		3	0-0	0-0	1-2	1-0-1	0	0	3	0	0	1
NICHOLLS STATE						--DNP--						
at New Mexico						--DNP--						
at Iowa State						--DNP--						
LOUISIANA-LAFAYETTE	4		1-2	0-0	0-2	0-0-0	0	0	0	1	0	2
at Xavier (La.)	7		0-1	0-0	1-2	0-0-0	1	0	1	0	1	1
OKLAHOMA	1		0-0	0-0	0-0	0-0-0	0	0	0	0	0	0
at St. Joseph's	1		0-0	0-0	0-0	0-0-0	0	0	0	0	0	0
SAMFORD	10		0-1	0-0	0-0	1-2-3	1	0	1	0	0	0
vs. Coastal Carolina												
vs. North Carolina												
at Elon												
ALABAMA STATE												
TENNESSEE												
at Florida												
at Alabama												
MISSISSIPPI STATE												
at Vanderbilt												
TEXAS A&M												
at Missouri												
at Ole Miss												
GEORGIA												
KENTUCKY												
at Arkansas												
at Tennessee												
ALABAMA												
MISSOURI												
SOUTH CAROLINA												
at LSU												

KELLY'S CAREER STATISTICS

Season	gp-gs	min/avg	Total		3-Point		F-Throws		Rebounds				Scoring							
			fg-fga	pct	fg-fga	pct	ft-fta	pct	off	def	tot	avg	pf	fo	ast	to	blk	stl	pts	avg
2018-19	6-0	26/4.3	1-4	.250	0-0	.000	2-6	.333	3	2	5	0.8	2	0	0	5	1	1	4	0.7
TOTAL	6-0	26/4.3	1-4	.250	0-0	.000	2-6	.333	3	2	5	0.8	2	0	0	5	1	1	4	0.7

Game 1: Nov. 6, 2018 Auburn 97, Grambling 48 Auburn Arena Auburn, Ala.

Official Basketball Box Score -- Game Totals -- Final Statistics
11/06/18 5:30 pm at Auburn Arena -- Auburn, Ala.

Grambling State 48 • 0-1		Total		3-Ptr		Rebounds		PF		TP		A TO Bk Stl		Min
#	Player	FG	FGA	FT	FTA	Off	Def	PF	TP	A	TO	Bk	Stl	Min
1-5	CONNALLY-BANKS, M	0-0	0-0	1	1	2	3	2	1	0	0	2	1	17
2-0	HILL, Shakyia	5-16	20-3	8-12	2	4	6	3	18	5	4	0	3	34
11	WILLIAMS, Ariel	2-6	1-2	0-0	0	2	2	3	5	0	4	0	1	20
12	COLEMAN, Justice	0-2	1-1	0-0	1	2	3	4	0	3	0	1	29	
23	YANCEY, Mylaysia	0-1	0-1	2-2	2	0	2	4	1	2	0	0	0	22
01	FORTE, Jasmine	0-0	0-0	1-1	2	1	2	1	1	0	0	0	0	17
03	PARSONS, Tamera	0-1	0-0	1-2	0	1	1	0	1	0	0	0	0	8
05	BODY, Markisha	1-4	1-3	2-2	2	0	2	0	5	0	0	0	0	10
15	PARRAMORE, Candice	0-2	0-1	0-0	1	2	3	0	0	1	2	0	1	7
10	LONDON, Camryn	1-5	0-3	0-0	0	0	0	1	2	0	4	0	1	21
22	HENDERSON, Hannah	1-1	1-1	2-2	0	1	1	3	5	0	1	0	1	15
Team				2	2	0	2	0						
Totals	15-58	3-15	19-20	13	13	26	20	48	9	20	0	10	200	

1st FG %:	41.3	46.2%	2nd:	3.0	18.0%	3rd:	4.1	33.0%	4th:	13.3	22.1%	Game:	15.0	35.0%	Deadball
3FG %:	3.4	56.0%	4th:	0.0	0.0%	5th:	1.5	20.0%	6th:	3.5	50.0%	7th:	1.0	25.0%	Rebounds
FT %:	1.2	59.0%	8th:	1.1	100.0%	9th:	0.0	80.0%	10th:	5.7	71.4%	11th:	15.0	75.0%	2.1

Auburn 97 • 1-0		Total		3-Ptr		Rebounds		PF		TP		A TO Bk Stl		Min
#	Player	FG	FGA	FT	FTA	Off	Def	PF	TP	A	TO	Bk	Stl	Min
20	Unique Thompson	5-8	0-0	4-6	3	10	13	4	14	1	2	2	1	27
00	Daisa Alexander	6-14	1-6	0-0	2	6	8	1	13	3	3	0	0	35
05	Emari Jones	5-13	3-9	0-0	3	5	8	1	13	3	3	0	2	28
23	Crystal Primm	6-8	0-1	3-4	0	4	0	15	5	4	0	0	0	22
33	Janiah McKay	6-8	2-2	2-2	0	2	2	3	16	10	1	2	3	28
01	Robyn Benton	6-12	3-8	1-2	0	1	1	0	16	3	1	1	3	24
04	Abigayle Jackson	2-2	0-0	0	3	2	5	2	4	1	1	0	1	10
10	Kiyae' White	1-4	0-0	1-2	2	2	4	1	3	2	1	0	0	12
24	Erin Howard	1-2	0-2	0-0	2	1	3	1	2	1	0	0	2	11
25	Natalie Kelly	0-0	0-0	1-2	0	1	1	0	1	0	1	0	0	3
Team				0	4	4	4							
Totals	38-71	9-28	12-17	20	33	53	18	97	24	18	6	11	200	

1st FG %:	9.9	47.4%	2nd:	7.1	33.8%	3rd:	10.8	55.6%	4th:	12.1	57.1%	Game:	38.7	53.5%	Deadball
3FG %:	2.7	28.6%	5th:	3.1	63.0%	6th:	9.2	32.3%	7th:	9.2	32.3%	8th:	12.7	70.6%	4
FT %:	6.9	66.7%	9th:	7.5	75.0%	10th:	3.1	100.0%	11th:	3.3	66.7%	12th:	15.0	75.0%	4

Officials: Mark Zentz, Billy Smith, Carmen Portner
Technical fouls: Grambling State None, Auburn-None.
Attendance: 1657

Score by periods	1st	2nd	3rd	4th	Total
Grambling State	15	5	16	12	48
Auburn	26	18	24	29	97

Last FG - GRAMWBS 4th-00:35, AU 4th-00:09.
Largest lead - GRAMWBS by 4:18-08:38, AU by 49:40-00:09.
GRAMWBS led for 02:56, AU led for 36:47, Game was tied for 00:17.

AUBURN --Janiah McKay and Unique Thompson both recorded double-doubles as the Auburn women's basketball team posted its highest scoring output of the Terri Williams-Flournoy era with a 97-48 victory over Grambling State Tuesday at Auburn Arena.

Led by 16 points from McKay and freshman Robyn Benton, Auburn (1-0) had six players in double figures, the first time for the Tigers to hit that mark since the 2008-09 season.

Along with the 16 points from McKay and Benton, the Tigers got 15 points from redshirt junior Crystal Primm in her Auburn debut, 14 points from Thompson, and 13 each from Daisa Alexander and Emari Jones.

Thompson posted her eighth career double-double with a team-high 13 rebounds to go with her 14 points. And McKay recorded the second double-double of her career, notching 10 assists to go with her 16 points. It was the first time for Auburn to have two players with a double-double in the same game since the 2015-16 season when Tra'Ce'e Tanner and Brandy Montgomery pulled off the feat.

Auburn shot 53.5 percent from the field, scored 97 points and had 53 rebounds - all higher totals than in any game last season. The Tigers' 97 points were the most of the Coach Flo era and the highest output since scoring 119 against Sam Houston State in 2008 - also the last time the Tigers had at least six players in double-figures.

Every player that dressed for Auburn scored. Sophomore Abigayle Jackson had four points along with five rebounds, and freshmen Kiyae' White (3 points, 4 rebounds), Erin Howard (2 points, 3 rebounds) and Natalie Kelly (1 point, 1 rebound) found the stat sheet in their Auburn debuts.

After Grambling scored the first four points of the game and took a 6-3 lead, Auburn went on a 16-1 run over the next four-plus minutes to take a 19-9 lead. Grambling would get no closer than 9 points the rest of the way. Auburn ended the first half on a 12-0 run to take a 44-20 lead to the break.

Game 2: Nov. 9, 2018 Auburn 80, Nicholls State 59 Auburn Arena Auburn, Ala. Preseason WNIT - Round 1

Official Basketball Box Score -- Game Totals -- Final Statistics
Nicholls vs Auburn
11/09/18 6:00 pm at Auburn Arena -- Auburn, Ala.

Nicholls 59 • 0-2		Total		3-Ptr		Rebounds		PF		TP		A TO Bk Stl		Min
#	Player	FG	FGA	FT	FTA	Off	Def	PF	TP	A	TO	Bk	Stl	Min
23	Washington, Bryanna	0-2	0-0	0-0	1	4	5	2	0	0	1	0	0	28
05	Hamilton, Airi	2-5	1-2	2-2	0	4	4	2	7	5	2	0	1	33
13	Heineman, Kinzie	3-6	3-5	0-0	0	1	1	9	2	3	0	0	0	29
20	Barros, Cassidy	6-11	2-6	6-6	3	8	11	2	20	4	5	0	2	40
32	Collins, Destiny	5-16	2-7	1-1	0	1	1	13	2	6	0	3	2	27
01	Wilson, Bree	0-2	0-2	0-0	0	1	1	0	1	0	0	0	0	7
11	Mann, Adrian	1-5	1-4	1-2	0	0	0	1	4	2	4	0	0	16
15	Bowie, Lauryl	3-4	0-0	0-0	0	0	0	4	6	0	0	0	0	10
22	Johnson, Loan-Anh	0-1	0-0	0-0	1	0	1	0	0	0	2	0	0	5
25	Ezechukwu, Chrystal	0-1	0-0	0-0	0	1	1	0	0	1	0	0	0	1
Team				1	2	3								
Totals	20-53	9-24	10-11	6	22	28	14	59	16	24	0	7	200	

1st FG %:	41.3	38.8%	2nd:	4.1	39.8%	3rd:	6.5	40.0%	4th:	6.2	50.0%	Game:	20.5	37.7%	Deadball
3FG %:	3.7	28.6%	5th:	3.9	42.9%	6th:	2.4	58.0%	7th:	9.8	37.5%	8th:	10.1	90.9%	Rebounds
FT %:	0.0	0.0%	9th:	8.8	88.3%	10th:	3.3	100.0%	11th:	1.0	0.0%	12th:	1.0	0.0%	0.1

Auburn 80 • 2-0		Total		3-Ptr		Rebounds		PF		TP		A TO Bk Stl		Min
#	Player	FG	FGA	FT	FTA	Off	Def	PF	TP	A	TO	Bk	Stl	Min
20	Unique Thompson	7-12	0-0	0-0	1	9	10	4	6	1	3	2	4	24
00	Daisa Alexander	7-12	2-5	4-5	3	2	5	0	20	1	1	0	2	31
05	Emari Jones	6-15	1-5	2-2	3	5	8	1	15	3	2	1	2	31
23	Crystal Primm	4-9	0-1	0-0	2	4	2	8	4	3	0	5	27	
33	Janiah McKay	5-12	0-2	4-4	0	3	3	14	7	2	0	3	31	
01	Robyn Benton	4-8	1-3	0-0	0	1	1	3	9	0	1	0	1	18
04	Abigayle Jackson	2-3	0-0	2-2	4	2	6	1	6	1	3	0	0	16
10	Kiyae' White	1-3	0-0	0-0	0	0	1	2	1	0	0	0	11	
24	Erin Howard	0-2	0-2	0-0	0	2	3	1	0	0	1	0	2	11
Team				0	2	3								
Totals	32-71	4-18	12-13	14	28	42	17	80	19	16	5	18	200	

1st FG %:	41.3	47.1%	2nd:	7.1	53.8%	3rd:	11.9	57.9%	4th:	6.2	27.3%	Game:	30.7	45.1%	Deadball
3FG %:	2.8	28.6%	5th:	3.8	33.3%	6th:	2.4	58.0%	7th:	9.8	37.5%	8th:	12.1	92.3%	Rebounds
FT %:	6.9	66.7%	9th:	7.5	75.0%	10th:	3.1	100.0%	11th:	3.3	66.7%	12th:	15.0	75.0%	4

Officials: Neanta Williams, David Jenkins, Simone Reed
Technical fouls: Nicholls-None, Auburn-None.
Attendance: 2316
Preseason WNIT - First Round

Score by periods	1st	2nd	3rd	4th	Total
Nicholls	10	16	17	16	59
Auburn	23	14	27	16	80

Last FG - NICH 4th-00:29, AU 4th-00:48.
Largest lead - NICH None, AU by 29:40-06:21.
NICH led for 00:00, AU led for 29:48, Game was tied for 00:14.

AUBURN -- Auburn jumped out to a big early lead and had another strong offensive performance Friday night in an 80-59 win over Nicholls State in the first round of the Preseason Women's NIT.

It was Auburn's second-straight game scoring at least 80 points; the Tigers scored 80 or more just twice all of last season. Despite a cold fourth quarter, Auburn shot 45.1 percent from the field and made 12-of-13 free throws.

Daisa Alexander led Auburn with 20 points while also racking up five rebounds and two steals. Emari Jones added 15 points and pulled down 8 rebounds for the second straight game along with three assists and two steals.

Janiah McKay finished with 14 points and seven assists. And Unique Thompson scored six points and pulled down a game-high 10 rebounds to go along with four steals and two blocks while playing just 24 minutes.

Auburn jumped out to a 9-0 lead in the first two minutes and had another 9-0 run in the first quarter to take a 23-10 lead after 10 minutes. Nicholls took advantage of an Auburn cold stretch in the second to cut the lead to as few as seven points, but the Tigers took a 37-26 lead to the break.

The Tigers pulled away in the third quarter and increased their lead to as many as 29 in the fourth before a cold stretch late saw the final margin trimmed to 21.

The Tigers took full advantage of being several inches taller at most every position, out-rebounding the Colonels 42-28 and racking up five blocked shots. Auburn also had 18 steals in forcing 24 Nicholls turnovers, turning those into 29 points.

Nicholls' Cassidy Barros, the defending Southland Conference Player of the Year, shared the game lead in scoring with 20 points and pulled down 11 rebounds for her first double-double of the year.

Game 3: Nov. 11, 2018 Auburn 79, New Mexico 76 The Pit Albuquerque, N.M. Preseason WNIT - Quarterfinal

Official Basketball Box Score -- Game Totals -- Final Statistics
Auburn vs New Mexico
11/11/18 2:00 pm at Albuquerque, N.M. - The Pit

Auburn 79 • 3-0		Total		3-Ptr		Rebounds		PF		TP		A TO Bk Stl		Min
#	Player	FG	FGA	FT	FTA	Off	Def	PF	TP	A	TO	Bk	Stl	Min
20	Unique Thompson	7-13	0-0	5-7	8	11	19	1	19	0	4	1	1	35
00	Daisa Alexander	6-16	0-4	2-4	1	3	4	14	0	2	0	3	28	
05	Emari Jones	2-10	1-8	0-0	1	2	5	2	6	0	1</			

Game 4: Nov. 13, 2018
Iowa State 67, Auburn 64
Hilton Coliseum
Ames, Iowa
Preseason WNIT - Semifinal

Official Basketball Box Score -- Game Totals -- Final Statistics
Auburn vs Iowa State
11/13/18 6:35 p.m. at Hilton Coliseum - Ames, Iowa

#	Player	Total		3-Ptr		Rebounds		PF	TP	A	T	Blk	Stl	Min
		FG	FGA	FT	FTA	Off	Def							
00	Daisa Alexander	2-5	0-3	0-0	0	2	4	4	1	2	0	2	22	
05	Emari Jones	4-9	4-8	3-4	7	4	15	3	2	0	1	1	39	
20	Unique Thompson	7-11	0-0	5-9	4	10	14	3	19	2	2	1	36	
23	Crystal Primm	3-7	1-1	1-2	0	1	2	7	0	2	1	0	34	
33	Janiah McKay	5-14	3-5	1-2	0	5	5	14	3	4	0	1	36	
01	Robyn Benton	1-6	1-5	0-0	0	0	1	3	0	2	0	1	19	
04	Abigayle Jackson	1-3	0-1	0-0	0	1	2	2	0	0	0	0	4	
10	Kiyae White	0-0	0-0	0-0	0	0	0	0	0	0	0	0	2	
24	Erin Howard	0-1	0-1	0-0	0	0	2	0	1	1	0	0	8	
	Team	2	4	6	1									
	Totals	23-56	24-32	10-17	9	27	36	22	64	10	16	3	60	

1st FG %:	21.4	50.0%	2nd:	7.13	53.8%	3rd:	1.33	23.1%	4th:	6.16	37.5%	Game:	23-56	41.1%	Deadball
3Pt %:	1.4	25.0%	3rd:	5.19	26.3%	4th:	7.12	58.3%	Game:	5-17	29.4%	Rebounds			
FT %:	2.6	33.3%	1.4	25.0%	3.4	50.0%	Game:	5-17	29.4%	Rebounds					
FT %:	3.3	100.0%	4.4	100.0%	4.6	66.7%	3.3	100.0%	14-16	87.5%	2				

Iowa State 67 • 3 • 0

#	Player	Total		3-Ptr		Rebounds		PF	TP	A	T	Blk	Stl	Min
		FG	FGA	FT	FTA	Off	Def							
00	Jane Madison	5-15	3-10	0-0	0	7	7	13	1	3	0	0	18	
21	Carleton, Bridget	4-10	1-5	6-10	0	8	13	0	15	8	2	1	40	
04	Wiese, Ashley	6-16	5-12	1-2	0	2	2	3	18	0	2	1	33	
02	Burkhill, Meredith	5-8	0-0	0-2	6	2	8	4	10	0	2	0	30	
33	Middleton, Alexa	2-7	0-2	0-0	0	1	1	0	4	2	0	1	25	
04	Johanson, Rae	0-1	0-1	1-2	0	1	1	1	0	1	0	1	15	
10	Washington, Nia	0-1	0-1	0-0	0	0	0	0	0	0	0	1	1	
13	Camber, Adriana	0-1	0-1	1-2	0	0	0	0	1	0	0	0	4	
15	Neszeva, Ines	1-2	0-0	3-6	2	3	5	1	0	0	0	0	6	
25	Scott, Kristin	0-1	0-0	0-0	1	0	1	0	0	0	0	1	5	
	Team	2	2	4										
	Totals	23-62	9-32	12-24	16	26	42	13	67	13	15	3	80	

1st FG %:	17.0	37.6%	2nd:	6.15	26.6%	3rd:	6.54	42.0%	4th:	8.16	50.0%	Game:	23-62	37.1%	Deadball
3Pt %:	1.0	10.0%	2.4	26.6%	1.3	50.0%	3.6	37.5%	12-24	50.0%	8				
FT %:	4.0	40.0%	2.4	26.6%	1.3	50.0%	3.6	37.5%	12-24	50.0%	8				

Officials: Brian Hall, Bryan Entlerme, Amy Bonner
 Technical fouls: Auburn-None, Iowa State-None.
 Attendance: 9274
 Preseason WNIT - Semifinal
 Fouled Out: none

Score by periods	1st	2nd	3rd	4th	Total
Auburn	18	20	7	19	64
Iowa State	13	16	15	22	67

Points	In	Off	2nd	Fast	Bench
Auburn	20	19	7	2	5
ISU	26	19	14	2	7

Last FG - AU 4th:00-41, ISU 4th:00-09.
 Largest lead - AU by 15 2nd:02-28, ISU by 10 4th:02-21.
 AU led for 28:59, ISU led for 09:19. Game was tied for 01:42.

Game 5: Nov. 25, 2018
Auburn 71, Louisiana-Lafayette 59
Auburn Arena
Auburn, Ala.

Official Basketball Box Score -- Game Totals -- Final Statistics
Louisiana vs Auburn
11/25/18 2:00 p.m. at Auburn Arena -- Auburn, Ala.

#	Player	Total		3-Ptr		Rebounds		PF	TP	A	T	Blk	Stl	Min
		FG	FGA	FT	FTA	Off	Def							
05	Mathis,Jomyra	1-9	0-0	2-2	3	3	6	5	4	2	2	0	1	23
11	Goodwin,Skyler	1-4	0-2	0-0	0	3	3	0	2	0	5	0	0	31
25	Doucet,Ty Reona	6-15	0-0	1-1	4	9	13	3	13	0	2	2	38	
02	Williams,Brandi	3-13	2-7	7-8	0	2	2	15	0	4	0	1	39	
15	Morrison,Diamond	3-5	1-3	0-0	0	2	2	3	7	0	3	0	16	
04	Robyn,Caroline	0-0	0-0	0-0	0	2	2	2	0	0	3	0	15	
10	Cournoyer,Andrea	4-8	2-4	0-0	0	2	2	3	10	4	0	7	22	
25	Womack,Jazmyne	2-6	0-0	4-5	4	5	1	8	0	3	0	0	16	
	Team	2	2	2										
	Totals	20-60	5-17	14-16	13	24	37	19	59	6	26	2	120	

1st FG %:	4.3	38.0%	2nd:	4.16	25.0%	3rd:	5.19	26.3%	4th:	7.12	58.3%	Game:	20-60	33.3%	Deadball
3Pt %:	2.6	33.3%	1.4	25.0%	3.3	50.0%	3.4	50.0%	Game:	5-17	29.4%	Rebounds			
FT %:	3.3	100.0%	4.4	100.0%	4.6	66.7%	3.3	100.0%	14-16	87.5%	2				

Auburn 71 • 4 • 1

#	Player	Total		3-Ptr		Rebounds		PF	TP	A	T	Blk	Stl	Min
		FG	FGA	FT	FTA	Off	Def							
20	Unique Thompson	1-9	0-0	2-5	3	10	13	3	16	0	4	1	31	
00	Daisa Alexander	4-8	1-1	0-0	0	1	1	3	8	6	0	3	26	
05	Emari Jones	3-9	1-4	1-1	5	5	10	3	8	2	3	0	1	37
23	Crystal Primm	1-8	0-1	1-1	0	2	2	4	9	1	3	0	24	
33	Janiah McKay	4-10	1-3	4-4	1	1	2	3	13	6	0	3	34	
01	Robyn Benton	5-7	2-3	3-4	1	1	2	15	1	0	0	0	24	
04	Abigayle Jackson	2-4	1-2	0-0	0	4	2	5	1	0	3	0	14	
10	Kiyae White	0-1	0-0	0-0	0	0	0	0	0	1	0	0	6	
25	Natalie Kelly	1-2	0-0	0-2	0	0	0	2	0	2	0	1	4	
	Team	2	2	4										
	Totals	27-61	6-14	11-17	12	26	38	20	71	19	22	5	150	

1st FG %:	7.6	43.8%	2nd:	6.13	46.2%	3rd:	6.13	46.2%	4th:	8.19	42.1%	Game:	27-61	44.3%	Deadball
3Pt %:	1.2	50.0%	1.2	50.0%	1.4	25.0%	3.6	50.0%	6-14	42.9%	Rebounds				
FT %:	3.3	66.7%	4.4	100.0%	4.6	66.7%	3.3	100.0%	11-17	64.7%	4,1				

Officials: Beverly Roberts, Cameron Inouye, Bill Larence
 Technical fouls: Louisiana-None, Auburn-None.
 Attendance: 1488

Score by periods	1st	2nd	3rd	4th	Total
Louisiana	13	13	14	19	59
Auburn	17	17	14	23	71

Points	In	Off	2nd	Fast	Bench
Louisiana	14	14	7	12	22
AU	32	27	7	18	18

Last FG - LA 4th:01-25, AU 4th:00-24.
 Largest lead - LA None, AU by 16 4th:06-20.
 LA led for 00:00, AU led for 30:30. Game was tied for 00:27.

Score tied - 0 times.
 Lead changed - 0 times.

Game 6: Nov. 28, 2018
Auburn 77, Xavier (La.) 58
Convocation Center
New Orleans, La.

Official Basketball Box Score -- Game Totals -- Final Statistics
Auburn vs Xavier (N.O.)
11/28/18 6:00 pm at New Orleans, La.

#	Player	Total		3-Ptr		Rebounds		PF	TP	A	T	Blk	Stl	Min
		FG	FGA	FT	FTA	Off	Def							
20	Unique Thompson	6-10	0-0	3-4	3	5	8	2	15	0	1	1	3	23
00	Daisa Alexander	5-9	3-3	0-0	0	3	6	2	13	5	1	0	3	20
05	Emari Jones	6-12	4-6	0-0	0	3	3	16	2	2	1	1	29	
23	Crystal Primm	4-10	0-0	4-6	1	2	3	4	1	0	1	0	22	
33	Janiah McKay	4-7	0-2	1-3	0	0	0	0	0	0	7	4	0	28
01	Robyn Benton	2-5	1-2	0-2	3	2	5	1	5	3	1	0	1	19
02	Brooke Moore	1-9	1-6	0-0	0	1	1	0	3	1	0	0	13	
04	Abigayle Jackson	3-3	0-0	0-0	0	1	1	0	6	0	1	2	10	
10	Kiyae White	0-0	0-0	0-0	2	1	3	2	0	2	1	0	15	
24	Erin Howard	1-5	0-0	1-5	0	1	1	0	5	1	1	0	14	
35	Natalie Kelly	0-1	0-0	1-2	0	1	1	0	1	0	1	0	7	
	Team	0	4	4										
	Totals	29-66	10-24	9-17	14	20	34	16	77	22	14	5	14	200

1st FG %:	9.17	41.3%	2nd:	6.15	53.8%	3rd:	7.17	41.2%	4th:	7.17	41.2%	Game:	29-66	43.9%	Deadball
3Pt %:	2.4	33.3%	3.7	42.9%	3.6	50.0%	2.0	25.0%	9-17	52.9%	3				
FT %:	3.4	75.0%	4.4	100.0%	4.6	66.7%	3.3	100.0%	14-16	87.5%	2				

Game 7: Dec. 2, 2018

Auburn 95, Oklahoma 79

Auburn Arena

Auburn, Ala.

SEC/Big 12 Challenge

Official Basketball Box Score -- Game Totals -- Final Statistics
 Oklahoma vs Auburn
 12/02/18 7:00 pm at Auburn Arena -- Auburn, Ala.

Oklahoma 79 • 2-5		Total		3-Ptr		Rebounds		PF		TP		A TO Bk Stl		Min
#	Player	FG	FGA	FT	FTA	Off	Def	PF	TP	A	TO	Bk	Stl	Min
27	Simpson, Mandy	4-7	0-0	0-0	2-3	5	6	4	2	0	1	2	3	26
25	Williams, Madi	4-9	0-0	2-5	5	11	2	10	2	4	1	2	3	38
14	Pellington, Shaina	3-10	0-2	5-6	1	4	5	2	11	4	6	0	3	27
20	Robertson, Taylor	9-18	7-15	2-4	0	4	4	2	7	0	1	0	1	38
32	Veitenheimer, Tatum	3-5	1-2	1-3	0	1	2	8	3	6	0	2	3	25
00	Murcer, Jessi	5-9	2-4	3-4	1	0	1	2	15	1	1	0	1	20
22	Lampkin, Nydia	1-4	0-0	0-0	3	1	4	1	2	0	1	0	1	14
24	Odimgbo, Ijeoma	0-0	0-0	0-0	0	0	0	0	0	0	0	0	0	1
Team		28-61		10-23		13-26		14		25		39		17
Totals		28-61		10-23		13-26		14		25		39		17

1st FG %: 30.2 43.0% 2nd: 2-11 25.0% 3rd: 7-13 53.8% 4th: 9-16 56.3% Game: 28-61 46.0% Dea/Blk: 1-4 25.0% 3-5 62.5%
 3FG %: 3.8 50.0% 0-3 0.0% 1-4 25.0% 1-4 100.0% 10-21 47.6% Rebounds: 15-26 50.0% 6.1
 FT %: 0.1 0.0% 2-8 25.0% 4-8 50.0% 7-11 63.6% 13-26 50.0% 6.1

Auburn 95 • 6-1		Total		3-Ptr		Rebounds		PF		TP		A TO Bk Stl		Min
#	Player	FG	FGA	FT	FTA	Off	Def	PF	TP	A	TO	Bk	Stl	Min
20	Unique Thompson	4-7	0-0	6-8	5	12	17	14	3	3	0	1	3	30
00	Daisa Alexander	7-15	3-7	2-2	0	5	5	19	5	3	0	2	3	30
05	Emari Jones	6-11	4-9	0-0	0	3	2	16	1	2	0	2	3	35
23	Crystal Primm	6-11	0-0	2-3	2	1	3	14	1	2	1	3	2	26
33	Janiah McKay	9-11	0-0	0-0	1	0	1	4	6	1	1	0	1	29
01	Robyn Benton	5-7	4-5	0-0	0	0	1	14	0	0	0	2	15	25
02	Brooke Moore	2-5	2-5	0-0	1	0	1	6	1	1	0	0	1	11
04	Abigayle Jackson	0-1	0-0	0-0	1	3	4	2	0	0	0	0	0	9
10	Kiyae' White	1-2	0-0	0-0	1	0	1	2	0	0	0	0	3	24
24	Erin Howard	2-4	0-1	0-0	2	2	4	1	4	3	0	0	1	11
35	Natalie Kelly	0-0	0-0	0-0	0	0	0	0	0	0	0	0	0	1
Team		36-74		13-29		10-13		13		26		39		18
Totals		36-74		13-29		10-13		13		26		39		18

1st FG %: 31.9 38.9% 2nd: 10-19 52.6% 3rd: 8-20 40.0% 4th: 11-17 64.7% Game: 36-74 48.9% Dea/Blk: 1-4 25.0% 3-5 62.5%
 3FG %: 3.7 42.9% 2-7 28.6% 1-2 50.0% 1-2 100.0% 10-13 76.9% Rebounds: 15-26 50.0% 6.1

Officials: Jesse Dickerson, Amy Bonner, Brian Garland
 Technical Fouls: Oklahoma-None, Auburn-None
 Attendance: 1877
 2018 SEC/Big 12 Challenge

Score by periods	1st	2nd	3rd	4th	Total
Oklahoma	24	6	23	26	79
Auburn	17	27	19	32	95

Last FG - OU 4th-00:14, AU 4th-00:25, Largest lead - OU by 14:01:21, AU by 23:24:08-09, OU led for 10:00, AU led for 29:12, Game was tied for 00:13.

In Off 2nd Fast Points In Off 2nd Fast Points In Off 2nd Fast Bench
 40 20 17 11 16 26
 AU 40 20 17 11 16 26

Score tied - 1 time, Lead changed - 3 times.

Auburn let loose in the fourth, shooting 64.7 percent in the final 10 minutes to put the game away. The Tigers hit three straight 3-pointers in a stretch of less than three minutes, pushing the lead to 18 on Alexander's record-setting shot with 3:48 to play.

AUBURN-- Auburn hit 13 3-pointers to set a new school record Sunday afternoon as the Tigers defeated Oklahoma 95-79 at Auburn Arena in the SEC/Big 12 Challenge.

Led by a double-double from sophomore Unique Thompson, five players scored in double-figures for the Tigers (6-1), who snapped an eight-game losing streak against Big 12 opponents and earned their 11th straight home non-conference win.

The Tigers made 13 3-pointers on the night, breaking the previous record of 12 that was set Dec. 5, 2007 - nearly 11 years ago to the day - against Colgate. Daisa Alexander's third triple of the night with 3:48 to play gave the Tigers an 83-65 lead and set the new program mark.

Thompson finished with 17 points and 14 rebounds for her fifth double-double of the year. She now has 12 double-doubles for her career, tied for 12th in Auburn history. Alexander led the Auburn attack with 19 points and also had a game-high five assists along with five rebounds.

Emari Jones hit four of Auburn's 13 treys and finished with 16 points, and Crystal Primm and Robyn Benton added 14 points apiece; Primm had a team-leading three steals, and Benton also knocked down four 3-pointers.

Auburn got off to a slow start as the Sooners opened up with a flurry of 3-pointers, taking a 24-17 lead after one quarter. But the Tigers started the second period on an 11-0 run to take a lead they would never relinquish. Auburn shot 52.6 percent in the second quarter and held the Sooners to just 2-of-11 from the field, outscoring Oklahoma 27-6 in the period to take a 44-30 halftime lead.

The Tigers' lead ballooned to as much as 22 points early in the third quarter at 52-30, but the Sooners mounted a charge with a 19-2 run over the next five minutes to cut the deficit to as few as five points.

Auburn let loose in the fourth, shooting 64.7 percent in the final 10 minutes to put the game away. The Tigers hit three straight 3-pointers in a stretch of less than three minutes, pushing the lead to 18 on Alexander's record-setting shot with 3:48 to play.

PHILADELPHIA-- Janiah McKay scored a season-high 21 points, and the Auburn women's basketball team held off a furious late rally by St. Joseph's to pick up an 81-70 win on the road Thursday night.

At 7-1, the Tigers are off to their best start of the Terri Williams-Flournoy era and their best since the 2008-09 SEC Championship team won their first 20 games. But the victory was not without its tense moments as St. Joseph's (3-6) went on a tear in the second half to nearly erase a 15-point Auburn lead.

McKay's 21 points led all scorers and she was key in the fourth quarter when she scored nine points and hit 6-of-8 free throws in the closing minutes.

Auburn had five total players in double-figures for the second straight game. Daisa Alexander finished with 16 after an 11-point first quarter, Crystal Primm scored 14, Unique Thompson had 12 and Brooke Moore added a season-high 10. Thompson was Auburn's leading rebounder with six.

The Tigers led by as many as 15 in the third quarter at 49-34 but saw St. Joseph's go on a furious tear, hitting eight shots in a row and 12-of-14 over a stretch that spanned the third and fourth quarters, to cut the lead to just one at 65-64 with just over six minutes to play.

But Auburn would finally get some defensive stops and put some distance between themselves and the Hawks, going on a 9-0 run to take a 74-64 lead with 2:52 left. The run was punctuated by a steal and fast-break basket by redshirt freshman Kiyae' White, drawing a huge cheer from a group of friends and family from her nearby hometown of Macungie, Pa.

St. Joe's cut it to four points again at 74-70 after a pair of treys, but Auburn took care of business at the free-throw line in the final minute to put the game away.

AUBURN -- The Auburn women's basketball team forced a season-high 29 turnovers and turned in their best defensive performance of the season in a 73-46 win over Samford Sunday afternoon at Auburn Arena.

The Tigers (8-1) improved to 5-0 at home and won their 12th straight home non-conference game, and did so in convincing fashion despite shooting below 40 percent for the first time this season.

Senior Janiah McKay scored a game-high 20 points, her second straight game with at least 20 in the scoring column. She also had a team-leading four steals and four assists. Daisa Alexander added 16 points, and Robyn Benton scored 10 off the bench. Unique Thompson was Auburn's leading rebounder with six.

The Tigers shot 39.1 percent, their lowest of the season, but limited Samford (3-8) to a 37-percent day and fewer scoring opportunities. Auburn also took advantage of several opportunities at the free-throw line, hitting 17-of-20 (85%) on the day. Auburn turned those 29 Samford turnovers into 30 points. Samford's 46 points were also the fewest allowed by Auburn this season; the Tigers held the Bulldogs to single-digit scoring in each of the first three quarters before a 22-point outburst by Samford in the fourth.

Auburn jumped out to a 9-0 lead, and Samford would pull no closer the rest of the game. The Tigers led 20-8 after one period and 36-17 at halftime after holding the Bulldogs, who rely heavily on the 3-point shot, to just one trey in the first half.

The Tigers led by as many as 32 in the third quarter and took a 56-24 lead to the final period. Samford found its shooting touch in the final 10 minutes, hitting five 3-pointers to cut the final margin to 27.

Natalie Armstrong had a double-double for Samford with 10 points and 16 rebounds. Shaunta Battle was the Bulldogs' leading scorer with 11.

AUBURN -- The Auburn women's basketball team forced a season-high 29 turnovers and turned in their best defensive performance of the season in a 73-46 win over Samford Sunday afternoon at Auburn Arena.

The Tigers (8-1) improved to 5-0 at home and won their 12th straight home non-conference game, and did so in convincing fashion despite shooting below 40 percent for the first time this season.

Senior Janiah McKay scored a game-high 20 points, her second straight game with at least 20 in the scoring column. She also had a team-leading four steals and four assists. Daisa Alexander added 16 points, and Robyn Benton scored 10 off the bench. Unique Thompson was Auburn's leading rebounder with six.

The Tigers shot 39.1 percent, their lowest of the season, but limited Samford (3-8) to a 37-percent day and fewer scoring opportunities. Auburn also took advantage of several opportunities at the free-throw line, hitting 17-of-20 (85%) on the day. Auburn turned those 29 Samford turnovers into 30 points. Samford's 46 points were also the fewest allowed by Auburn this season; the Tigers held the Bulldogs to single-digit scoring in each of the first three quarters before a 22-point outburst by Samford in the fourth.

Auburn jumped out to a 9-0 lead, and Samford would pull no closer the rest of the game. The Tigers led 20-8 after one period and 36-17 at halftime after holding the Bulldogs, who rely heavily on the 3-point shot, to just one trey in the first half.

The Tigers led by as many as 32 in the third quarter and took a 56-24 lead to the final period. Samford found its shooting touch in the final 10 minutes, hitting five 3-pointers to cut the final margin to 27.

Natalie Armstrong had a double-double for Samford with 10 points and 16 rebounds. Shaunta Battle was the Bulldogs' leading scorer with 11.

PHILADELPHIA-- Janiah McKay scored a season-high 21 points, and the Auburn women's basketball team held off a furious late rally by St. Joseph's to pick up an 81-70 win on the road Thursday night.

At 7-1, the Tigers are off to their best start of the Terri Williams-Flournoy era and their best since the 2008-09 SEC Championship team won their first 20 games. But the victory was not without its tense moments as St. Joseph's (3-6) went on a tear in the second half to nearly erase a 15-point Auburn lead.

McKay's 21 points led all scorers and she was key in the fourth quarter when she scored nine points and hit 6-of-8 free throws in the closing minutes.

Auburn had five total players in double-figures for the second straight game. Daisa Alexander finished with 16 after an 11-point first quarter, Crystal Primm scored 14, Unique Thompson had 12 and Brooke Moore added a season-high 10. Thompson was Auburn's leading rebounder with six.

The Tigers led by as many as 15 in the third quarter at 49-34 but saw St. Joseph's go on a furious tear, hitting eight shots in a row and 12-of-14 over a stretch that spanned the third and fourth quarters, to cut the lead to just one at 65-64 with just over six minutes to play.

But Auburn would finally get some defensive stops and put some distance between themselves and the Hawks, going on a 9-0 run to take a 74-64 lead with 2:52 left. The run was punctuated by a steal and fast-break basket by redshirt freshman Kiyae' White, drawing a huge cheer from a group of friends and family from her nearby hometown of Macungie, Pa.

St. Joe's cut it to four points again at 74-70 after a pair of treys, but Auburn took care of business at the free-throw line in the final minute to put the game away.

AUBURN -- The Auburn women's basketball team forced a season-high 29 turnovers and turned in their best defensive performance of the season in a 73-46 win over Samford Sunday afternoon at Auburn Arena.

The Tigers (8-1) improved to 5-0 at home and won their 12th straight home non-conference game, and did so in convincing fashion despite shooting below 40 percent for the first time this season.

Senior Janiah McKay scored a game-high 20 points, her second straight game with at least 20 in the scoring column. She also had a team-leading four steals and four assists. Daisa Alexander added 16 points, and Robyn Benton scored 10 off the bench. Unique Thompson was Auburn's leading rebounder with six.

The Tigers shot 39.1 percent, their lowest of the season, but limited Samford (3-8) to a 37-percent day and fewer scoring opportunities. Auburn also took advantage of several opportunities at the free-throw line, hitting 17-of-20 (85%) on the day. Auburn turned those 29 Samford turnovers into 30 points. Samford's 46 points were also the fewest allowed by Auburn this season; the Tigers held the Bulldogs to single-digit scoring in each of the first three quarters before a 22-point outburst by Samford in the fourth.

Auburn jumped out to a 9-0 lead, and Samford would pull no closer the rest of the game. The Tigers led 20-8 after one period and 36-17 at halftime after holding the Bulldogs, who rely heavily on the 3-point shot, to just one trey in the first half.

The Tigers led by as many as 32 in the third quarter and took a 56-24 lead to the final period. Samford found its shooting touch in the final 10 minutes, hitting five 3-pointers to cut the final margin to 27.

Natalie Armstrong had a double-double for Samford with 10 points and 16 rebounds. Shaunta Battle was the Bulldogs' leading scorer with 11.

Game 8: Dec. 6, 2018

Auburn 81, St. Joseph's 70

Hagan Arena

Philadelphia, Pa.

Official Basketball Box Score -- Game Totals -- Final Statistics
 Auburn vs Saint Joseph's
 12/06/18 7:00 pm at Hagan Arena -- Philadelphia, Pa.

Auburn 81 • 7-1		Total		3-Ptr		Rebounds		PF		TP		A TO Bk Stl		Min
#	Player	FG	FGA	FT	FTA	Off	Def	PF	TP	A	TO	Bk	Stl	Min
20	Unique Thompson	5-10	0-0	2-4	2	4	6	2	12	4	2	0	2	34
00	Daisa Alexander	5-10	3-5	3-4	0	2	2	16	2	1	0	1	34	
05	Emari Jones	2-4	0-0	1-1	1	2	3	0	4	1	0	0	3	27
23	Crystal Primm	5-6	0-0	4-4	1	3	4	0	14	2	2	0	1	27
33	Janiah McKay	9-10	0-2	9-10	0	1	1	21	4	4	0	4	2	28
01	Robyn Benton	0-0	0-0	0-0	1	0	1	0	0	0	0	0	0	6
02	Brooke Moore	4-9	2-5	0-0	0	2	0	10	0	0	0	0	1	12
04	Abigayle Jackson	0-1	0-0	0-0	1	2	2	0	0	0	0	0	0	5
10	Kiyae' White	2-3	0-0	0-0	2	2	4	2	4	0	0	0	1	10
24	Erin Howard	0-1	0-0	0-0	0	0	0	1	0	1	0	0	1	10
35	Natalie Kelly	0-0	0-0	0-0	0	0	0	0	0	0	0	0	0	1
Team		29-54		5-12		18-23		9		21		30		9
Totals		29-54		5-12		18-23		9		21		30		9

1st FG %: 33.7 76.5% 2nd: 4-15 26.7% 3rd: 6-11 54.5% 4th: 6-11 54.5% Game: 29-54 53.7% Dea/Blk: 1-4 25.0% 3-5 62.5%
 3FG %: 0.0 100.0% 1-4 25.0% 1-4 100.0% 10-12 83.3% Rebounds: 18-23 78.3% 4

Saint Joseph's 70 • 3-6		Total		3-Ptr		Rebounds		PF		TP		A TO Bk Stl		Min
#	Player	FG	FGA	FT	FTA	Off	Def	PF	TP	A	TO	Bk	Stl	Min
33	Katie Mayock	4-7	0-0	0-0	5	4	9	1	8	2	1	1	1	30
35	Michala Clay	2-5	0-0	0-0	1	0	1	0	4	3	1	0	0	9
00	Kristalyn Baisden	9-15	3-5	0-0	0	0	4	9	3	0	0	0	2	23
12	Alyssa Monaghan	6-14	6-14	0-0	1	0	1	3	18	3	0	0	3	39
14	Katie Jekot	3-8	3-7	0-0	1	3	4	2	9	1	2	0	1	22
01	Whisper Fisher	4-4	0-0	3-4	3	2	5	1	11	1	1	0	1	19
02	Lula Roig	3-5												

2018-19 Auburn Women's Basketball
Auburn Combined Team Statistics (as of Dec 16, 2018)
All games

RECORD:	OVERALL	HOME	AWAY	NEUTRAL
ALL GAMES	8-1	5-0	3-1	0-0
CONFERENCE	0-0	0-0	0-0	0-0
NON-CONFERENCE	8-1	5-0	3-1	0-0

##	Player	gp-gs	min	avg	Total		3-Point		F-Throw		Rebounds				pf	dq	a	to	blk	stl	pts	avg
					fg-fga	fg%	3fg-fga	3fg%	ft-fa	ft%	off	def	tot	avg								
33	Janiah McKay	9-9	279	31.0	45-96	.469	8-21	.381	34-41	.829	4	19	23	2.6	21	0	48	25	2	24	132	14.7
20	Unique Thompson	9-9	263	29.2	46-85	.541	0-0	.000	28-45	.622	29	77	106	11.8	20	0	11	22	10	20	120	13.3
00	Daisa Alexander	9-9	257	28.6	45-102	.441	14-39	.359	14-18	.778	11	27	38	4.2	16	0	27	20	0	19	118	13.1
05	Emari Jones	9-9	285	31.7	36-88	.409	20-52	.385	8-10	.800	16	30	46	5.1	19	0	17	23	2	11	100	11.1
23	Crystal Primm	9-9	234	26.0	34-65	.523	0-4	.000	22-27	.815	13	15	28	3.1	23	1	12	21	3	15	90	10.0
01	Robyn Benton	9-0	167	18.6	28-59	.475	14-31	.452	4-8	.500	7	7	14	1.6	11	0	8	6	2	12	74	8.2
02	Brooke Moore	3-0	36	12.0	7-23	.304	5-16	.313	0-0	.000	1	3	4	1.3	1	0	2	1	0	0	19	6.3
04	Abigail Jackson	9-0	79	8.8	11-20	.550	1-3	.333	2-2	1.000	10	14	24	2.7	15	0	4	4	6	2	25	2.8
24	Erin Howard	8-0	102	12.8	7-25	.280	3-16	.188	2-2	1.000	4	6	10	1.3	10	0	8	5	4	5	19	2.4
10	Kiyae' White	9-0	72	8.0	7-18	.389	0-0	.000	2-3	.667	10	7	17	1.9	8	0	6	4	0	1	16	1.8
35	Natalie Kelly	6-0	26	4.3	1-4	.250	0-0	.000	2-6	.333	3	2	5	0.8	2	0	0	5	1	1	4	0.7
Team											12	24	36				1					
Total.....		9	1800		267-585	.456	65-182	.357	118-162	.728	120	231	351	39.0	146	1	143	137	30	110	717	79.7
Opponents.....		9	1800		196-518	.378	76-223	.341	94-139	.676	107	203	310	34.4	151	-	126	190	12	78	562	62.4

TEAM STATISTICS	AU	OPP	Date	Opponent	Score	Att.
SCORING	717	562	11/06/18	GRAMBLING STATE	w 97-48	1657
Points per game	79.7	62.4	^ 11/09/18	NICHOLLS	w 80-59	2316
Scoring margin	+17.2	-	^ 11/11/18	at New Mexico	w 79-76	4419
FIELD GOALS-ATT	267-585	196-518	^ 11/13/18	at Iowa State	L 64-67	9274
Field goal pct	.456	.378	11/25/18	LOUISIANA	w 71-59	1488
3 POINT FG-ATT	65-182	76-223	11/28/18	at Xavier (N.O.)	w 77-58	201
3-point FG pct	.357	.341	12/02/18	OKLAHOMA	w 95-79	1877
3-pt FG made per game	7.2	8.4	12/06/18	at Saint Joseph's	w 81-70	443
FREE THROWS-ATT	118-162	94-139	12/16/18	SAMFORD	w 73-46	1675
Free throw pct	.728	.676				
F-Throws made per game	13.1	10.4				
REBOUNDS	351	310				
Rebounds per game	39.0	34.4				
Rebounding margin	+4.6	-				
ASSISTS	143	126				
Assists per game	15.9	14.0				
TURNOVERS	137	190				
Turnovers per game	15.2	21.1				
Turnover margin	+5.9	-				
Assist/turnover ratio	1.0	0.7				
STEALS	110	78				
Steals per game	12.2	8.7				
BLOCKS	30	12				
Blocks per game	3.3	1.3				
ATTENDANCE	9013	14337				
Home games-Avg/Game	5-1803	4-3584				
Neutral site-Avg/Game	-	0-0				

* = Conference game

^ = Preseason WNIT

Score by Periods	1st	2nd	3rd	4th	Totals
Auburn	190	160	169	198	717
Opponents	131	110	155	166	562



Daisa Alexander
Junior • G • 5-8
Decatur, Ga.
Southwest DeKalb HS



Robyn Benton
Freshman • G • 5-9
Conyers, Ga.
Greater Atlanta Christian School



Brooke Moore
Freshman • G • 5-7
McDonough, Ga.
Henry County HS



Erica Sanders
Senior • G • 5-10
San Antonio, Texas
Johnson HS




Abigayle Jackson
Sophomore • F • 6-3
Little Rock, Ark.
Little Rock Central HS



Emari Jones
Senior • G • 6-2
Chicago, Ill.
Shawnee CC



Kiyae' White
RS Freshman • F • 6-2
Macungie, Pa.
Emmaus HS



Unique Thompson
Sophomore • F • 6-3
Theodore, Ala.
Faith Academy



Crystal Primm
RS Junior • G • 5-11
West Palm Beach, Fla.
Duke



Erin Howard
Freshman • F/G • 6-1
Madison, Wis.
Madison East HS



Janiah McKay
Senior • G • 5-6
Gainesville, Fla.
Gainesville HS




Natalie Kelly
Freshman • F • 6-3
Albany, La.
Albany HS



Terri Williams-FLOURNOY
Head Coach
Penn State (1991)
Seventh Season



Ty Evans
Associate Head Coach
Wisconsin-Whitewater (1995)
Seventh Season



Adrian Walters
Assistant Coach
St. Francis (Pa.) (1987)
Seventh Season



Clarisse Garcia
Assistant Coach
Villanova (2007)
Third Season