



2018-19 AUBURN MEN'S BASKETBALL

SCHEDULE/RESULTS

DATE	OPPONENT	TIME/RESULT
Nov. 2	Lincoln Memorial (Exh.)	W, 76-62
Nov. 6	South Alabama (SECN)	W, 101-58
Nov. 9	#25 Washington (SECN)	8:30 pm
Nov. 14	Mississippi College (SEC+)	7:00 pm
Nov. 19	! vs. Xavier (ESPN2)	1:30 pm
Nov. 20	! vs. Duke/SDSU (ESPN/2)	TBD
Nov. 21	! vs. TBD (ESPN/2/U)	TBD
Nov. 28	Saint Peter's (SEC+)	7:00 pm
Dec. 4	UNC Asheville (SECN)	7:00 pm
Dec. 8	Dayton (SECN)	7:30 pm
Dec. 15	@ vs. UAB (CBSSN)	6:30 pm
Dec. 19	at NC State (ESPN2)	6:00 pm
Dec. 22	Murray State (SECN)	3:30 pm
Dec. 29	North Florida (SEC+)	4:00 pm
Jan. 9	* at Ole Miss (ESPN2/U)	6:00 pm
Jan. 12	* Georgia (ESPN/2/U)	3:00 pm
Jan. 16	* at Texas A&M (ESPN2/U)	6:00 pm
Jan. 19	* Kentucky (ESPN/2)	3/5:00 pm
Jan. 22	* at South Carolina (SECN)	5:30 pm
Jan. 26	* at Mississippi State (SECN)	7:30 pm
Jan. 30	* Missouri (SECN)	7:30 pm
Feb. 2	* Alabama (ESPN/2/U)	7:00 pm
Feb. 5	* Florida (ESPN/2/U)	8:00 pm
Feb. 9	* at LSU (ESPN/2/U)	1:00 pm
Feb. 13	* Ole Miss (SECN)	7:30 pm
Feb. 16	* at Vanderbilt (ESPN/2/U)	11:00 am
Feb. 20	* Arkansas (SECN)	7:30 pm
Feb. 23	* at Kentucky (CBS)	12:30 pm
Feb. 27	* at Georgia (ESPN2/U)	8:00 pm
Mar. 2	* Mississippi State (ESPN/2/U)	3:00 pm
Mar. 5	* at Alabama (ESPN/2/U/SECN)	8:00 pm
Mar. 8	* Tennessee (ESPN/2)	11:00 am

All times Central // ! - Maui Invitational (Maui, Hawaii)

@ - Mike Slive Invitational (Birmingham, Ala./Legacy Arena)

MATCHUP



#11/12 Auburn Tigers (1-0, 0-0 SEC)

Head Coach: Bruce Pearl, 24th season (533-207), 5th season at AU (71-62)



#25/24 Washington Huskies (1-0, 0-0 Pac-12)

Head Coach: Mike Hopkins, 2nd season (22-13), 2nd season at UW (22-13)

Date / Time _____ Nov. 9, 2018 / 8:30 pm CT
 Site / Venue _____ Auburn, Ala. / Auburn Arena (9,121)
 TV _____ SEC Network
 Pxp _____ Richard Cross
 Analyst _____ Daymeon Fishback
 Radio _____ AU Sports Network
 Pxp _____ Rod Bramblett
 Analyst _____ Sonny Smith

Series History

Overall	First Meeting
In Auburn	First Meeting
In Seattle	-
Neutral Site	-
Last Meeting	First Meeting
Streak	First Meeting

» Auburn enters the season ranked No. 11 in the country in the preseason AP poll. It is the highest the Tigers have been ranked to open a season since 1999. Auburn is ranked in the preseason AP Poll for the fifth time in program history. The Tigers opened the 1999-2000 season at No. 4. Before that, Auburn began the 1985-86 and 1986-87 seasons at No. 10 and No. 12, respectively. The Tigers were first ranked in the annual preseason poll prior to the 1975-76 campaign when they were No. 20.

» Auburn returns three starters from a 26-win team a season ago, highlighted by All-SEC guards Bryce Brown and Jared Harper. Forward Anfernee McLemore returns to the floor after recovering from a season-ending injury in the final weeks of the regular season.

» Friday night's tilt will be the second time in Auburn history that there will be a non-conference matchup between two ranked teams in Auburn. The previous time was when No. 18 Auburn squared off with No. 3 UNLV on Feb. 1, 1987.

» The duel will be the sixth time ever Auburn has hosted a ranked non-conference opponent and the first since 2006, when it welcomed No. 13 Texas A&M (Dec. 22, 2016) and No. 2 Pittsburgh (Dec. 3, 2006).

» The Tigers have won two of their last three battles against ranked foes. Last season, Auburn defeated No. 23 Tennessee on the road to open SEC play before taking down No. 22 Arkansas at home.

» After being one of the youngest teams in the NCAA last year with one senior, Auburn boasts 13 upperclassmen and has 4,182 career points - eighth-highest in the country.

PROBABLE AUBURN STARTERS (*2016-17 STATS)

Pos.	No.	Name	Ht.	Wt.	Cl.	Hometown (Last School)	PPG	RPG	APG	Blocks	Steals	FT%
G	1	Jared Harper	5-11	175	Jr.	Mableton, Ga. (Pebblebrook HS)	20.0	5.0	13.0	0	2	.000
G	2	Bryce Brown	6-3	198	Sr.	Stone Mountain, Ga. (Tucker HS)	12.0	3.0	1.0	1	0	.000
F	5	Chuma Okeke	6-8	230	So.	Atlanta, Ga. (Westlake HS)	20.0	9.0	5.0	3	3	1.000
G	10	Samir Doughty	6-4	195	Jr.	Philadelphia, Pa. (VCU)	14.0	1.0	1.0	0	0	1.000
F	24	Anfernee McLemore	6-7	220	Jr.	Warwick, Ga. (Worth County)	11.0	8.0	1.0	3	0	.333
F	0	Horace Spencer	6-8	225	Sr.	Philadelphia, Pa. (Findlay Prep)	2.0	5.0	1.0	0	1	.000
G/F	4	Malik Dunbar	6-6	230	Sr.	North Augusta, S.C. (Col. of Central Florida)	16.0	5.0	0.0	1	0	.000
G	12	J'Von McCormick	6-0	175	Jr.	New Orleans, La. (Lee College)	5.0	2.0	2.0	0	2	.000
C	50	Austin Wiley	6-11	260	Jr.	Hoover, Ala. (Calusa Prep)	8.8*	4.7*	0.2*	31*	5*	.491*

PROBABLE WASHINGTON STARTERS

Pos.	No.	Name	Ht.	Wt.	Cl.	Hometown (Last School)	PPG	RPG	APG	Blocks	Steals	FT%
G	1	David Crisp	6-0	185	Sr.	Tacoma, Wash. (Brewster Academy (N.H.))	13.0	3.0	7.0	0	2	.750
F	4	Matisse Thybulle	6-5	205	Sr.	Issaquah, Wash. (Eastside Catholic HS)	9.0	6.0	0.0	6	1	1.000
G	5	Jaylen Nowell	6-4	200	So.	Seattle, Wash. (Garfield HS)	17.0	3.0	3.0	0	1	1.000
F	15	Noah Dickerson	6-8	245	Sr.	Atlanta, Ga. (Montverde Academy (Fla.))	18.0	6.0	0.0	2	0	.750
F	33	Sam Timmins	6-11	265	Jr.	Dunedin, New Zealand (Otago Boys HS)	4.0	6.0	0.0	0	1	.000
F	11	Nahziah Carter	6-6	205	So.	Rochester, N.Y. (Bishop Kearney HS)	4.0	1.0	0.0	0	0	.000
F	13	Hameir Wright	6-9	215	So.	Albany, N.Y. (Albany Academy)	2.0	3.0	1.0	1	0	.000
C	14	Bryan Penn-Johnson	7-0	245	Fr.	Long Beach, Calif. (Wasatch Academy (Utah))	0.0	1.0	0.0	0	0	.000
F	22	Dominic Green	6-6	200	Sr.	Renton, Wash. (Hazen HS)	6.0	4.0	0.0	0	1	.750

MEDIA SPOT CHART

(probable starters in orange)

	0	HORACE SPENCER SR » F » 6-8 » 225 » Philadelphia, Pa. » Findlay Prep • 46% FG, 5.2 reb, 20 total blk as a starter last season (12 games) • 5th on career blocks list with 135; 5th has 141 blk (Chris Morris) • LAST GAME: 2 pts, 5 reb, 1 ast, 1 stl in 18 min vs. South Alabama	<table border="1"> <thead> <tr> <th></th> <th>GP-GS</th> <th>PPG</th> <th>RPG</th> <th>BPG</th> <th>FG%</th> <th>FT%</th> </tr> </thead> <tbody> <tr> <td>2018-19</td> <td>1-0</td> <td>2.0</td> <td>5.0</td> <td>0.0</td> <td>.333</td> <td>.000</td> </tr> <tr> <td>Career</td> <td>85-43</td> <td>4.9</td> <td>4.6</td> <td>1.6</td> <td>.482</td> <td>.565</td> </tr> </tbody> </table>		GP-GS	PPG	RPG	BPG	FG%	FT%	2018-19	1-0	2.0	5.0	0.0	.333	.000	Career	85-43	4.9	4.6	1.6	.482	.565	<table border="1"> <thead> <tr> <th>Career-Highs</th> </tr> </thead> <tbody> <tr> <td>Pts _____</td> </tr> <tr> <td>Reb _____</td> </tr> <tr> <td>Ast _____</td> </tr> <tr> <td>Blk _____</td> </tr> <tr> <td>Min _____</td> </tr> </tbody> </table>	Career-Highs	Pts _____	Reb _____	Ast _____	Blk _____	Min _____
	GP-GS	PPG	RPG	BPG	FG%	FT%																									
2018-19	1-0	2.0	5.0	0.0	.333	.000																									
Career	85-43	4.9	4.6	1.6	.482	.565																									
Career-Highs																															
Pts _____																															
Reb _____																															
Ast _____																															
Blk _____																															
Min _____																															
	1	JARED HARPER JR » G » 5-11 » 175 » Mableton, Ga. » Pebblebrook HS • Leads the country with 13.0 assists per game • In last 5 home games, 18.0 ppg, 8.4 apg • LAST GAME: 20 pts, 13 ast, 5 reb in 30 min vs. South Alabama	<table border="1"> <thead> <tr> <th></th> <th>GP-GS</th> <th>PPG</th> <th>RPG</th> <th>APG</th> <th>FG%</th> <th>FT%</th> </tr> </thead> <tbody> <tr> <td>2018-19</td> <td>1-1</td> <td>20.0</td> <td>5.0</td> <td>13.0</td> <td>.538</td> <td>.000</td> </tr> <tr> <td>Career</td> <td>67-65</td> <td>12.4</td> <td>2.2</td> <td>4.4</td> <td>.376</td> <td>.773</td> </tr> </tbody> </table>		GP-GS	PPG	RPG	APG	FG%	FT%	2018-19	1-1	20.0	5.0	13.0	.538	.000	Career	67-65	12.4	2.2	4.4	.376	.773	<table border="1"> <thead> <tr> <th>Career-Highs</th> </tr> </thead> <tbody> <tr> <td>Pts _____</td> </tr> <tr> <td>Reb _____</td> </tr> <tr> <td>Ast _____</td> </tr> <tr> <td>Stl _____</td> </tr> <tr> <td>Min _____</td> </tr> </tbody> </table>	Career-Highs	Pts _____	Reb _____	Ast _____	Stl _____	Min _____
	GP-GS	PPG	RPG	APG	FG%	FT%																									
2018-19	1-1	20.0	5.0	13.0	.538	.000																									
Career	67-65	12.4	2.2	4.4	.376	.773																									
Career-Highs																															
Pts _____																															
Reb _____																															
Ast _____																															
Stl _____																															
Min _____																															
	2	BRYCE BROWN SR » G » 6-3 » 198 » Stone Mountain, Ga. » Tucker HS • 245 career 3s - needs 18 to break Wesley Person's record of 262 • Scored in double figures in last 4 home games (19.3 ppg) • LAST GAME: 12 pts, 3 reb, 4-9 3-pt in 27 min vs. South Alabama	<table border="1"> <thead> <tr> <th></th> <th>GP-GS</th> <th>PPG</th> <th>RPG</th> <th>APG</th> <th>FG%</th> <th>FT%</th> </tr> </thead> <tbody> <tr> <td>2018-19</td> <td>1-1</td> <td>12.0</td> <td>3.0</td> <td>1.0</td> <td>.333</td> <td>.000</td> </tr> <tr> <td>Career</td> <td>92-58</td> <td>11.4</td> <td>1.9</td> <td>1.2</td> <td>.373</td> <td>.767</td> </tr> </tbody> </table>		GP-GS	PPG	RPG	APG	FG%	FT%	2018-19	1-1	12.0	3.0	1.0	.333	.000	Career	92-58	11.4	1.9	1.2	.373	.767	<table border="1"> <thead> <tr> <th>Career-Highs</th> </tr> </thead> <tbody> <tr> <td>Pts _____</td> </tr> <tr> <td>Reb _____</td> </tr> <tr> <td>Ast _____</td> </tr> <tr> <td>Stl _____</td> </tr> <tr> <td>Min _____</td> </tr> </tbody> </table>	Career-Highs	Pts _____	Reb _____	Ast _____	Stl _____	Min _____
	GP-GS	PPG	RPG	APG	FG%	FT%																									
2018-19	1-1	12.0	3.0	1.0	.333	.000																									
Career	92-58	11.4	1.9	1.2	.373	.767																									
Career-Highs																															
Pts _____																															
Reb _____																															
Ast _____																															
Stl _____																															
Min _____																															
	3	DANJEL PURIFOY JR » F » 6-7 » 230 » Centreville, Ala. » Hargrave Military Academy • Has not played this season • Led team with 88% shooting from the foul line in 2016-17 • LAST GAME: DNP vs. South Alabama	<table border="1"> <thead> <tr> <th></th> <th>GP-GS</th> <th>PPG</th> <th>RPG</th> <th>APG</th> <th>FG%</th> <th>FT%</th> </tr> </thead> <tbody> <tr> <td>2018-19</td> <td>-</td> <td>-</td> <td>-</td> <td>-</td> <td>-</td> <td>-</td> </tr> <tr> <td>Career</td> <td>29-25</td> <td>11.5</td> <td>4.7</td> <td>1.8</td> <td>.398</td> <td>.879</td> </tr> </tbody> </table>		GP-GS	PPG	RPG	APG	FG%	FT%	2018-19	-	-	-	-	-	-	Career	29-25	11.5	4.7	1.8	.398	.879	<table border="1"> <thead> <tr> <th>Career-Highs</th> </tr> </thead> <tbody> <tr> <td>Pts _____</td> </tr> <tr> <td>Reb _____</td> </tr> <tr> <td>Ast _____</td> </tr> <tr> <td>Stl _____</td> </tr> <tr> <td>Min _____</td> </tr> </tbody> </table>	Career-Highs	Pts _____	Reb _____	Ast _____	Stl _____	Min _____
	GP-GS	PPG	RPG	APG	FG%	FT%																									
2018-19	-	-	-	-	-	-																									
Career	29-25	11.5	4.7	1.8	.398	.879																									
Career-Highs																															
Pts _____																															
Reb _____																															
Ast _____																															
Stl _____																															
Min _____																															
	4	MALIK DUNBAR SR » G/F » 6-6 » 230 » North Augusta, S.C. » Col. of Central Florida • Career-high 16 pts on 7 of 11 from floor vs. South Alabama • Team is 4-0 when he scores in double figures in his career • LAST GAME: 16 pts, 5 reb, 7-11 FG in 23 min vs. South Alabama	<table border="1"> <thead> <tr> <th></th> <th>GP-GS</th> <th>PPG</th> <th>RPG</th> <th>BPG</th> <th>FG%</th> <th>FT%</th> </tr> </thead> <tbody> <tr> <td>2018-19</td> <td>1-0</td> <td>16.0</td> <td>5.0</td> <td>1.0</td> <td>.636</td> <td>.000</td> </tr> <tr> <td>Career</td> <td>35-3</td> <td>5.7</td> <td>2.5</td> <td>0.3</td> <td>.433</td> <td>.581</td> </tr> </tbody> </table>		GP-GS	PPG	RPG	BPG	FG%	FT%	2018-19	1-0	16.0	5.0	1.0	.636	.000	Career	35-3	5.7	2.5	0.3	.433	.581	<table border="1"> <thead> <tr> <th>Career-Highs</th> </tr> </thead> <tbody> <tr> <td>Pts _____</td> </tr> <tr> <td>Reb _____</td> </tr> <tr> <td>Ast _____</td> </tr> <tr> <td>Blk _____</td> </tr> <tr> <td>Min _____</td> </tr> </tbody> </table>	Career-Highs	Pts _____	Reb _____	Ast _____	Blk _____	Min _____
	GP-GS	PPG	RPG	BPG	FG%	FT%																									
2018-19	1-0	16.0	5.0	1.0	.636	.000																									
Career	35-3	5.7	2.5	0.3	.433	.581																									
Career-Highs																															
Pts _____																															
Reb _____																															
Ast _____																															
Blk _____																															
Min _____																															
	5	CHUMA OKEKE SO » F » 6-8 » 230 » Atlanta, Ga. » Westlake HS • Career-high 20 pts, 5 ast, 3 blk vs. South Alabama • Team is 3-0 when he makes 3+ 3s in a game in his career • LAST GAME: 20 pts, 9 reb, 5 ast, 3 blk in 30 min vs. South Alabama	<table border="1"> <thead> <tr> <th></th> <th>GP-GS</th> <th>PPG</th> <th>RPG</th> <th>APG</th> <th>FG%</th> <th>FT%</th> </tr> </thead> <tbody> <tr> <td>2018-19</td> <td>1-1</td> <td>20.0</td> <td>9.0</td> <td>5.0</td> <td>.636</td> <td>1.000</td> </tr> <tr> <td>Career</td> <td>35-1</td> <td>7.9</td> <td>5.9</td> <td>1.2</td> <td>.467</td> <td>.690</td> </tr> </tbody> </table>		GP-GS	PPG	RPG	APG	FG%	FT%	2018-19	1-1	20.0	9.0	5.0	.636	1.000	Career	35-1	7.9	5.9	1.2	.467	.690	<table border="1"> <thead> <tr> <th>Career-Highs</th> </tr> </thead> <tbody> <tr> <td>Pts _____</td> </tr> <tr> <td>Reb _____</td> </tr> <tr> <td>Ast _____</td> </tr> <tr> <td>Blk _____</td> </tr> <tr> <td>Min _____</td> </tr> </tbody> </table>	Career-Highs	Pts _____	Reb _____	Ast _____	Blk _____	Min _____
	GP-GS	PPG	RPG	APG	FG%	FT%																									
2018-19	1-1	20.0	9.0	5.0	.636	1.000																									
Career	35-1	7.9	5.9	1.2	.467	.690																									
Career-Highs																															
Pts _____																															
Reb _____																															
Ast _____																															
Blk _____																															
Min _____																															
	10	SAMIR DOUGHTY JR » G » 6-4 » 195 » Philadelphia, Pa. » VCU • Made first appearance in Auburn uniform vs. South Alabama • Known for ability to get others involved and create shots • LAST GAME: 14 pts, 5-7 FG, 2-3 3-pt in 19 min vs. South Alabama	<table border="1"> <thead> <tr> <th></th> <th>GP-GS</th> <th>PPG</th> <th>RPG</th> <th>APG</th> <th>FG%</th> <th>FT%</th> </tr> </thead> <tbody> <tr> <td>2018-19</td> <td>1-1</td> <td>14.0</td> <td>1.0</td> <td>1.0</td> <td>.714</td> <td>1.000</td> </tr> <tr> <td>Career</td> <td>36-16</td> <td>9.1</td> <td>3.6</td> <td>2.1</td> <td>.417</td> <td>.770</td> </tr> </tbody> </table>		GP-GS	PPG	RPG	APG	FG%	FT%	2018-19	1-1	14.0	1.0	1.0	.714	1.000	Career	36-16	9.1	3.6	2.1	.417	.770	<table border="1"> <thead> <tr> <th>Career-Highs</th> </tr> </thead> <tbody> <tr> <td>Pts _____</td> </tr> <tr> <td>Reb _____</td> </tr> <tr> <td>Ast _____</td> </tr> <tr> <td>Stl _____</td> </tr> <tr> <td>Min _____</td> </tr> </tbody> </table>	Career-Highs	Pts _____	Reb _____	Ast _____	Stl _____	Min _____
	GP-GS	PPG	RPG	APG	FG%	FT%																									
2018-19	1-1	14.0	1.0	1.0	.714	1.000																									
Career	36-16	9.1	3.6	2.1	.417	.770																									
Career-Highs																															
Pts _____																															
Reb _____																															
Ast _____																															
Stl _____																															
Min _____																															
	12	J'VON MCCORMICK JR » G » 6-0 » 175 » New Orleans, La. » Lee College • Made first appearance in Auburn uniform vs. South Alabama • Known as quick floor general with ability to take it to the rack • LAST GAME: 5 pts, 2 ast, 2 reb, 2 stl in 17 min vs. South Alabama	<table border="1"> <thead> <tr> <th></th> <th>GP-GS</th> <th>PPG</th> <th>RPG</th> <th>APG</th> <th>FG%</th> <th>FT%</th> </tr> </thead> <tbody> <tr> <td>2018-19</td> <td>1-0</td> <td>5.0</td> <td>2.0</td> <td>2.0</td> <td>.400</td> <td>.000</td> </tr> <tr> <td>Career</td> <td>1-0</td> <td>5.0</td> <td>2.0</td> <td>2.0</td> <td>.400</td> <td>.000</td> </tr> </tbody> </table>		GP-GS	PPG	RPG	APG	FG%	FT%	2018-19	1-0	5.0	2.0	2.0	.400	.000	Career	1-0	5.0	2.0	2.0	.400	.000	<table border="1"> <thead> <tr> <th>Career-Highs</th> </tr> </thead> <tbody> <tr> <td>Pts _____</td> </tr> <tr> <td>Reb _____</td> </tr> <tr> <td>Ast _____</td> </tr> <tr> <td>Stl _____</td> </tr> <tr> <td>Min _____</td> </tr> </tbody> </table>	Career-Highs	Pts _____	Reb _____	Ast _____	Stl _____	Min _____
	GP-GS	PPG	RPG	APG	FG%	FT%																									
2018-19	1-0	5.0	2.0	2.0	.400	.000																									
Career	1-0	5.0	2.0	2.0	.400	.000																									
Career-Highs																															
Pts _____																															
Reb _____																															
Ast _____																															
Stl _____																															
Min _____																															
	20	MYLES PARKER FR » F » 6-8 » 200 » Madison, Ala. » Madison Academy • Made first appearance in Auburn uniform vs. South Alabama • Lengthy forward with potential to contribute early in career • LAST GAME: 1 pt in 4 min vs. South Alabama	<table border="1"> <thead> <tr> <th></th> <th>GP-GS</th> <th>PPG</th> <th>RPG</th> <th>APG</th> <th>FG%</th> <th>FT%</th> </tr> </thead> <tbody> <tr> <td>2018-19</td> <td>1-0</td> <td>1.0</td> <td>0.0</td> <td>0.0</td> <td>.000</td> <td>.500</td> </tr> <tr> <td>Career</td> <td>1-0</td> <td>1.0</td> <td>0.0</td> <td>0.0</td> <td>.000</td> <td>.500</td> </tr> </tbody> </table>		GP-GS	PPG	RPG	APG	FG%	FT%	2018-19	1-0	1.0	0.0	0.0	.000	.500	Career	1-0	1.0	0.0	0.0	.000	.500	<table border="1"> <thead> <tr> <th>Career-Highs</th> </tr> </thead> <tbody> <tr> <td>Pts _____</td> </tr> <tr> <td>Reb _____</td> </tr> <tr> <td>Ast _____</td> </tr> <tr> <td>Blk _____</td> </tr> <tr> <td>Min _____</td> </tr> </tbody> </table>	Career-Highs	Pts _____	Reb _____	Ast _____	Blk _____	Min _____
	GP-GS	PPG	RPG	APG	FG%	FT%																									
2018-19	1-0	1.0	0.0	0.0	.000	.500																									
Career	1-0	1.0	0.0	0.0	.000	.500																									
Career-Highs																															
Pts _____																															
Reb _____																															
Ast _____																															
Blk _____																															
Min _____																															
	22	WILL MACOY JR » G » 6-4 » 200 » Birmingham, Ala. » Vestavia Hills HS • Walk-on with loads of athleticism, primarily practice squad player • Played in 15 career games • LAST GAME: 2 min vs. South Alabama	<table border="1"> <thead> <tr> <th></th> <th>GP-GS</th> <th>PPG</th> <th>RPG</th> <th>APG</th> <th>FG%</th> <th>FT%</th> </tr> </thead> <tbody> <tr> <td>2018-19</td> <td>1-0</td> <td>0.0</td> <td>0.0</td> <td>0.0</td> <td>.000</td> <td>.500</td> </tr> <tr> <td>Career</td> <td>15-0</td> <td>0.7</td> <td>0.3</td> <td>0.0</td> <td>.273</td> <td>.500</td> </tr> </tbody> </table>		GP-GS	PPG	RPG	APG	FG%	FT%	2018-19	1-0	0.0	0.0	0.0	.000	.500	Career	15-0	0.7	0.3	0.0	.273	.500	<table border="1"> <thead> <tr> <th>Career-Highs</th> </tr> </thead> <tbody> <tr> <td>Pts _____</td> </tr> <tr> <td>Reb _____</td> </tr> <tr> <td>Ast _____</td> </tr> <tr> <td>Stl _____</td> </tr> <tr> <td>Min _____</td> </tr> </tbody> </table>	Career-Highs	Pts _____	Reb _____	Ast _____	Stl _____	Min _____
	GP-GS	PPG	RPG	APG	FG%	FT%																									
2018-19	1-0	0.0	0.0	0.0	.000	.500																									
Career	15-0	0.7	0.3	0.0	.273	.500																									
Career-Highs																															
Pts _____																															
Reb _____																															
Ast _____																															
Stl _____																															
Min _____																															
	24	ANFERNEE MCLEMORE JR » F » 6-7 » 220 » Warwick, Ga. » Worth County HS • Returned to court for first time since season-ending injury Feb. 17 • 7th on career block list with 113; 6th has 133 blk (Pat Burke) • LAST GAME: 11 pts, 8 reb, 3 blk in 21 min vs. South Alabama	<table border="1"> <thead> <tr> <th></th> <th>GP-GS</th> <th>PPG</th> <th>RPG</th> <th>BPG</th> <th>FG%</th> <th>FT%</th> </tr> </thead> <tbody> <tr> <td>2018-19</td> <td>1-1</td> <td>11.0</td> <td>8.0</td> <td>3.0</td> <td>.714</td> <td>.333</td> </tr> <tr> <td>Career</td> <td>60-23</td> <td>6.4</td> <td>4.9</td> <td>1.9</td> <td>.599</td> <td>.651</td> </tr> </tbody> </table>		GP-GS	PPG	RPG	BPG	FG%	FT%	2018-19	1-1	11.0	8.0	3.0	.714	.333	Career	60-23	6.4	4.9	1.9	.599	.651	<table border="1"> <thead> <tr> <th>Career-Highs</th> </tr> </thead> <tbody> <tr> <td>Pts _____</td> </tr> <tr> <td>Reb _____</td> </tr> <tr> <td>Ast _____</td> </tr> <tr> <td>Blk _____</td> </tr> <tr> <td>Min _____</td> </tr> </tbody> </table>	Career-Highs	Pts _____	Reb _____	Ast _____	Blk _____	Min _____
	GP-GS	PPG	RPG	BPG	FG%	FT%																									
2018-19	1-1	11.0	8.0	3.0	.714	.333																									
Career	60-23	6.4	4.9	1.9	.599	.651																									
Career-Highs																															
Pts _____																															
Reb _____																															
Ast _____																															
Blk _____																															
Min _____																															
	41	COLE BLACKSTOCK SR » F » 6-9 » 260 » Killen, Ala. » Brooks HS • Walk-on who primarily competes as practice squad player • Made every shot (1-1) and free throw attempt (7-7) in his career • LAST GAME: 2 min vs. South Alabama	<table border="1"> <thead> <tr> <th></th> <th>GP-GS</th> <th>PPG</th> <th>RPG</th> <th>BPG</th> <th>FG%</th> <th>FT%</th> </tr> </thead> <tbody> <tr> <td>2018-19</td> <td>1-0</td> <td>0.0</td> <td>0.3</td> <td>0.1</td> <td>.000</td> <td>1.000</td> </tr> <tr> <td>Career</td> <td>22-0</td> <td>0.4</td> <td>0.3</td> <td>0.1</td> <td>1.000</td> <td>1.000</td> </tr> </tbody> </table>		GP-GS	PPG	RPG	BPG	FG%	FT%	2018-19	1-0	0.0	0.3	0.1	.000	1.000	Career	22-0	0.4	0.3	0.1	1.000	1.000	<table border="1"> <thead> <tr> <th>Career-Highs</th> </tr> </thead> <tbody> <tr> <td>Pts _____</td> </tr> <tr> <td>Reb _____</td> </tr> <tr> <td>Ast _____</td> </tr> <tr> <td>Blk _____</td> </tr> <tr> <td>Min _____</td> </tr> </tbody> </table>	Career-Highs	Pts _____	Reb _____	Ast _____	Blk _____	Min _____
	GP-GS	PPG	RPG	BPG	FG%	FT%																									
2018-19	1-0	0.0	0.3	0.1	.000	1.000																									
Career	22-0	0.4	0.3	0.1	1.000	1.000																									
Career-Highs																															
Pts _____																															
Reb _____																															
Ast _____																															
Blk _____																															
Min _____																															
	50	AUSTIN WILEY JR » C » 6-11 » 260 » Hoover, Ala. » Calusa Prep • Has not played this season • Captained USA U19 World Cup Team during summer • LAST GAME: DNP vs. South Alabama	<table border="1"> <thead> <tr> <th></th> <th>GP-GS</th> <th>PPG</th> <th>RPG</th> <th>APG</th> <th>FG%</th> <th>FT%</th> </tr> </thead> <tbody> <tr> <td>2018-19</td> <td>-</td> <td>-</td> <td>-</td> <td>-</td> <td>-</td> <td>-</td> </tr> <tr> <td>Career</td> <td>23-22</td> <td>8.8</td> <td>4.7</td> <td>0.2</td> <td>.584</td> <td>.491</td> </tr> </tbody> </table>		GP-GS	PPG	RPG	APG	FG%	FT%	2018-19	-	-	-	-	-	-	Career	23-22	8.8	4.7	0.2	.584	.491	<table border="1"> <thead> <tr> <th>Career-Highs</th> </tr> </thead> <tbody> <tr> <td>Pts _____</td> </tr> <tr> <td>Reb _____</td> </tr> <tr> <td>Ast _____</td> </tr> <tr> <td>Blk _____</td> </tr> <tr> <td>Min _____</td> </tr> </tbody> </table>	Career-Highs	Pts _____	Reb _____	Ast _____	Blk _____	Min _____
	GP-GS	PPG	RPG	APG	FG%	FT%																									
2018-19	-	-	-	-	-	-																									
Career	23-22	8.8	4.7	0.2	.584	.491																									
Career-Highs																															
Pts _____																															
Reb _____																															
Ast _____																															
Blk _____																															
Min _____																															

2018-19 NUMERICAL ROSTER

No.	Name	Pos.	Ht.	Wt.	Cl.	Hometown (Last School)
0	Horace Spencer	F	6-8	225	Sr.	Philadelphia, Pa. (Findlay Prep)
1	Jared Harper	G	6-0	175	Jr.	Mableton, Ga. (Pebblebrook)
2	Bryce Brown	G	6-3	198	Sr.	Stone Mountain, Ga. (Tucker)
3	Danjel Purifoy	F	6-7	230	Jr.	Centreville, Ala. (Hargrave Military Academy)
4	Malik Dunbar	G/F	6-6	230	Sr.	North Augusta, S.C. (College of Central Florida)
5	Chuma Okeke	F	6-8	230	So.	Atlanta, Ga. (Westlake)
10	Samir Doughty	G	6-4	195	Jr.	Philadelphia, Pa. (VCU)
12	J'Von McCormick	G	6-0	175	Jr.	New Orleans, La. (Lee College)
14	Preston Cook	G	6-4	190	Fr.	Auburn, Ala. (Auburn)
20	Myles Parker	F	6-8	200	Fr.	Madison, Ala. (Madison Academy)
21	Devontae Williams	G	6-5	215	Jr.	Opp, Ala. (Opp)
22	Will Macoy	G	6-4	200	Jr.	Birmingham, Ala. (Vestavia Hills)
23	Jamal Johnson*	G	6-4	185	So.	Birmingham, Ala. (Memphis)
24	Anfernee McLemore	F	6-7	220	Jr.	Warwick, Ga. (Worth County)
33	Chase Maasdorp	G	6-0	170	Fr.	Lakewood Ranch, Fla. (The Out-of-Door Academy)
41	Cole Blackstock	F	6-9	260	Sr.	Killen, Ala. (Brooks)
50	Austin Wiley	C	6-11	260	Jr.	Hoover, Ala. (Calusa Prep)
54	Thomas Collier	F	6-9	215	Jr.	Birmingham, Ala. (Briarwood Christian)

* will redshirt 2018-19 season after transferring and have three years of eligibility remaining

- Head Coach:** Bruce Pearl (5th season)
- Assistant Coach:** Ira Bowman (1st season)
- Assistant Coach:** Wes Flanigan (1st season)
- Assistant Coach:** Steven Pearl (5th season)
- Director of Operations:** Chad Prewett (4th season)
- Assistant Director of Operations:** Mike Burgomaster (3rd season)
- Athletic Trainer:** Clark Pearson (10th season)
- Strength & Conditioning Coach:** Damon Davis (10th season)
- Video Coordinator:** Ian Borders (1st season)

2018-19 ALPHABETICAL ROSTER

No.	Name	Pos.	Ht.	Wt.	Cl.	Hometown (Last School)
41	Cole Blackstock	F	6-9	260	Sr.	Killen, Ala. (Brooks)
2	Bryce Brown	G	6-3	198	Sr.	Stone Mountain, Ga. (Tucker)
54	Thomas Collier	F	6-9	215	Jr.	Birmingham, Ala. (Briarwood Christian)
14	Preston Cook	G	6-4	190	Fr.	Auburn, Ala. (Auburn)
10	Samir Doughty	G	6-4	195	Jr.	Philadelphia, Pa. (VCU)
4	Malik Dunbar	G/F	6-6	230	Sr.	North Augusta, S.C. (College of Central Florida)
1	Jared Harper	G	6-0	175	Jr.	Mableton, Ga. (Pebblebrook)
23	Jamal Johnson*	G	6-4	185	So.	Birmingham, Ala. (Memphis)
22	Will Macoy	G	6-4	200	Jr.	Birmingham, Ala. (Vestavia Hills)
33	Chase Maasdorp	G	6-0	170	Fr.	Lakewood Ranch, Fla. (The Out-of-Door Academy)
12	J'Von McCormick	G	6-0	175	Jr.	New Orleans, La. (Lee College)
24	Anfernee McLemore	F	6-7	220	Jr.	Warwick, Ga. (Worth County)
0	Horace Spencer	F	6-8	225	Sr.	Philadelphia, Pa. (Findlay Prep)
5	Chuma Okeke	F	6-8	230	So.	Atlanta, Ga. (Westlake)
20	Myles Parker	F	6-8	200	Fr.	Madison, Ala. (Madison Academy)
3	Danjel Purifoy	F	6-7	230	Jr.	Centreville, Ala. (Hargrave Military Academy)
50	Austin Wiley	C	6-11	260	Jr.	Hoover, Ala. (Calusa Prep)
21	Devontae Williams	G	6-5	215	Jr.	Opp, Ala. (Opp)

ROSTER BY CLASS

- Freshmen (3)**
Preston Cook, Chase Maasdorp, Myles Parker
- Sophomores (2)**
Jamal Johnson, Chuma Okeke
- Juniors (9)**
Thomas Collier, Samir Doughty, Jared Harper, Will Macoy, J'Von McCormick, Anfernee McLemore, Danjel Purifoy, Austin Wiley, Devontae Williams
- Seniors (4)**
Cole Blackstock, Bryce Brown, Malik Dunbar, Horace Spencer

PRONUNCIATION GUIDE

- SAMIR DOUGHTY** SAH-meer DOW-tee
- MALIK** Dunbar Muh-LEEK
- J'VON** McCormick JAY-vahn
- ANFERNEE** McLemore ANN-fur-knee
- CHUMA OKEKE** CHOO-muh oh-KEE-KEE
- DANJEL PURIFOY** DAN-jel PURE-a-foy
- HORACE** Spencer HOR-us
- MAASDORP** CHASE MAAHS-doorp

QUICK FACTS

UNIVERSITY INFORMATION

Location _____ Auburn, Ala.
 Founded _____ 1856
 Enrollment _____ 25,469
 Nickname _____ Tigers
 Colors _____ Burnt Orange and Navy Blue
 Conference _____ Southeastern (SEC)

ADMINISTRATION

President _____ Dr. Steven Leath
 Director of Athletics _____ Allen Greene
 Athletics Phone _____ 855-282-2010

BASKETBALL STAFF INFORMATION

Head Coach _____ Bruce Pearl
 Alma Mater _____ Boston College '82
 Career Record _____ 533-207 (.720)
 Seasons _____ 24th
 Record at Auburn _____ 71-62 (.534)
 Seasons _____ 5th
 Assistant Coach _____ Ira Bowman
 Alma Mater _____ Penn '96
 Assistant Coach _____ Wes Flanigan
 Alma Mater _____ Auburn '97
 Assistant Coach _____ Steven Pearl
 Alma Mater _____ Tennessee '10
 Director of Operations _____ Chad Prewett
 Alma Mater _____ Troy State '94
 Assistant Director of Ops _____ Mike Burgomaster
 Alma Mater _____ Miami '16
 Athletic Trainer _____ Clark Pearson
 Alma Mater _____ Kentucky '96
 Strength & Conditioning Coach _____ Damon Davis
 Alma Mater _____ Western Illinois '03
 Video Coordinator _____ Ian Borders
 Alma Mater _____ Louisville '07

PROGRAM INFORMATION

First Year of Basketball _____ 1905-06
 All-Time Record _____ 1322-1180-1 (.529)
 All-Time SEC Record _____ 599-735 (.449)
 SEC Championships _____ 3 (1960, 1999, 2018)
 SEC Tournament Titles _____ 1 (1985)
 NCAA Tournament Appearances _____ 9
 NCAA Tournament Record _____ 13-9
 All-Americans _____ 13
 All-SEC Selections _____ 91

TEAM INFORMATION

2017-18 Record _____ 26-8
 SEC Record / Finish _____ 13-5 / 1st
 Home / Away / Neutral _____ 15-1 / 7-4 / 4-3
 Associated Press Final Ranking _____ 19
 USA Today Final Ranking _____ 23
 Letterwinners Returning / Lost _____ 11 / 4
 Starters Returning / Lost _____ 3 / 2
 Newcomers _____ 2

ATHLETICS COMMUNICATIONS

Associate AD _____ Kirk Sampson
 Assistant Director (MBB Contact) _____ Cody Voga
 Cell _____ 334-750-9023
 Email _____ voga@auburn.edu

SOCIAL MEDIA

Instagram _____ @AuburnMBB / @AuburnTigers
 Twitter _____ @AuburnMBB / @AuburnTigers
 Facebook _____ @AuburnMBB / @AuburnTigers
 Hashtags _____ #WarEagle / #UnfinishedBusiness

BRUCE PEARL

Head Coach
5th year at Auburn • 71-62
24th year overall • 533-207



- 7 National Coach of the Year Awards
- 2006 Basketball Times, CBSsportsline, Sporting News National Coach of the Year
- 2008 SEC Co-Coach of the Year
- 2008 Rupp Cup Co-winner
- 2006 & 2008 AP SEC Coach of the Year
- Has advanced to postseason play in 19 of 23 years as a head coach
- Set single-season wins records at three different schools (29 at Southern Indiana in 1995; 26 at Wisconsin-Milwaukee in 2005; 31 at Tennessee in 2008)
- Bruce Pearl's teams have led their conference in scoring 17 of the 23 years that he has been a head coach. His squads were the SEC's scoring champion in four of his six seasons at Tennessee, averaging 77.4 ppg while allowing 70.5 ppg
- One of just seven active head coaches who has led his teams to at least 10 NCAA Sweet 16 appearances (10 total)
- Bruce Pearl is ranked second in the SEC among current head coaches in career winning percentage (.718), fifth in winning percentage as a SEC head coach (.622), fifth in average wins per year as a SEC head coach (21.0) and fifth in SEC games only win pct. (.540, 81-70)
- Bruce Pearl is the 11th coach in SEC history to win four conference crowns (overall or division) in a 10-year span. He is on the same list as Adolph Rupp (UK), Babe McCarthy (MSU), Billy Donovan (UF), Dale Brown (LSU), Joe Hall (UK), John Calipari (UK), Nolan Richardson (ARK), Rick Pitino (UK), Rick Stansbury (MSU) and Tubby Smith (UK)
- Auburn sold out of season tickets for the fourth straight time in 2017-18, all under Pearl, to continue the school record streak. Prior to Pearl, the only other time the Tigers sold out of season tickets came in the 1999-2000 season
- Auburn averaged 8,221 in its 15 home games during the 2017-18 season, which included seven sellouts in the nine SEC games. The 8,221 average is the highest in Auburn Arena history
- In 23 years as a head coach, Bruce Pearl's teams have finished either first or second in conference play 16 times
- At the Division I level, Pearl's teams have topped the 100-point mark 18 times, including a high of 124 in 2009 as well as 121 in the 2007 NCAA Tournament. In his second year as a coach at Southern Indiana the team averaged 101.7 ppg
- In the past two seasons, Auburn has the best non-conference record in the SEC during the regular season at 23-3 (.885), while scheduling perennial NCAA Tournament teams in Dayton, Middle Tennessee, Murray State, Oklahoma, Texas Tech and UConn.

HEAD COACHING RECORD

Year	School	Record	Postseason
1992-93	Southern Indiana	22-7	NCAA Region 3rd Place
1993-94	Southern Indiana	28-4	NCAA Runner-Up
1994-95	Southern Indiana	29-4	NCAA Champions
1995-96	Southern Indiana	25-4	NCAA Sweet 16
1996-97	Southern Indiana	23-5	NCAA First Round
1997-98	Southern Indiana	27-6	NCAA Sweet 16
1998-99	Southern Indiana	26-6	NCAA Sweet 16
1999-00	Southern Indiana	25-6	NCAA Sweet 16
2000-01	Southern Indiana	26-4	NCAA First Round
Total		231-46	
2001-02	Milwaukee	16-13	-
2002-03	Milwaukee	24-8	NCAA First Round
2003-04	Milwaukee	20-11	NIT First Round
2004-05	Milwaukee	26-6	NCAA Sweet 16
Total		86-38	
2005-06	Tennessee	22-8	NCAA Second Round
2006-07	Tennessee	24-11	NCAA Sweet 16
2007-08	Tennessee	31-5	NCAA Sweet 16
2008-09	Tennessee	21-13	NCAA First Round
2009-10	Tennessee	28-9	NCAA Elite Eight
2010-11	Tennessee	19-15	-
Total		145-61	
2014-15	Auburn	15-20	-
2015-16	Auburn	11-20	-
2016-17	Auburn	18-14	-
2017-18	Auburn	26-8	NCAA Second Round
2018-19	Auburn	1-0	-
Total		71-62	
Career		533-207	

- His teams have been just as successful off the court as Auburn has had 18 graduates in four years – the most in the SEC. In 2018, Auburn received an Academic Progress Rate Public Recognition Award marking the first time the Tigers have been honored since the award began tracking data in 2004. The NCAA annually honors teams earning multiyear Academic Progress Rates in the top 10 percent of all squads in each sport.
- Auburn recently secured its third perfect APR score of 1,000 in mid-May, something that has never been accomplished in program history.
- In the past four years, Auburn men's basketball has averaged an APR of 995 (out of 1,000). In the previous four seasons before Pearl and his staff arrived, Auburn's APR average score was 940.
- Bruce Pearl has raised \$1 million in only four golf tournaments at Auburn. Pearl and his wife, Brandy, have remarkably raised \$770,000 in the last three years benefitting Children's Harbor in Birmingham through the Bruce Pearl Fore the Children Golf Classic. The mission of Children's Harbor is to help children with serious illness and their families. Over \$200,000 was raised in the Bruce, Barkley & Basketball Golf Classic Oct. 23-24, 2016, benefitting the Auburn Basketball program.
- Pearl started AURLIVE at Auburn in 2015-16 to benefit cancer patients in the fight to beat cancer. AURLIVE raises the awareness of cancer prevention and detection while t-shirt sales and donations raise money to benefit cancer patients. He initiated the AURLIVE program in 2009 at Tennessee in recognition of former Vol Chris Lofton, who beat testicular cancer through early diagnosis and treatment and went on to play the entire 2007-08 season while recovering from his battle with the disease.
- The Bruce Pearl Family Foundation in conjunction with L5 Foundation, an organization dedicated to addressing the essential and basic needs of cancer patients, donated \$20,000 to five charities in a ceremony in Knoxville in August 2015.
- The Pearl family announced on Feb. 27, 2007, a \$100,000 donation to endow a scholarship in the name of former Tennessee player Dane Bradshaw. The Dane Bradshaw Athletic Scholarship Endowment is awarded to the male or female student-athlete at UT who best epitomizes the characteristics of the 2006-07 senior captain.

TOP PERFORMANCES UNDER PEARL AT AUBURN

MOST POINTS TEAM

- 119, vs. Northwestern State (Nov. 27, 2015)
119, vs. Winthrop (Nov. 24, 2017)
- 117, vs. Coastal Carolina (Dec. 15, 2016)
- 105, vs. Louisiana (Nov. 21, 2014)
- 102, vs. Norfolk State (Nov. 10, 2017)

MOST POINTS INDIVIDUAL

- 31, Bryce Brown vs. Norfolk State (Nov. 10, 2017)
31, Mustapha Heron vs. Winthrop (Nov. 24, 2017)
- 29, Antoine Mason at Kentucky (Feb. 21, 2015)
29, KT Harrell vs. LSU (Mar. 13, 2015)
29, Bryce Brown vs. South Carolina (Mar. 3, 2018)

MOST REBOUNDS TEAM

- 52, vs. Gardner-Webb (Dec. 6, 2017)
- 51, vs. Eastern Kentucky (Nov. 17, 2016)
51, at UConn (Dec. 23, 2016)
- 49, vs. Winthrop (Dec. 17, 2014)
49, vs. Boston College (Dec. 12, 2016)

MOST REBOUNDS INDIVIDUAL

- 19, Cinmeon Bowers at Middle Tennessee (Dec. 12, 2015)
- 18, Cinmeon Bowers vs. Alabama (Jan. 19, 2016)
18, Cinmeon Bowers vs. Ole Miss (Feb. 20, 2016)
- 17, Cinmeon Bowers vs. Milwaukee (Nov. 14, 2014)
17, Cinmeon Bowers vs. Winthrop (Dec. 17, 2014)
17, Cinmeon Bowers vs. Mississippi State (Jan. 21, 2015)

MOST 3-POINTERS TEAM

- 21, vs. Coastal Carolina (Dec. 15, 2016)
- 18, vs. South Alabama (Nov. 6, 2018)**
- 17, vs. Northwestern State (Nov. 27, 2015)
17, vs. Vanderbilt (Feb. 3, 2018)
- 15, at Arkansas (Feb. 17, 2016)
15, at Alabama (Feb. 4, 2017)

MOST 3-POINTERS INDIVIDUAL

- 9, Bryce Brown at Arkansas (Feb. 17, 2016)
- 8, Kareem Canty at Middle Tennessee (Dec. 12, 2015)
8, Bryce Brown vs. South Carolina (Mar. 3, 2018)
- 7, KT Harrell vs. Coastal Carolina (Dec. 5, 2014)
- 6, Kareem Canty vs. Colorado (Nov. 17, 2015)
6, Bryce Brown at Hawaii (Dec. 25, 2015)
6, Bryce Brown vs. LSU (Feb. 2, 2016)
6, Bryce Brown vs. Winthrop (Nov. 24, 2017)
6, Bryce Brown vs. UAB (Dec. 9, 2017)
- 6, Jared Harper vs. South Alabama (Nov. 7, 2018)**

MOST FT MADE TEAM

- 31, vs. Arkansas (Feb. 10, 2015)
31, at Arkansas - Feb. 27, 2018)
- 30, at South Carolina (Feb. 17, 2018)
- 29, vs. Georgia (Feb. 24, 2016)
29, vs. Ole Miss (Jan. 9, 2017)

MOST FT MADE INDIVIDUAL

- 15, KT Harrell vs. Georgia (Mar. 3, 2015)
- 14, Jared Harper vs. Ole Miss (Jan. 7, 2017)
- 12, Desean Murray vs. Ole Miss (Jan. 9, 2018)
- 11, Cinmeon Bowers vs. Missouri (Jan. 10, 2015)
11, KT Harrell vs. Texas A&M (Mar. 12, 2015)
11, KT Harrell vs. Kentucky (Mar. 14, 2015)
11, Jared Harper at Arkansas (Feb. 27, 2018)
11, Austin Wiley vs. Alabama (Jan. 21, 2017)
11, Jared Harper vs. Oklahoma (Dec. 21, 2016)

MOST FT ATTEMPTED TEAM

- 42, vs. Eastern Kentucky (Nov. 17, 2016)
42, vs. Alabama (Jan. 21, 2017)
- 40, vs. Arkansas (Feb. 10, 2015)
40, vs. Alabama (Jan. 19, 2016)
- 39, vs. Milwaukee (Nov. 14, 2014)
39, vs. Georgia (Feb. 24, 2016)
39, vs. Georgia State (Nov. 14, 2016)
39, at South Carolina (Jan. 24, 2017)
39, vs. Florida (Feb. 14, 2017)

MOST FT ATTEMPTED INDIVIDUAL

- 18, Cinmeon Bowers vs. Missouri (Jan. 10, 2015)
18, KT Harrell vs. LSU (Mar. 13, 2015)
18, Austin Wiley vs. Alabama (Jan. 21, 2017)
- 17, Jared Harper vs. Ole Miss (Jan. 7, 2017)
- 16, Cinmeon Bowers vs. LSU (Feb. 2, 2016)

MOST ASSISTS TEAM

- 24, vs. South Alabama (Nov. 6, 2018)**
- 23, vs. Northwestern State (Nov. 27, 2015)
23, vs. USC Upstate (Nov. 29, 2016)
23, at TCU (Jan. 28, 2017)
- 22, vs. Mississippi State (Feb. 7, 2017)
22, vs. Winthrop (Nov. 24, 2017)

MOST ASSISTS INDIVIDUAL

- 14, Jared Harper vs. Vanderbilt (Feb. 3, 2018)
- 13, Jared Harper vs. South Alabama (Nov. 6, 2018)**
- 10, Kareem Canty vs. Northwestern State (Nov. 27, 2015)
10, Jared Harper vs. Gardner-Webb (Dec. 6, 2017)
- 9, Kareem Canty at Ole Miss (Jan. 27, 2016)
9, Danjel Purifoy vs. USC Upstate (Nov. 29, 2016)

MOST STEALS TEAM

- 14, vs. Georgia (Jan. 20, 2018)
14, vs. Alabama (Feb. 21, 2018)
- 13, vs. Boston College (Dec. 12, 2016)
- 12, at Clemson (Dec. 14, 2014)
12, vs. Middle Tennessee (Dec. 29, 2014)
12, vs. Mississippi State (Jan. 21, 2015)
12, at Texas A&M (Feb. 18, 2017)
12, vs. Gardner-Webb (Dec. 6, 2017)
12, vs. South Carolina (Mar. 3, 2018)

MOST STEALS INDIVIDUAL

- 5, K.C. Ross-Miller vs. Oregon State (Nov. 26, 2014)
5, K.C. Ross-Miller vs. Middle Tennessee (Dec. 29, 2014)
5, Antoine Mason at LSU (Feb. 5, 2015)
- 4 (14x), last Jared Harper vs. Alabama (Feb. 21, 2018)

MOST BLOCKS TEAM

- 12, at Missouri (Jan. 10, 2017)
- 11, vs. Boston College (Dec. 12, 2016)
10, vs. Gardner-Webb (Dec. 6, 2017)
10, at Murray St. (Dec. 19, 2017)
10, vs. Cornell (Dec. 30, 2017)

MOST BLOCKS INDIVIDUAL

- 7, Horace Spencer at Arkansas (Feb. 17, 2016)
- 6, Horace Spencer vs. Oklahoma State (Jan. 30, 2016)
6, Horace Spencer vs. Boston College (Dec. 12, 2016)
6, Anfernee McLemore vs. Gardner-Webb (Dec. 6, 2017)
6, Anfernee McLemore at Missouri (Jan. 24, 2018)

AUBURN VS. WASHINGTON SERIES

» Friday's matchup will be the first between the two programs.

A RARE OCCURRENCE

» Friday is just the sixth time in Auburn history that the Tigers have hosted a ranked opponent in non-conference play and just the second matchup of ranked teams in Auburn in non-conference play all-time. Auburn lost to #1 South Carolina 86-64 on Dec. 1, 1969, the Tigers knocked off #19 North Carolina State 91-85 on Dec. 5, 1970, #18 Auburn fell to #3 UNLV 104-85 on Feb. 1, 1987 and Auburn lost to #2 Pittsburgh 74-66 on Dec. 3, 2006.

SOLID SEASON OPENER

» In its season-opening win over South Alabama, Auburn forced more turnovers (22) and made more 3-pointers (18) than it allowed field goals (17). The Tigers turned those turnovers into 33 points. Auburn built its biggest lead of the game at 101-51 with 2:49 remaining, which was the Tigers' largest lead since going up by as many as 52 points against Coastal Carolina on Dec. 15, 2016. The 43-point victory is the largest for Auburn since defeating Coastal Carolina 117-72 in the same game.

TIGERS REACH THE CENTURY MARK

» Auburn's 101-point performance against South Alabama was the sixth time the Tigers have scored 100 points in a game in Bruce Pearl's tenure. Auburn has topped the 100-point plateau in consecutive season openers after defeating Norfolk State 102-74 to start last season. Prior to last season, Auburn had not scored 100 points in a season opener since the Tigers opened its SEC championship season with a 114-60 victory over Southeastern Louisiana in 1998-99. Before Pearl took over at Auburn, the Tigers had not scored 100 points since a 105-56 victory over Grambling State on Nov. 29, 2003.

TIGERS SCORCHING THE NETS

» Auburn shot 51.4 percent in its victory over South Alabama, including 18-of-38 from 3-point range.

» It is the third time the Tigers have made at least 18 3s in a game in program history. Auburn set a then-program record with 18 triples at Temple on Nov. 19, 1994, and tied an SEC record with 21 3-pointers against Coastal Carolina on Dec. 15, 2016.

TIGERS DOMINATING NON-CON AT HOME

» Auburn has posted a 14-0 home record against non-conference opponents over the last two-plus seasons, including a 7-0 mark last season and 6-0 in 2016-17. The Tigers' season-opening win is the fourth time the Tigers have topped the 100-point plateau during the streak. Eleven of Auburn's 14 wins during the streak have been by at least 16 points.

» During Bruce Pearl's tenure as Auburn's head coach, the Tigers have posted a 25-3 (.893) mark against non-conference opponents at Auburn Arena.

HARPER EARNS SECOND DOUBLE-DOUBLE

» Junior Jared Harper tied for team-high honors with 20 points and added 13 assists, five rebounds, two steals and only one turnover in 30 minutes against South Alabama. It is Harper's 11th career 20-point game and his third double-digit assist game.

» Harper's first career double-double came in a 14-point, 14-assist outing vs. Vanderbilt on Feb. 3, 2018.

SHARING THE ROCK

» Led by Harper's 13 assists, Auburn dished out 24 assists on 38 made baskets as a team against South Alabama. The Tigers' 24 assists are their most since also recording 24 against Arkansas-Pine Bluff on Dec. 30, 2013.

DOWNTOWN BRYCE BROWN

Senior Bryce Brown scored 12 points in the season opener, all in the first half, on 4-of-9 shooting from long range. Brown now has 245 career 3-pointers, putting him 17 behind Wesley Person's school record of 262.

TALE OF THE TAPE



Scoring Offense	101.0	73.0
Scoring Defense	58.0	55.0
Scoring Margin	+43.0	+18.0
FG Pct.	.514	.400
FG Pct. Defense	.370	.377
3-pt. FG Pct.	.474	.200
3-pt. FG Pct. Defense	.318	.385
FT Pct.	.500	.800
Rebounds Per Game	42.0	39.0
Opp. Rebounds Per Game	27.0	33.0
Rebound Margin	+15.0	+6.0
Assists Per Game	24.0	11.0
Turnovers Per Game	13.0	8.0
Opp. Turnovers Per Game	22.0	16.0
Turnover Margin	+9.0	+8.0
Assist/Turnover Ratio	1.8	1.4
Steals Per Game	9.0	6.0
Blocks Per Game	8.0	9.0

TOTAL +/-

	Last Game	Season	Av.
#0 Spencer	+20	+20	+20
#1 Harper	+39	+39	+39
#2 Brown	+31	+31	+31
#3 Purifoy	+0	+0	+0
#4 Dunbar	+23	+23	+23
#5 Okeke	+47	+47	+47
#10 Doughty	+29	+29	+29
#12 McCormick	+25	+25	+25
#14 Cook	-5	-5	-5
#20 Parker	-4	-4	-4
#21 Williams	-4	-4	-4
#22 Macoy	-1	-1	-1
#24 McLemore	+31	+31	+31
#33 Maasdorp	-5	-5	-5
#41 Blackstock	+0	+0	+0
#50 Wiley	+0	+0	+0
#54 Collier	-5	-5	-5

PRE-GAME QUOTES

Head Coach Bruce Pearl

On Washington...
 "This team couldn't be any more unique than any team we're going to play against. They'll play 40 minutes of a Syracuse 2-3 zone. They've got seven of their top scorers from a year ago. They've got 96 percent of their minutes from a year ago. This is a very, very veteran team."

On the importance of Chuma Okeke Friday...
 "Chuma will be important. All of our guys that are passers and shooters and playmakers are going to be really important to be able to spread it out and make shots. You've got to be able to mix up the inside with the outside."

On Samir Doughty's debut...
 "I thought Samir did great. Samir hasn't played a basketball game in a year and a half. Since he's been with me, he hasn't even played in any kind of exhibition game. For him to have to step in in that situation, having missed about three weeks not knowing fully what we do, he played great catch-up. He's got really good instincts."

CONTINUING THE IMPROVEMENT: CONFERENCE WIN TOTALS

Auburn is one of just 13 teams in the country to have improved its win totals in conference play each of the last four seasons. The Tigers are one of only two power-five programs to accomplish the feat, joining USC. Auburn won four Southeastern Conference games in 2015, five in 2016, seven in 2017 and 13 in 2018 to become the SEC champions.



» The Stone Mountain, Ga., native set an Auburn freshman record with 78 3-pointers in 2015-16. Last season, he made 107 shots from long range, falling just one triple away from tying Lance Weems' single-season record at Auburn of 108 3-pointers made in 1995-96. He has two of the top 9 seasons on Auburn's single-season 3s made list. For his career, he is 245-of-640 (.383) from long range. His 640 career 3-pointers attempted are also second-most all-time at Auburn, behind Frankie Sullivan's 713.

All-Time 3-Pointers Made

1.	Wesley Person	1990-94	262
2.	Bryce Brown	2015-P	245
3.	Lance Weems	1992-96	240
4.	Ronnie Battle	1989-93	236
5.	Frankie Sullivan	2008-13	228

OKEKE STUFFS THE STAT SHEET

» Sophomore Chuma Okeke set new career-highs with 20 points and five assists against South Alabama. He also tied career-highs with three blocks and three steals and also pulled down nine boards.

TOP OF THE PACK

» Auburn has fared well in the past two-plus seasons in the non-conference slate. The Tigers lead the SEC in both wins and winning percentage in non-league regular season games over the last two-plus seasons.

Team	'16-17	'17-18	'18-19	Total	Pct.
Auburn	11-2	12-1	1-0	24-3	.889
Arkansas	11-2	11-2	0-0	22-4	.846
Miss. State	9-3	12-1	0-0	21-4	.840
Kentucky	10-3	11-2	0-1	21-6	.778
Texas A&M	8-4	11-2	1-0	20-6	.769
S. Carolina	10-3	9-4	1-0	20-7	.741
Tennessee	8-5	10-2	1-0	19-7	.731
Georgia	9-4	9-3	0-0	18-7	.720
LSU	8-4	9-3	1-0	18-7	.720
Florida	10-3	9-4	0-1	19-8	.704
Alabama	7-5	9-4	1-0	17-9	.654
Ole Miss	9-4	7-6	0-0	16-10	.615
Missouri	5-7	10-3	1-0	16-10	.615
Vanderbilt	7-6	6-7	1-0	14-13	.519

(as of games on 11/7)

RETURN TO SENDER

» The Tigers have two of the top shot blockers in program history on the roster for the 2018-19 season.

» Despite missing the final month of the season, Anfernee McLemore led the country in blocks (73) by any player to play in less than 30 games.

All-Time Blocks Leaders

1.	Kyle Davis	2000-04	360
2.	Mamadou N'diaye	1996-2000	241
3.	Korvotney Barber	2005-09	155
4.	Charles Barkley	1981-84	145
5.	Chris Morris	1984-88	141
6.	Horace Spencer	2015-P	136
7.	Pat Burke	1993-97	133
8.	Anfernee McLemore	2016-P	113
9.	Asaahn Dixon-Tatum	2012-14	108
10.	Kenny Gabriel	2009-12	105

WHOLE LOTTA DUBS

» Bruce Pearl led Auburn to its 10th 20-win season all-time in his fourth season. Pearl is the sixth head coach to lead Auburn to a 20-win season and the second-fastest to do so, only trailing Mike Papke, who led Auburn to a 20-2 record in 1927-28

20-Win Seasons All-Time

Rank	Wins	Year
1.	29	1998-99
2.	26	2017-18
3.	24	2008-09
	24	1999-00
5.	22	2002-03
	22	1985-86
	22	1984-85
8.	20	1983-84
	20	1958-59
	20	1927-28

» Coach Pearl has had 18 seasons of at least 20 wins in 23 seasons as a head coach.

Most Wins in Consecutive Seasons All-Time

Rank	Wins	Year
1.	53	1998-99/1999-2000
2.	45	1997-98/1998-99
3.	44	2016-17/2017-18
	44	1984-85/1985-86

RPI IMPROVEMENT

» In the four seasons before 2014-15, the Tigers held an average final RPI of 202. Since that point, Auburn has averaged a final RPI of 131. Here are the final RPI rankings in the last seven seasons and the latest in 2017-18.

2010-11	253	
2011-12	145	
2012-13	250	
2013-14	160	
2014-15	132	(Under Coach Pearl)
2015-16	160	(Under Coach Pearl)
2016-17	82	(Under Coach Pearl)
2017-18	16	(Under Coach Pearl)

» Over the last four seasons, Auburn has improved its average RPI by 83.3 positions, previous to the five years before Pearl and staff arrived.

» Only South Carolina (88.4) has improved its position more in the SEC, and that includes a run to the Final Four in 2017. the next-best improvement in the SEC is Arkansas at 58.9.

LOADED SCHEDULE

» Auburn has put together a challenging schedule for the 2018-19 season. In total, the Tigers could face up to 14 teams who are ranked or receiving votes in the first AP poll of the season.

» Auburn is scheduled to face ranked teams in league play in No. 2 Kentucky, No. 6 Tennessee, No. 18 Mississippi State and No. 23 LSU.

» In addition, the Tigers are scheduled to face No. 25 Washington, and could also face two other highly-ranked teams in No. 3 Gonzaga and No. 4 Duke when they take part in the prestigious Maui Invitational for the first time in program history, Nov. 19-21.

2018-19 PRESEASON SEC MEDIA POLL

» Auburn, coming off the program's third-ever regular-season SEC championship, was picked third in the 2018-19 SEC Preseason Media Poll, which is the Tigers' highest predicted finish since being picked to win the conference prior to the 1999-2000 season.

1. Kentucky
2. Tennessee
3. Auburn
4. Mississippi State
5. Florida
6. LSU
7. Alabama
8. Vanderbilt
9. Missouri
10. Arkansas
11. South Carolina
12. Texas A&M
13. Georgia
14. Ole Miss

OFF THE COURT: ANFERNEE MCLEMORE

Anfernee McLemore is the perfect embodiment of what it means to be a student-athlete at Auburn University. The two-time Academic Top Tiger honoree recently served on the prestigious Southeastern Conference Men's Basketball Leadership Council. He also has logged hours at the "Breakfast Club" where he serves as a role model for young kids in the Auburn community.



STAT RANKINGS (AS OF 11/7)

	Value	SEC	NCAA
Winning Pct.	1.000	1st	1st
Scoring Offense	101.0	1st	15th
Scoring Defense	58.0	4th	30th
Scoring Margin	+43.0	2nd	16th
Field Goal Pct.	.514	3rd	58th
Field Goal Pct. Def.	.370	4th	73rd
3-pt. FG Per Game	18.0	1st	1st
3-pt. FG Pct.	.474	1st	27th
3-pt. FG Pct. Def.	.318	6th	114th
Free Throw Pct.	.500	7th	197th
Free Throw Made	7.0	7th	196th
Free Throws Att.	14.0	7th	177th
Rebounds	42.0	6th	48th
Rebound Margin	+15.0	2nd	23rd
Off. Rebounds	19.0	1st	8th
Def. Rebounds	23.0	7th	97th
Assists	24.0	1st	9th
Assist/Turnover	1.85	2nd	36th
Turnover Margin	+9.0	2nd	22nd
Turnovers Forced	22.0	1st	14th
Blocks	8.0	2nd	12th
Steals	9.0	3rd	53rd

INDIVIDUAL

Assist-to-Turnover Ratio

Jared Harper 13.00 1st 1st

Assists Per Game

Jared Harper 13.0 1st 1st

Blocks Per Game

Anfernee McLemore 3.0 2nd 14th

Chuma Okeke 3.0 2nd 14th

Double-Doubles

Jared Harper 1 1st 1st

Field Goal Pct.

Samir Doughty .714 3rd 63rd

Anfernee McLemore .714 3rd 63rd

Free Throw Pct.

Chuma Okeke 1.000 1st 1st

Offensive Rebounds Per Game

Chuma Okeke 6.0 3rd 8th

Malik Dunbar 3.0 8th 73rd

Anfernee McLemore 3.0 8th 73rd

Points Per Game

Jared Harper 20.0 3rd 64th

Chuma Okeke 20.0 3rd 64th

Rebounds Per Game

Chuma Okeke 9.0 7th 57th

Anfernee McLemore 8.0 10th 95th

Steals Per Game

Chuma Okeke 3.0 2nd 37th

Jared Harper 2.0 5th 87th

J'Von McCormick 2.0 5th 87th

Total 3-pt. FG Made

Jared Harper 6 1st 5th

Total Assists

Jared Harper 13 1st 1st

WINS/LOSSES

Category	Wins	Losses
Scoring Offense	101.0	-
Scoring Defense	58.0	-
Scoring Margin	+43.0	-
Field Goal Pct.	.514	-
Field Goal Pct. Def.	.370	-
3-pt. FG Per Game	18.0	-
3-pt. FG Pct.	.474	-
3-pt. FG Pct. Def.	.318	-
Free Throw Pct.	.500	-
Free Throws Made	7.0	-
Rebounds	42.0	-
Rebound Margin	+15.0	-
Off. Rebounds	19.0	-
Def. Rebounds	23.0	-
Assists	24.0	-
Assist/Turnover	1.8	-
Turnover Margin	+9.0	-
Turnovers Forced	22.0	-
Steals	9.0	-
Blocks	8.0	-

CURRENT STREAKS

Overall	Won 1
vs. Unranked	Won 2
vs. Ranked	Lost 1
Home	Won 4
vs. SEC	Won 3
vs. Non-SEC	Won 14
vs. Ranked	Won 1
vs. Unranked	Won 4
Road	Lost 3
vs. SEC	Lost 3
vs. Non-SEC	Won 2
vs. Ranked	Won 1
vs. Unranked	Lost 3
Neutral	Lost 1
vs. Ranked	Lost 8
vs. Unranked	Won 1

CONSECUTIVE GAMES WITH A 3-POINTER

Danjel Purifoy	13
Jared Harper	5
Bryce Brown	4
Malik Dunbar	2
Chuma Okeke	2

CONSECUTIVE GAMES WITH 10+ POINTS

Bryce Brown	6
Danjel Purifoy	3

AUBURN IN THE POLLS

Date	AP Poll	Coaches Poll
Preseason	11	12

AP POLL

Rank	School	17-18 Record	Points
1	Kansas (37)	31-8	1581
2	* Kentucky (19)	26-11	1529
3	* Gonzaga (1)	32-5	1461
4	* Duke (4)	29-8	1452
5	Virginia (2)	31-3	1286
6	* Tennessee (1)	26-9	1268
7	Nevada	29-8	1230
8	North Carolina	26-11	1221
9	Villanova (1)	36-4	1085
10	Michigan State	30-5	1024
11	Auburn	26-8	974
12	Kansas State	25-12	922
13	West Virginia	26-11	678
14	Oregon	23-13	638
15	Virginia Tech	21-12	630
16	Syracuse	23-14	620
17	Florida State	23-12	530
18	* Mississippi State	25-12	451
19	Michigan	33-8	437
20	TCU	21-12	311
21	UCLA	21-12	297
22	Clemson	25-10	268
23	* LSU	18-15	187
24	Purdue	30-7	170
25	* Washington	21-13	165

Others receiving votes: Loyola of Chicago 162, Marquette 124, Indiana 98, *Florida 71, Nebraska 35, Maryland 28, Wisconsin 24, Notre Dame 22, Cincinnati 21, UCF 15, *Alabama 15, *Arizona 14, Buffalo 14, Louisville 11, Miami 10, *San Diego St. 9, Texas Tech 6, Southern Cal 6, Butler 6, Texas 5, St. John's 3, Arizona St 3, Providence 2, *Xavier 2, Davidson 1, Missouri 1, Marshall 1, *NC State 1.

USA TODAY COACHES POLL

Rank	School	17-18 Record	Points
1	Kansas	31-8	771
2	* Kentucky	26-11	761
3	* Duke	29-8	743
4	* Gonzaga	32-5	699
5	Virginia	31-3	656
6	* Tennessee	26-9	613
7	North Carolina	26-11	610
8	Villanova	36-4	543
9	Nevada	29-8	521
10	Michigan State	30-5	486
11	Kansas State	25-12	469
12	Auburn	26-8	432
13	West Virginia	26-11	343
14	Syracuse	23-14	297
15	Florida State	23-12	287
16	Oregon	23-13	280
17	Virginia Tech	21-12	272
18	Michigan	33-8	265
19	* Mississippi State	25-12	213
20	UCLA	21-12	202
21	TCU	21-12	153
22	Purdue	30-7	107
23	Clemson	25-10	106
24	* Washington	21-13	75
25	Nebraska	22-11	67

Others receiving votes: *LSU 65, Loyola Chicago 61, *Florida 52, Indiana 34, Marquette 34, *NC State 30, Cincinnati 30, *Alabama 28, Maryland 26, Louisville 10, Providence 10, Buffalo 7, USC 6, *Arizona 5, Butler 5, UCF 5, Wisconsin 4, Notre Dame 4, Texas 4, *Missouri 3, Baylor 2, Miami 2, St. John's 1, *Vanderbilt 1.

AUBURN'S RECORD

Overall	1-0
Home	1-0
Away	0-0
Neutral	0-0
Conference	0-0
Home	0-0
Away	0-0
Non-Conference	1-0
Home	1-0
Away	0-0
Neutral	0-0
Overtime	0-0
Wearing white Auburn uniforms	0-0
Wearing white Tigers uniforms	1-0
Wearing navy uniforms	0-0
Wearing orange uniforms	0-0
Leading at half	1-0
Trailing at half	0-0
Tied at half	0-0
Leading with 5:00 remaining in second half	1-0
Trailing with 5:00 remaining in second half	0-0
Tied with 5:00 remaining in second half	0-0
Has more rebounds than opponent	1-0
Has fewer rebounds than opponent	0-0
Same rebounds as opponent	0-0
Commits more turnovers than opponent	0-0
Causes more turnovers than opponent	1-0
Same turnovers as opponent	0-0
Has more FT attempts than opponent	0-0
Has fewer FT attempts than opponent	1-0
Same FT attempts as opponent	0-0
Shoots 40% or better from field	1-0
Shoots less than 40% from field	0-0
Opponent shoots 40% or better from field	1-0
Opponent shoots less than 40% from field	0-0
Shoots better than opponent	1-0
Opponent shoots better	0-0
Same FG percentage	0-0
Bench outscores opponent's bench	1-0
Opponent's bench outscores Auburn bench	0-0
Same points off the bench	0-0
Auburn scores 100 or more	1-0
Auburn scores between 90-99	0-0
Auburn scores between 80-89	0-0
Auburn scores between 70-79	0-0
Auburn scores between 60-69	0-0
Auburn scores less than 60	0-0
Opponent scores 100 or more	0-0
Opponent scores between 90-99	0-0
Opponent scores between 80-89	0-0
Opponent scores between 70-79	0-0
Opponent scores between 60-69	0-0
Opponent scores less than 60	1-0
On Sunday	0-0
On Monday	0-0
On Tuesday	1-0
On Wednesday	0-0
On Thursday	0-0
On Friday	0-0
On Saturday	0-0
In November	1-0
In December	0-0
In January	0-0
In February	0-0
In March	0-0
Five-plus players score in double-figures	1-0
Four players score in double figures	0-0
Three players score in double figures	0-0
Two players score in double figures	0-0
One player scores in double figures	0-0

MISCELLANEOUS STATISTICS

Largest margin of victory	43, vs. South Alabama (11/6/18)
Smallest margin of victory	43, vs. South Alabama (11/6/18)
Largest margin of defeat	-
Smallest margin of defeat	-
Biggest rebound margin	+15, vs. South Alabama (11/6/18)
Biggest rebound deficit	-
Average margin of victory/defeat	+43.0/-0.0
Largest halftime lead	19, vs. South Alabama (11/6/18)
Largest halftime lead blown	-
Largest halftime deficit	-
Largest halftime deficit overcome	-
Largest overall lead	50, vs. South Alabama (2H) (11/6/18)
Largest overall lead blown	-
Largest overall deficit	-
Largest deficit overcome to win	-

TEAM EXTREMES

Most points scored	101, vs. South Alabama (11/6/18)
Fewest points scored	101, vs. South Alabama (11/6/18)
Most rebounds	42, vs. South Alabama (11/6/18)
Fewest rebounds	42, vs. South Alabama (11/6/18)
Most assists	24, vs. South Alabama (11/6/18)
Fewest assists	24, vs. South Alabama (11/6/18)
Most turnovers	13, vs. South Alabama (11/6/18)
Fewest turnovers	13, vs. South Alabama (11/6/18)
Most steals	9, vs. South Alabama (11/6/18)
Fewest steals	9, vs. South Alabama (11/6/18)
Most blocks	8, vs. South Alabama (11/6/18)
Fewest blocks	8, vs. South Alabama (11/6/18)
Best shooting percentage	.514 (38-74), vs. South Alabama (11/6/18)
Worst shooting percentage	.514 (38-74), vs. South Alabama (11/6/18)
Best 3-pt. percentage	.474 (18-38), vs. South Alabama (11/6/18)
Worst 3-pt. percentage	.474 (18-38), vs. South Alabama (11/6/18)
Best FT percentage	.500 (7-14), vs. South Alabama (11/6/18)
Worst FT percentage	.500 (7-14), vs. South Alabama (11/6/18)
Most points (1st half)	52, vs. South Alabama (11/6/18)
Fewest points (1st half)	52, vs. South Alabama (11/6/18)
Most points (2nd half)	49, vs. South Alabama (11/6/18)
Fewest points (2nd half)	49, vs. South Alabama (11/6/18)
Most points (OT)	-
Fewest points (OT)	-

STARTLING LINEUPS

Record when starting lineup is:
Brown, Doughty, Harper, McLemore, Okeke 1-0

Record when starts:
Bryce Brown 1-0
Samir Doughty 1-0
Jared Harper 1-0
Anfernee McLemore 1-0
Chuma Okeke 1-0

AUBURN INDIVIDUAL GAME HIGHS

Points _____ 20, Jared Harper vs. South Alabama (11/6/18)
 _____ 20, Chuma Okeke vs. South Alabama (11/6/18)
 Field Goals Made _____ 7, Malik Dunbar vs. South Alabama (11/6/18)
 _____ 7, Jared Harper vs. South Alabama (11/6/18)
 _____ 7, Chuma Okeke vs. South Alabama (11/6/18)
 Field Goal Att. _____ 13, Jared Harper vs. South Alabama (11/6/18)
 FG Pct. _____ .714 (5-7), Samir Doughty vs. South Alabama (11/6/18)
 _____ .714 (5-7), Anfernee McLemore vs. South Alabama (11/6/18)
 3-Point FG Made _____ 6, Jared Harper vs. South Alabama (11/6/18)
 3-Point FG Att. _____ 10, Jared Harper vs. South Alabama (11/6/18)
 3-Pt FG Pct. _____ .667 (2-3), Samir Doughty vs. South Alabama (11/6/18)
 Free Throws Made _____ 3, Chuma Okeke vs. South Alabama (11/6/18)
 Free Throw Att. _____ 3, Anfernee McLemore vs. South Alabama (11/6/18)
 _____ 3, Chuma Okeke vs. South Alabama (11/6/18)
 _____ 3, Horace Spencer vs. South Alabama (11/6/18)
 FT Pct. _____ 1.000 (3-3), Chuma Okeke vs. South Alabama (11/6/18)
 Rebounds _____ 9, Chuma Okeke vs. South Alabama (11/6/18)
 Assists _____ 13, Jared Harper vs. South Alabama (11/6/18)
 Steals _____ 3, Chuma Okeke vs. South Alabama (11/6/18)
 Blocked Shots _____ 3, Anfernee McLemore vs. South Alabama (11/6/18)
 _____ 3, Chuma Okeke vs. South Alabama (11/6/18)
 Turnovers _____ 5, Chuma Okeke vs. South Alabama (11/6/18)
 Fouls _____ 4, Anfernee McLemore vs. South Alabama (11/6/18)
 Minutes _____ 30, Jared Harper vs. South Alabama (11/6/18)
 _____ 30, Chuma Okeke vs. South Alabama (11/6/18)

OPPONENT INDIVIDUAL GAME HIGHS

Points _____ 25, Rodrick Sikes vs. South Alabama (11/6/18)
 Field Goals Made _____ 8, Rodrick Sikes vs. South Alabama (11/6/18)
 Field Goal Att. _____ 18, Rodrick Sikes vs. South Alabama (11/6/18)
 FG Pct. _____ .750 (3-4), Josh Ajayi vs. South Alabama (11/6/18)
 _____ .750 (3-4), Kevin Morris vs. South Alabama (11/6/18)
 3-Point FG Made _____ 5, Rodrick Sikes vs. South Alabama (11/6/18)
 3-Point FG Att. _____ 12, Rodrick Sikes vs. South Alabama (11/6/18)
 3-Pt FG Pct. _____ .417 (5-12), Rodrick Sikes vs. South Alabama (11/6/18)
 Free Throws Made _____ 4, Trhae Mitchell vs. South Alabama (11/6/18)
 _____ 4, Rodrick Sikes vs. South Alabama (11/6/18)
 Free Throw Att. _____ 6, Trhae Mitchell vs. South Alabama (11/6/18)
 FT Pct. _____ 1.000 (4-4), Rodrick Sikes vs. South Alabama (11/6/18)
 Rebounds _____ 5, Herb McGee vs. South Alabama (11/6/18)
 _____ 5, Kevin Morris vs. South Alabama (11/6/18)
 Assists _____ 3, Herb McGee vs. South Alabama (11/6/18)
 Steals _____ 2, Rodrick Sikes vs. South Alabama (11/6/18)
 Blocked Shots _____ 3, Trhae Mitchell vs. South Alabama (11/6/18)
 Turnovers _____ 5, Herb McGee vs. South Alabama (11/6/18)
 Fouls _____ 4, Josh Ajayi vs. South Alabama (11/6/18)
 Minutes _____ 31, Herb McGee vs. South Alabama (11/6/18)
 _____ 31, Trhae Mitchell vs. South Alabama (11/6/18)

THE LAST TIME - TEAM

Defeated a ranked team at home _____ vs. #22 Arkansas (1/6/18)
 Defeated a ranked team on the road _____ at #23 Tennessee (1/2/18)
 Defeated a top-10 team at home _____ vs. #9 Alabama (1/18/03)
 Defeated a top-10 team on the road _____ at #8 Arkansas (1/23/93)
 Won in overtime _____ at UConn, 70-67 (OT) (12/23/16)
 Lost in overtime _____ vs. Missouri (SECT), 86-83 (OT) (3/8/17)
 Won in double overtime _____ vs. Xavier, 89-88 (2OT) (12/20/14)
 Lost in double overtime _____ at Arkansas, 88-80 (2OT) (1/16/13)
 Played back-to-back overtime games _____ vs. Ole Miss, W 69-68 (2OT) (1/14/12)
 _____ at LSU, L 65-58 (OT) (1/17/12)
 Played at least three overtimes _____ vs. Georgia (SECT) (4OT) (3/1/79)
 Shot 70% for a half _____ 74.1% (20-27) vs. Arkansas-Pine Bluff (12/30/13)
 Shot 70% for a half (SEC) _____ 72.7% (16-22) at Ole Miss (2/22/03)
 Shot 60% for a game _____ 61.8% (42-68) vs. Winthrop (11/24/17)
 Shot 60% for a game (SEC) _____ 61.1% (33-54) at Arkansas (2/17/16)
 Shot less than 30% for game _____ 25.8% (17-66) vs. Clemson (3/18/18)
 Shot 100% from the FT line _____ 100% (6-6) vs. Long Beach State (12/23/11)
 Shot 60% from 3-point line _____ 65.4% (17-26) vs. Vanderbilt (2/3/18)
 Shot less than 30% in half _____ 18.2% (6-33) vs. Clemson (1st) (3/18/18)
 Shot less than 20% in half _____ 18.2% (6-33) vs. Clemson (1st) (3/18/18)
 Shot less than 10% in a half _____ 8.3% (2-24) vs. LSU (1st) (1/8/11)
 Attempted 50 free throws _____ 52 vs. Vanderbilt (2/6/54)
 Attempted 40 free throws _____ 42 vs. Alabama (11/21/17)
 Attempted 30 free throws in half _____ 30 vs. Georgia (2nd) (2/24/16)
 Made 30 free throws _____ 31 at Arkansas (2/27/18)
 Made 30 free throws (SEC) _____ 31 at Arkansas (2/27/18)
 Made at least 10 3-point field goals _____ 18 vs. South Alabama (11/6/18)
 Failed to make 3-point field goal _____ vs. Kentucky (0-15) (1/19/13)
 Had at least 50 rebounds _____ 52 vs. Gardner-Webb (12/6/17)
 Had less than 20 rebounds _____ 19 vs. Presbyterian (12/18/10)
 Had 25 assists _____ 26 vs. Tennessee State (12/19/06)
 Had at least 15 steals _____ 16 vs. Georgia Southern (12/29/10)
 Had at least 10 blocks _____ 10 vs. Cornell (12/30/17)
 Had at least 15 blocks _____ 17 vs. Nicholls State (11/25/11)
 Had at least 25 lead changes _____ 27 at Arkansas (1/16/13)
 Scored 50 points in a half _____ 52 vs. South Alabama (1st) (11/6/18)
 Scored 50 points in a half (SEC) _____ 50 vs. Alabama (2nd) (2/21/18)
 Scored 60 points in a half _____ 61 vs. Winthrop (2nd) (11/24/17)
 Scored 60 points in a half (SEC) _____ 64 at Tennessee (2/15/06)
 Scored 70 points in a half _____ 72 vs. Northwestern State (2nd) (11/27/15)
 Scored 100 points _____ 101 vs. South Alabama (11/6/18)
 Scored 100 points (SEC) _____ 102 vs. Alabama (2/13/99)
 Scored under 20 points in 1st half _____ 19 vs. Clemson (1st) (3/18/18)
 Scored under 20 points in 2nd half _____ 14 vs. Tulsa (11/24/14)
 Scored under 10 points in a half _____ 6 vs. LSU (1st) (1/8/11)
 Scored 35 or under points in a game _____ 35 vs. Tulsa (11/24/14)
 Scored under 50 points in game _____ 45 at Tennessee (2/9/16)
 Scored under 50 points in game (SEC) _____ 45 at Tennessee (2/9/16)

THE LAST TIME - INDIVIDUAL

Scored at least 30 points	Mustapha Heron (31) vs. Winthrop (11/24/17)
Scored at least 35 points	Toney Douglas (38) vs. Nicholls State (11/24/04)
Scored at least 40 points	Wesley Person (44) vs. UAB (12/16/93)
Had two players with at least 20 points	Jared Harper (20) and Chuma Okeke (20) vs. South Alabama (11/6/18)
Had three players with at least 20 points	KT Harrell (24), Tahj Shamsid-Deen (21) & Cinmeon Bowers (20) vs. Louisiana (11/21/14)
Scored 20 points in a half	Bryce Brown (25, 2nd) vs. Georgia (1/20/18)
Scored 20 points in 1st half	Bryce Brown (23) vs. UAB (12/9/17)
Scored 20 points in 2nd half	Bryce Brown (25) vs. Georgia (1/20/18)
Scored 25 points in a half	Bryce Brown (25, 2nd) vs. Georgia (1/20/18)
Had two players with 25 points	Chris Denson (30) & KT Harrell (26) vs. Mississippi State (2/14/14)
Had two players with 25 points (SEC)	Chris Denson (30) & KT Harrell (26) vs. Mississippi State (2/14/14)
A player had back-to-back 25-point SEC games	Kareem Canty (26) vs. Kentucky (1/16/16); (25) vs. Alabama (1/19/16)
A player had three straight 25-point SEC games	Chris Denson (29) at LSU (2/8/14)
	(26) vs. Kentucky (2/12/14); (30) vs. Mississippi State (2/15/14)
A player had four straight 25-point SEC games	Chris Denson (25) at South Carolina (2/5/14); (29) at LSU (2/8/14);
	(26) vs. Kentucky (2/12/14); (30) vs. Mississippi State (2/15/14)
A player had five straight 25-point SEC games	Keenan Carpenter (44) vs. LSU (1/8/89); (28) vs. Mississippi State (2/11/89)
	(33) at Florida (2/15/89); (32) at Ole Miss (2/18/89); (29) vs. Kentucky (2/20/89)
Zero players scored in double figures	at Vanderbilt (1/7/12)
Only one player scored in double figures	Bryce Brown (18) at Tennessee (2/9/16)
Five players scored in double figures	Jared Harper (20), Chuma Okeke (20), Malik Dunbar (16),
	Samir Doughty (14), Bryce Brown (12), Anfernee McLemore (11) vs. South Alabama (11/6/18)
Five players scored in double figures (SEC)	Mustapha Heron (21), Desean Murray (18),
	Bryce Brown (15), Chuma Okeke (14), Jared Harper (11) vs. LSU (1/27/18)
All five starters scored in double figures	Jared Harper (20), Chuma Okeke (20),
	Samir Doughty (14), Bryce Brown (12), Anfernee McLemore (11) vs. South Alabama (11/6/18)
Six players scored in double figures	Jared Harper (20), Chuma Okeke (20), Malik Dunbar (16),
	Samir Doughty (14), Bryce Brown (12), Anfernee McLemore (11) vs. South Alabama (11/6/18)
Six players scored in double figures (SEC)	Desean Murray (16), Mustapha Heron (15), Bryce Brown (13),
	Anfernee McLemore (13), Jared Harper (12), Horace Spencer (12) vs. Ole Miss (1/9/18)
Had at least 15 rebounds	Danjel Purifoy (15) at UConn (12/23/16)
Had at least 15 rebounds (SEC)	Cinmeon Bowers (17) vs. Ole Miss (2/20/16)
Had at least 20 rebounds	Kelvin Ardister (20) vs. Tennessee (1/4/89)
Had at least 25 rebounds	Rex Frederick (25) at Ole Miss (1/6/58)
Had at least 20 pts & 20 reb	Kelvin Ardister (22 pts, 20 reb) vs. Tennessee (1/4/89)
Had two players with at least 10 rebounds	Anfernee McLemore (11) and Desean Murray (11) vs. Kentucky (2/14/18)
Had at least three players with 10 rebounds	Korvotney Barber (13), Quantez Robertson (10) and Lucas Hargrove (10) at Virginia (12/20/08)
Had a double-double	Jared Harper (20 pts, 13 ast) vs. South Alabama (11/6/18)
Had two straight double-doubles	Chuma Okeke (16 pts, 10 reb) vs. Alabama (2/21/18); (12 pts, 10 reb) at Florida (2/24/18)
Had three straight double-doubles	Cinmeon Bowers (12 pts, 15 reb) vs. Vanderbilt (2/13/16);
	(14 pts, 10 reb) at Arkansas (2/17/16); (11 pts, 18 reb) vs. Ole Miss (2/20/16)
Had four straight double-doubles	Cinmeon Bowers (19 pts, 19 reb) vs. Middle Tennessee (12/12/15); (13 pts, 12 reb) vs. Mercer (12/15/15);
	(12 pts, 11 reb) at Xavier (12/19/15); (12 pts, 12 reb) vs. New Mexico (12/22/15)
Had five straight double-doubles	Jeff Moore (26 pts, 11 reb) vs. Ole Miss (3/2/88); (20 pts, 11 reb) at LSU (3/5/88);
	(22 pts, 11 reb) vs. Georgia (3/11/88); (13 pts, 13 reb) vs. Bradley (3/17/88); (22 pts, 11 reb) vs. Oklahoma (3/19/88)
Had two players with a double-double	Tyler Harris (20 pts, 11 reb) and Cinmeon Bowers (13 pts, 12 ast) vs. Mercer (12/15/15)
Had a double-double with points and assists	Jared Harper (20 pts, 13 ast) vs. South Alabama (11/6/18)
Had a triple-double	Kenny Gabriel (24 pts, 13 reb, 10 blk) vs. Bethune-Cookman (1/2/12)
Had 10 assists	Jared Harper (13) vs. South Alabama (11/6/18)
Had two players with at least five blocks	Rob Chubb (5) and Willy Kouassi (5) vs. Nicholls State (11/25/11)
Had 10 blocks	Kenny Gabriel (10) vs. Bethune-Cookman (1/2/12)
Had five steals	Antoine Mason (5) at LSU (2/6/15)
Had five steals (SEC)	Antoine Mason (5) at LSU (2/6/15)
Made 25 straight free throws	Danjel Purifoy (27) (11/23/16-12/18/16)
Hit buzzer-beater shot to win a game	T.J. Dunans vs. Mercer (3-pt FG, 76-74) (12/18/16)
Played more than 40 minutes	Danjel Purifoy (44) vs. UConn (12/23/16)

O

HORACE SPENCER

6-8 • 225

Sr. • F

Philadelphia, Pa.

(Findlay Prep)



2017-18 (Junior): Averaged 4.7 points, 4.9 rebounds, 1.3 blocks, 1.1 steals and 0.8 assists per game in 17.3 minutes per game ... played in all 34 games, starting 13 ... was team's most improved free throw shooter at 72.1 percent ... improved over 22 percent from a season ago ... moved into sixth on the program's all-time blocks list ... led team in blocks in 12 games and rebounds in 5 games ... team was 7-2 when he knocked down at least 3 free throws ... averaged 6.4 points, 5.7 rebounds and 1.9 blocks per game as a starter in the last 7 games of the season ... was 14th in the SEC in total blocks with 21 ... averaged 4.8 points and 5.6 rebounds in non-conference play ... tied for 2nd on the team with 38 steals ... swatted a season-high 4 shots in season-opener vs. Norfolk State ... produced Sportscenter Top 10 alley-oop in win at Tennessee ... had three-game stretch against UConn, Cornell and Tennessee (all wins) where he shot 59 percent (13-of-22) and averaged 10.3 points and 9.3 rebounds ... set season-high in points vs. Cornell with 12 ... matched it 2 games later against Ole Miss ... was a perfect 3-for-3 from the floor with 6 points, 6 rebounds, 3 steals and 2 blocks at Alabama ... hit 2 clutch free throws with 10 seconds remaining to tie the game against Texas A&M ... re-joined the starting lineup vs. Alabama and stayed as the starting center for the final 7 games ... touted 11 points, 6 rebounds, 2 steals and a block in SEC title-clinching win against South Carolina.

HIGH SCHOOL AND PERSONAL DATA: Four-star recruit who was ranked 48th nationally by 247Sports, 61st by ESPN, 71st by Rivals.com and 78th by Scout.com ... averaged 10.4 points, 9.4 rebounds, 2.2 blocks and 1.2 steals in only 19.5 minutes per game for loaded Findlay Prep in Henderson, Nev., to a 29-3 record and a No. 4 national ranking as a senior in 2014-15 under coach Andy Johnson ... helped lead the Pilots to the Final Four of the Dick's Sporting Goods High School National Tournament in 2015 ... averaged 6 points, 5 rebounds and a school record 2.8 blocks per game while shooting 62 percent from the field helping lead Findlay Prep to a 31-5 record as a junior in 2013-14 under coach Jerome Williams ... went to William Tennent High in Warminster, Pa., as a freshman and sophomore where he played under coach Robert Mulville ... averaged 20 points and 7 rebounds as a sophomore in 2012-13 and 10 points and 8 rebounds as a freshman ... full name is Horace Gilbert Spencer III ... son of Horace Spencer Jr. and Cindy Watts ... studying in College of Liberal Arts ... signed national letter of intent on April 15, 2015.

SPENCER'S MISCELLANEOUS STATS					
	2015-16	2016-17	2017-18	2018-19	Career
Games with 10+ Pts	2	3	6	0	11
Games with 20+ Pts	0	0	0	0	0
Games 5+ 3s	0	0	0	0	0
Games with 5+ Reb	17	5	17	1	40
Games with 10+ Reb	1	0	1	0	2
Games with 5+ Ast	0	0	0	0	0
Games with 10+ Ast	0	0	0	0	0
Games with 5+ Blk	5	1	0	0	6
Games with 5+ Stl	0	0	0	0	0
Double-Doubles	0	0	0	0	0

MEASURABLES AND BAM TESTING RESULTS

Wingspan	7'0.5"
Reach	9'0"
Hand	10"
Vertical Jump	32"
Approach Vertical	36"
3/4 Court Sprint	3.376
Reaction Shuttle	3.117
Lane Agility Drill	10.948
185 lb Bench	14

CAREER HIGHS

Points	13 at Mississippi State (3/5/16)
Rebounds	11 vs. Oklahoma State (1/30/16)
Field Goals	6 at Mississippi State (3/5/16)
Field Goals Att.	10 at Mississippi State (3/5/16)
3-Pt. Field Goals	-
3-Pt. Field Goals Att.	1 (3x) last vs. Ole Miss (1/9/18)
Free Throws	4 (3x) last vs. Clemson (3/18/18)
Free Throws Att.	8 at South Carolina (1/24/17)
Assists	3 vs. Alabama (2/21/18)
Steals	4 vs. Boston College (12/12/16)
Blocks	7 at Arkansas (2/17/16)
Minutes	29 vs. Georgia (2/24/16)

2018-19 SPENCER GAME-BY-GAME

Opp.	Start	Min.	FG-A	3FG-A	FT-A	O-D-T	PF	A	TO	BLK	STL	PTS
S. Alabama		18	1-3	0-1	0-3	1-4-5	1	1	0	0	1	2
Washington												
Miss. Col.												
Xavier												
TBD												
TBD												
St. Peter's												
UNCA												
Dayton												
UAB												
NC State												
Murray St.												
North Fla.												
Ole Miss												
Georgia												
Texas A&M												
Kentucky												
S. Carolina												
Miss. St.												
Missouri												
Alabama												
Florida												
LSU												
Ole Miss												
Vanderbilt												
Arkansas												
Kentucky												
Georgia												
Miss. St.												
Alabama												
Tennessee												

SPENCER'S CAREER STATISTICS

Year	GP-GS	Min-Avg	FG-FGA	Pct	3FG-A	Pct	FT-FTA	Pct	Off-Def-Tot--Avg	PF-FO	Ast	TO	Blk	Stl	Pts	Avg
2015-16	31-18	562-18.1	63-150	.420	0-1	.000	33-68	.485	65-88-153--4.9	115-8	15	43	65	14	159	5.1
2016-17	19-12	310-16.3	37-66	.561	0-1	.000	18-36	.500	23-42-65--3.4	58-2	10	18	28	14	92	4.8
2017-18	34-13	587-17.3	58-111	.523	0-1	.000	44-61	.721	49-118-167--4.9	99-3	28	37	43	38	160	4.7
2018-19	1-0	18-18.0	1-3	.333	0-1	.000	0-3	.000	1-4-5--5.0	1-0	1	0	0	1	2	2.0
TOTAL	85-43	1477-17.4	159-330	.482	0-4	.000	95-168	.565	138-252-390--4.6	273-13	54	98	136	67	413	4.9

1

JARED HARPER

6-0 • 175

Jr. • G

Mableton, Ga.
(Pebblebrook HS)



2017-18 (Sophomore): Named Second Team All-SEC by the Associated Press and the conference coaches ... selected to the United State Basketball Writers Association All-District IV team ... tabbed to the SEC Community Service Team ... averaged 13.2 points, 5.4 assists, 2.4 rebounds and 1.2 steals per game in 30.5 minutes per game ... started all 34 games as the floor general ... ranked third on the team with 27 games in double figures ... made team-best 74 of 86 free throws with under 4 minutes to go ... knocked down 166 free throws, the 4th-most in single-season program history ... became 1 of only 2 players (KT Harrell) to be in Auburn's top 10 for single-season free throws and also made at least 50 3s in the same season ... was fifth in the SEC by shooting 82% from the charity stripe ... ranked in the top 5 in the SEC and top 50 nationally in assists per game (5.4) and assist-to-turnover ratio (2.57) ... produced the most games of 7+ assists by any player in the SEC with 15 such instances ... the Tigers scored a total of 481 points off assists from Harper (333 from downtown, 148 inside the arc) ... tied with Gerald White (1984-85) for 4th in the Auburn record books with 185 assists ... racked up 14 assists against Vanderbilt, which was 1 off the school record held by Eddie Johnson (1976) ... finished with 14 points and 14 assists to become the first player to record a double-double in points and assists since Kareem Canty (2015) ... scored in double figures in 17 of 18 SEC games (team-best) ... reached the 20-point plateau 5 times, including a career-best 24 at Georgia ... 4 of 5 20-point games came in league play ... led team with 40 steals ... guided the team in assists in 27 games, steals in 13 contests and scoring in 6 tilts ... averaged 15.2 points, 5.9 assists, 2.2 rebounds and 1.4 steals in SEC play ... played over 20 minutes in all but 1 contest ... knocked down a career-high 5 buckets from behind the arc to highlight a 21-point outing, including 18 in the second half, at Missouri ... declared for the NBA Draft without the intention of hiring an agent on April 6.

HIGH SCHOOL AND PERSONAL DATA: Consensus four-star signee ... ranked No. 54 overall by Rivals ... two-time first-team All-State ... averaged 27 points, 10.1 assists, 5.7 rebounds and 3.7 steals in leading Pebblebrook to a 23-10 record as a senior in 2015-16 under coach George Washington ... he shot 49 percent from the floor and 48.9 percent (85-of-174) from 3-point range ... in back-to-back seasons, led Pebblebrook to the Class 6A state championship game ... selected to the American Family Insurance High School Slam Dunk and 3-Point Championships in Pearland, Texas ... rated as a consensus four-star by ESPN, 247Sports, Rivals and Scout ... he had 24 points at halftime and scored 12 in the third quarter of the game named the MVP of the prestigious Peach Jam in 2015, leading his Georgia Stars AAU team to the championship with a game-high 34 points, eight assists and four rebounds in a 104-77 win over the St. Louis Eagles ... averaged 21 points and seven assists as a junior leading Pebblebrook to a school record wins with a 27-6 record in 2014-15 ... led the Georgia Stars to an 8-0 record in a Las Vegas tournament in July 2015 and as the Stars finished ranked No. 1 in the country ... an honors student, finished high school with a 3.7 GPA ... full name is Jared Lamar Harper ... son of Patrick and Erica Harper ... studying in Harbert College of Business ... signed national letter of intent on Nov. 12, 2015.

HARPER'S MISCELLANEOUS STATS

	2016-17	2017-18	2018-19	Career
Games with 10+ Pts	18	27	1	47
Games with 20+ Pts	5	5	1	11
Games 5+ 3s	3	1	1	5
Games with 5+ Reb	2	4	1	7
Games with 10+ Reb	0	0	0	0
Games with 5+ Ast	5	20	1	26
Games with 10+ Ast	0	2	1	3
Games with 5+ Blk	0	0	0	0
Games with 5+ Stl	0	0	0	0
Double-Doubles	0	2	1	3

MEASURABLES AND BAM TESTING RESULTS

Wingspan	64.5"
Reach	7'10.5"
Hand	8.5"
Vertical Jump	34"
Approach Vertical	42.5"
3/4 Court Sprint	3.151
Reaction Shuttle	3.018
Lane Agility Drill	10.600
185 lb Bench	7

CAREER HIGHS

Points	24 (2x) last at Georgia (2/10/18)
Rebounds	6 (2x) last vs. Alabama (3/9/18)
Field Goals	8 (2x) last at Georgia (2/10/18)
Field Goals Att.	17 at UConn (12/23/16)
3-Pt. Field Goals	6 vs. South Alabama (11/6/18)
3-Pt. Field Goals Att.	10 vs. South Alabama (11/6/18)
Free Throws	14 vs. Ole Miss (1/7/17)
Free Throws Att.	17 vs. Ole Miss (1/7/17)
Assists	14 vs. Vanderbilt (2/3/18)
Steals	4 (3x) last vs. Alabama (2/21/18)
Blocks	1 (4x) last vs. Ole Miss (1/9/18)
Minutes	38 at Georgia (2/10/18)

2018-19 HARPER GAME-BY-GAME

Opp.	Start	Min.	FG-A	3FG-A	FT-A	O-D-T	PF	A	TO	BLK	STL	PTS
S. Alabama *		30	7-13	6-10	0-0	0-5-5	2	13	1	0	2	20
Washington												
Miss. Col.												
Xavier												
TBD												
TBD												
St. Peter's												
UNCA												
Dayton												
UAB												
NC State												
Murray St.												
North Fla.												
Ole Miss												
Georgia												
Texas A&M												
Kentucky												
S. Carolina												
Miss. St.												
Missouri												
Alabama												
Florida												
LSU												
Ole Miss												
Vanderbilt												
Arkansas												
Kentucky												
Georgia												
Miss. St.												
Alabama												
Tennessee												

HARPER'S CAREER STATISTICS

Year	GP-GS	Min-Avg	FG-FGA	Pct	3FG-A	Pct	FT-FTA	Pct	Off-Def-Tot--Avg	PF-FO	Ast	TO	Blk	Stl	Pts	Avg
2016-17	32-30	774-24.2	104-270	.385	54-157	.344	103-146	.705	10-52-62--1.9	57-1	95	49	2	37	365	11.4
2017-18	34-34	1038-30.5	111-308	.360	61-172	.355	166-202	.822	14-68-82--2.4	63-2	185	72	1	40	449	13.2
2018-19	1-1	30-30.0	7-13	.538	6-10	.600	0-0	.000	0-5-5--5.0	2-0	13	1	0	2	20	20.0
TOTAL	67-65	1842-27.5	222-591	.376	121-339	.357	269-348	.773	24-125-149--2.2	122-3	293	122	3	79	834	12.4

2



BRYCE BROWN

6-3 • 198

Sr. • G

Stone Mountain, Ga.
(Tucker HS)

2017-18 (Junior): Named First Team All-SEC by the Associated Press and Second Team All-SEC by the league coaches ... tabbed to the Naismith Trophy Top 30 ... selected to the United States Basketball Writers Association All-District IV team ... averaged 15.9 points, 2.0 rebounds, 1.7 assists and 1.0 steals per game in 31.2 minutes per game ... played and started in 33 games, only missing the Georgia game due to an injury ... became the 36th player in program history to reach 1,000 career points after dropping 29 in the regular season finale against South Carolina ... became the 18th player in program history to tally 1,000 career points prior to the end of their third season ... moved into second in the program's all-time 3-pointers made list with 241 career 3s ... was 1 away from matching the single-season 3-point record held by Lance Weems (108, 1995-96) as he racked up 107 buckets behind the arc ... has made the most 3-pointers by any player in Auburn history through their first 3 seasons with 241 ... that mark is 54 ahead of the next-best total by Tay Waller ... guided the SEC with 3.2 3-pointers per game and 107 total 3s ... both marks were in the top 20 nationally ... led the team in scoring 13 times, steals 6 times and assists 2 times ... held defensive matchup to shoot just 37% on the season and forced 100 turnovers ... paced the team with 8 halves with 15 or more points ... averaged 16.8 points, 1.8 rebounds, 1.2 assists and 1.0 steals per game in league play ... scoring total ranked 7th in the SEC during conference action ... averaged 18.4 points per game and shot 47% from the field, including 46% behind the arc, in home games ... scored in double figures in 28 of 33 games, ranking second on the team ... tied for the team lead with 8 20-point games and 1 30-point contest ... scored career-high 31 points on 12-of-16 from the floor, including 4-of-8 behind the arc, in the season opener vs. Norfolk State ... buried 5 or more 3s in 8 games, including 6 in SEC play ... scored 29 points vs. South Carolina to clinch SEC title ... Academic Top Tiger ... declared for the NBA Draft without the intention of hiring an agent on April 11.

HIGH SCHOOL AND PERSONAL DATA: Averaged 25 points, 6 rebounds and 4 assists as a senior at Tucker High School under coach James Hartry ... averaged 18 points and five assists as a junior ... teammates with former Auburn player Tahj Shamsid-Deen at Columbia High School in Decatur, Ga., as a sophomore in 2012-13 ... went to Columbia High School as a sophomore and junior and went to back-to-back state championships ... impressed the Auburn coaching staff at Coach Bruce Pearl's Elite Camp in 2014 ... full name is Bryce Wade Brown ... son of Cedric and Donna Brown ... father, Cedric, and brother, Blake, played football at Clark Atlanta ... studying in College of Liberal Arts ... signed national letter of intent on Nov. 14, 2014.

BROWN'S MISCELLANEOUS STATS

	2015-16	2016-17	2017-18	2018-19	Career
Games with 10+ Pts	14	7	28	1	50
Games with 20+ Pts	3	0	8	0	11
Games 5+ 3s	4	3	8	0	15
Games with 5+ Reb	3	4	1	0	8
Games with 10+ Reb	0	0	0	0	0
Games with 5+ Ast	0	1	2	0	3
Games with 10+ Ast	0	0	0	0	0
Games with 5+ Blk	0	0	0	0	0
Games with 5+ Stl	0	0	0	0	0
Double-Doubles	0	0	0	0	0

MEASURABLES AND BAM TESTING RESULTS

Wingspan	6'4.5"
Reach	8'1"
Hand	9.5"
Vertical Jump	35"
Approach Vertical	42.5"
3/4 Court Sprint	3.152
Reaction Shuttle	2.787
Lane Agility Drill	10.617
185 lb Bench	14

CAREER HIGHS

Points	31 vs. Norfolk State (11/10/17)
Rebounds	6 (3x) last vs. LSU (1/18/17)
Field Goals	12 vs. Norfolk State (11/10/17)
Field Goals Att.	18 at Arkansas (2/17/16)
3-Pt. Field Goals	9 at Arkansas (2/17/16)
3-Pt. Field Goals Att.	14 (2x) last vs. Alabama (2/21/18)
Free Throws	7 at Missouri (1/24/18)
Free Throws Att	8 (3x) last at Mississippi State (1/13/18)
Assists	5 (3x) last at Florida (2/24/18)
Steals	3 (6x) last at Dayton (11/29/17)
Blocks	2 (2x) last vs. Boston College (12/12/16)
Minutes	36 (3x) last vs. Vanderbilt (2/3/18)

2018-19 BROWN GAME-BY-GAME

Opp.	Start	Min.	FG-A	3FG-A	FT-A	O-D-T	PF	A	TO	BLK	STL	PTS
S. Alabama *		27	4-12	4-9	0-1	1-2-3	3	1	1	1	0	12
Washington												
Miss. Col.												
Xavier												
TBD												
TBD												
St. Peter's												
UNCA												
Dayton												
UAB												
NC State												
Murray St.												
North Fla.												
Ole Miss												
Georgia												
Texas A&M												
Kentucky												
S. Carolina												
Miss. St.												
Missouri												
Alabama												
Florida												
LSU												
Ole Miss												
Vanderbilt												
Arkansas												
Kentucky												
Georgia												
Miss. St.												
Alabama												
Tennessee												

BROWN'S CAREER STATISTICS

Year	GP-GS	Min-Avg	FG-FGA	Pct	3FG-A	Pct	FT-FTA	Pct	Off-Def-Tot--Avg	PF-FO	Ast	TO	Blk	Stl	Pts	Avg
2015-16	30-11	742-24.7	93-274	.339	78-211	.370	38-46	.826	15-40-55--1.8	73-2	20	31	0	11	302	10.1
2016-17	28-13	592-21.1	68-189	.360	56-140	.400	18-27	.667	12-43-55--2.0	49-0	35	26	6	28	210	7.5
2017-18	33-33	1031-31.2	169-421	.401	107-280	.382	79-102	.775	19-46-65--2.0	55-0	55	43	7	32	524	15.9
2018-19	1-1	27-27.0	4-12	.333	4-9	.444	0-1	.000	1-2-3--3.0	3-0	1	1	1	0	12	12.0
TOTAL	92-58	2392-26.0	334-896	.373	245-640	.383	135-176	.767	47-131-178--1.9	180-2	111	101	14	71	1048	11.4

3

DANJEL PURIFOY

6-7 • 230

Jr. • F

Centreville, Ala.

(Hargrave Military Academy)



2016-17 (Redshirt Freshman): Averaged 11.5 points, 4.7 rebounds, 1.8 assists and 1.4 steals in 28.7 minutes per game ... played in 29 games, starting 25 ... shot 39.8 percent from the field, 36.9 percent from 3-point range and 87.9 percent from the foul line ... in the SEC rankings, ranked sixth in free throw pct., sixth in 3-point field goals made (2.0), eighth in 3-point field goal pct. and ninth in steals ... made 27 straight free throws to tie the Auburn record with Frankie Sullivan in 2009-10 ... he and Mustapha Heron were the first Auburn freshmen to score in double figures in their first five college games since Wesley Person in 1990-91 ... scored a career-high 27 points (4-of-7 3s) vs. Boston College in the UnderArmour Reunion in New York's Madison Square Garden to go along with 5 rebounds, 2 assists and 2 steals ... 27 points (career-high 5-of-10 3s), 7 rebounds and 3 steals vs. Coastal Carolina ... named to the Cancun Challenge all-tournament team, averaging 16.5 points on 6-of-14 3s ... in Cancun, totaled 22 points (4-of-9 3s), 3 rebounds and 2 steals vs. #17 Purdue ... career-high 15 rebounds in the win at UConn and hit the game-tying 3-pointer with 1:04 left in overtime ... 19 points (17 in the second half) after playing only three first-half minutes vs. Georgia State ... 16 points (4-of-9 3s, including 3-of-4 3s in second half) and four rebounds at UAB ... 16 points (3-of-6 3s), 8 rebounds, 3 assists and 3 steals vs. Eastern Kentucky ... 15 points (3-of-6 3s), 7 rebounds and 2 steals at LSU ... 14 points (4-of-7 3s), 4 rebounds, 2 assists and 2 steals at Alabama after only 14 points combined in the previous four games ... left ankle sprain with 7:12 left in the first half vs. Ole Miss Jan. 7 and missed the next 3 games ... averaged 11.4 points in the final 10 games after averaging 3.5 points in the four games prior after a sprained ankle ... 12 points, 4 rebounds and 3 assists at Georgia ... 13 points vs. Missouri ... at the team's postseason awards banquet, received the Sonny Smith Most Outstanding Teammate Award and the John Mengelt Free Throw Award (.879).

HIGH SCHOOL AND PERSONAL DATA: Four-star small forward by ESPN, Rivals, Scout and 247Sports ... ranked ninth among all small forwards and 48th overall by 247Sports ... ranked as the nation's No. 12 small forward and the top player in Alabama by 247 Sports ... averaged 25 points, 11 rebounds, five blocks and 20 deflections a game at Hargrave Military Academy under coach A.W. Hamilton in 2014-15 ... averaged 17.7 points and 6.1 rebounds per game at Bibb County as a junior ... full name is Danjel Kevon Purifoy ... son of Waukesha Evans ... studying in College of Liberal Arts ... signed national letter of intent on Nov. 12, 2014.

PURIFOY'S MISCELLANEOUS STATS

	2016-17	2017-18	2018-19	Career
Games with 10+ Pts	17	0	0	17
Games with 20+ Pts	3	0	0	3
Games 5+ 3s	1	0	0	1
Games with 5+ Reb	12	0	0	12
Games with 10+ Reb	1	0	0	1
Games with 5+ Ast	2	0	0	2
Games with 10+ Ast	0	0	0	0
Games with 5+ Blk	0	0	0	0
Games with 5+ Stl	0	0	0	0
Double-Doubles	0	0	0	0

MEASURABLES AND BAM TESTING RESULTS

Wingspan	6'10.5"
Reach	8'8"
Hand	10"
Vertical Jump	28.5"
Approach Vertical	38.5"
3/4 Court Sprint	3.324
Reaction Shuttle	3.226
Lane Agility Drill	11.544
185 lb Bench	11

CAREER HIGHS

Points	27 (2x) last vs. Boston College (12/12/16)
Rebounds	15 at UConn (12/23/16)
Field Goals	9 vs. Coastal Carolina (12/15/16)
Field Goals Att.	14 (2x) last vs. Coastal Carolina (12/15/16)
3-Pt. Field Goals	5 vs. Coastal Carolina (12/15/16)
3-Pt. Field Goals Att.	10 vs. Coastal Carolina (12/15/16)
Free Throws	8 vs. Georgia State (11/14/16)
Free Throws Att.	10 vs. Georgia State (11/14/16)
Assists	9 vs. USC Upstate (11/29/16)
Steals	3 (6x) last at Texas A&M (2/18/17)
Blocks	1 (5x) last vs. Missouri (3/8/17)
Minutes	39 vs. Missouri (3/8/17)

2018-19 PURIFOY GAME-BY-GAME

Opp.	Start	Min.	FG-A	3FG-A	FT-A	O-D-T	PF	A	TO	BLK	STL	PTS
S. Alabama												
Washington												
Miss. Col.												
Xavier												
TBD												
TBD												
St. Peter's												
UNCA												
Dayton												
UAB												
NC State												
Murray St.												
North Fla.												
Ole Miss												
Georgia												
Texas A&M												
Kentucky												
S. Carolina												
Miss. St.												
Missouri												
Alabama												
Florida												
LSU												
Ole Miss												
Vanderbilt												
Arkansas												
Kentucky												
Georgia												
Miss. St.												
Alabama												
Tennessee												

PURIFOY'S CAREER STATISTICS

Year	GP-GS	Min-Avg	FG-FGA	Pct	3FG-A	Pct	FT-FTA	Pct	Off-Def-Tot--Avg	PF-FO	Ast	TO	Blk	Stl	Pts	Avg
2016-17	29-25	831-28.7	97-244	.398	59-160	.369	80-91	.879	28-108-136--4.7	65-0	51	45	5	41	333	11.5
2018-19																
TOTAL	29-25	831-28.7	97-244	.398	59-160	.369	80-91	.879	28-108-136--4.7	65-0	51	45	5	41	333	11.5

4

MALIK DUNBAR

6-6 • 230

Sr. • G/F

North Augusta, S.C.

(College of Central Florida)



MEASURABLES AND BAM TESTING RESULTS

Wingspan	6'9.25"
Reach	8'6"
Hand	9"
Vertical Jump	31.5"
Approach Vertical	38.5"
3/4 Court Sprint	3.221
Reaction Shuttle	3.009
Lane Agility Drill	12.282
185 lb Bench	13

2017-18 (Junior): Averaged 5.4 points, 2.4 rebounds and 0.4 steals per game in 14.1 minutes per game ... played in all 34 games and started 3 ... shot 42% from the floor and 35% from 3-point land ... shot 36% from downtown during SEC action ... averaged 6.9 points and shot 45% from the field during home games ... scored in double figures 3 times ... led the Tigers in steals in 3 games and blocks in 1 contest ... went 23 for 62 from behind the arc in the last 19 games, despite starting the season 4 of 15 ... averaged 10 points and 6.3 rebounds to go along with 48% from the field, including 36% from downtown, as a starter ... buried multiple 3-points 7 times, including 5 during SEC play ... first game as a Tiger was season opener vs. Norfolk State where he scored 7 points in 16 minutes ... racked up 13 points on 6 of 8 shooting against Winthrop ... made first career start and played 25 minutes vs. UAB ... scored 9 points and had 6 rebounds in that game ... went 3 for 3 behind the arc at Murray State ... scored 12 points and had 3 boards vs. UConn ... started at Georgia and scored 7 points to go along with 6 rebounds ... scored a season-high 14 points on 6 of 10 from the floor, including 2 of 5 from downtown, and had 7 rebounds to go along with 2 steals in a start vs. Alabama ... went 4 for 7 from the floor for 11 points in NCAA Tournament action ... named a top-10 JUCO transfer by Jon Rothstein ... Academic Top Tiger.

HIGH SCHOOL AND PERSONAL DATA: Was a South Carolina Class 4A first-team all-state selection as a senior at Spring Valley High School in Columbia in 2014-15 ... son of Trika Mobley ... one of five siblings.

CAREER HIGHS

Points	16 vs. South Alabama (11/6/18)
Rebounds	7 vs. Alabama (2/21/18)
Field Goals	7 vs. South Alabama (11/6/18)
Field Goals Att.	13 vs. UConn (12/23/17)
3-Pt. Field Goals	3 (2x) last vs. UConn (12/23/17)
3-Pt. Field Goals Att.	7 vs. UConn (12/23/17)
Free Throws	3 vs. Indiana State (11/16/17)
Free Throws Att.	4 (2x) last at Georgia (2/10/18)
Assists	2 vs. Winthrop (11/24/17)
Steals	2 (3x) last vs. South Carolina (3/3/18)
Blocks	3 at Murray State (12/19/17)
Minutes	26 at Georgia (2/10/18)

2018-19 DUNBAR GAME-BY-GAME

Opp.	Start	Min.	FG-A	3FG-A	FT-A	O-D-T	PF	A	TO	BLK	STL	PTS
S. Alabama		23	7-11	2-5	0-0	3-2-5	2	0	1	1	0	16
Washington												
Miss. Col.												
Xavier												
TBD												
TBD												
St. Peter's												
UNCA												
Dayton												
UAB												
NC State												
Murray St.												
North Fla.												
Ole Miss												
Georgia												
Texas A&M												
Kentucky												
S. Carolina												
Miss. St.												
Missouri												
Alabama												
Florida												
LSU												
Ole Miss												
Vanderbilt												
Arkansas												
Kentucky												
Georgia												
Miss. St.												
Alabama												
Tennessee												

DUNBAR'S MISCELLANEOUS STATS

	2017-18	2018-19	Career
Games with 10+ Pts	3	1	4
Games with 20+ Pts	0	0	0
Games 5+ 3s	0	0	0
Games with 5+ Reb	5	1	6
Games with 10+ Reb	0	0	0
Games with 5+ Ast	0	0	0
Games with 10+ Ast	0	0	0
Games with 5+ Blk	0	0	0
Games with 5+ Stl	0	0	0
Double-Doubles	0	0	0

DUNBAR'S CAREER STATISTICS

Year	GP-GS	Min-Avg	FG-FGA	Pct	3FG-A	Pct	FT-FTA	Pct	Off-Def-Tot--Avg	PF-FO	Ast	TO	Blk	Stl	Pts	Avg
2017-18	34-3	481-14.1	70-167	.419	27-78	.346	18-31	.581	18-65-83--2.4	65-1	8	27	8	13	185	5.4
2018-19	1-0	23-23.0	7-11	.636	2-5	.400	0-0	.000	3-2-5--5.0	2-0	0	1	1	0	16	16.0
TOTAL	35-3	504-14.4	77-178	.433	29-83	.349	18-31	.581	21-67-88--2.5	67-1	8	28	9	13	201	5.7

10

SAMIR DOUGHTY

6-4 • 195

Jr. • G

Philadelphia, Pa.
(VCU)



MEASURABLES AND BAM TESTING RESULTS

Wingspan	64.5"
Reach	8'3.5"
Hand	8.25"
Vertical Jump	28.5"
Approach Vertical	34"
3/4 Court Sprint	3.305
Reaction Shuttle	3.430
Lane Agility Drill	11.607
185 lb Bench	3

2017-18 (Sophomore): Sat out the season after transferring from VCU on June 27, 2017 ... will have two years of eligibility remaining beginning in the 2018-19 season ... brings experience, versatility and the ability to make his teammates better as a playmaker and slasher ... can play several positions on the floor.

2016-17 (Redshirt Freshman at VCU): Averaged 9.0 points, 3.6 rebounds, 2.1 assists and 0.9 steals in 23.1 minutes per game ... played in 35 games, starting 15 as VCU reached the NCAA Tournament, losing to Saint Mary's in the first round ... was the Rams' fourth-leading scorer ... averaged the most points by a VCU freshman since Shawn Hampton in 1998-99 ... shot 40.9 percent from the floor, 28.4 percent from 3-point range and 76.6 percent from the foul line ... shot 34.5 percent (19-of-55) from 3-point range for the final 21 games of the season since Jan. 4 after opening the year 4-of-26 from behind the arc ... career-high 23 points with nine assists and seven rebounds at Duquesne ... just missed a triple-double with 10 points, 10 assists and eight rebounds vs. Saint Joseph's ... 17 points in the Atlantic 10 Conference Tournament vs. Richmond ... 9 points vs. Saint Mary's in the NCAA Tournament ... went 4-0 as VCU toured Spain from Aug. 12-22 in Madrid, Toledo, Valencia and Barcelona.

2017-18 (Freshman at VCU): Redshirted at VCU ... originally signed with St. John's.

HIGH SCHOOL AND PERSONAL DATA: Averaged 24.9 points, 9.7 rebounds, 4.1 assists and 2.7 steals per game while shooting 59 percent from 2-point range as a senior at Mathematics, Civics & Science Charter in Philadelphia, Pa. ranked as the 35th-best point guard nationally by 247 Sports, including sixth-best in Pennsylvania, as a senior ... three-star recruit.

CAREER HIGHS

Points	23 at Duquesne (1/4/17)
Rebounds	8 (2x) last vs. St. Joseph's (2/14/17)
Field Goals	9 at Duquesne (1/4/17)
Field Goals Att.	15 at Duquesne (1/4/17)
3-Pt. Field Goals	2 (8x) last vs. South Alabama (11/8/18)
3-Pt. Field Goals Att.	6 at George Washington (2/8/17)
Free Throws	7 vs. St. Joseph's (2/14/17)
Free Throws Att.	8 (2x) last vs. St. Joseph's (2/14/17)
Assists	10 vs. St. Joseph's (2/14/17)
Steals	3 (2x) last vs. Richmond (3/11/17)
Blocks	1 (2x) last vs. George Mason (3/10/17)
Minutes	34 at Duquesne (1/4/17)

2018-19 DOUGHTY GAME-BY-GAME

Opp.	Start	Min.	FG-A	3FG-A	FT-A	O-D-T	PF	A	TO	BLK	STL	PTS
S. Alabama *		19	5-7	2-3	2-2	1-0-1	3	1	2	0	0	14
Washington												
Miss. Col.												
Xavier												
TBD												
TBD												
St. Peter's												
UNCA												
Dayton												
UAB												
NC State												
Murray St.												
North Fla.												
Ole Miss												
Georgia												
Texas A&M												
Kentucky												
S. Carolina												
Miss. St.												
Missouri												
Alabama												
Florida												
LSU												
Ole Miss												
Vanderbilt												
Arkansas												
Kentucky												
Georgia												
Miss. St.												
Alabama												
Tennessee												

DOUGHTY'S MISCELLANEOUS STATS

	2016-17	2017-18	2018-19	Career
Games with 10+ Pts	15	0	1	16
Games with 20+ Pts	1	0	0	1
Games 5+ 3s	0	0	0	0
Games with 5+ Reb	9	0	0	9
Games with 10+ Reb	0	0	0	0
Games with 5+ Ast	4	0	0	4
Games with 10+ Ast	1	0	0	1
Games with 5+ Blk	0	0	0	0
Games with 5+ Stl	0	0	0	0
Double-Doubles	1	0	0	1

DOUGHTY'S CAREER STATISTICS

Year	GP-GS	Min-Avg	FG-FGA	Pct	3FG-A	Pct	FT-FTA	Pct	Off-Def-Tot--Avg	PF-FO	Ast	TO	Blk	Stl	Pts	Avg
2016-17*	35-15	809-23.1	103-252	.409	23-81	.284	85-111	.766	29-98-127--3.6	76-3	75	66	2	33	314	9.0
2018-19	1-1	19-19.0	5-7	.714	2-3	.667	2-2	1.000	1-0-1--1.0	3-0	1	2	0	0	14	14.0
TOTAL	36-16	828-23.0	108-259	.417	25-84	.298	87-113	.770	30-98-128--3.6	79-3	76	68	2	33	328	9.1

12

J'VON McCORMICK

6-0 • 175

Jr. • G

New Orleans, La.

(Lee College)



MEASURABLES AND BAM TESTING RESULTS

Vertical Jump	34"
Approach Vertical	41.5"
3/4 Court Spring	3.091
Reaction Shuttle	3.033
Lane Agility Drill	11.252
185 lb Bench	6

2017-18 (Sophomore at Lee): Averaged 18.5 points, 6.4 assists and 5.3 rebounds in 28 games for the Runnin' Rebels ... started all 28 games ... was the third-highest scorer in the Region XIV Athletic Conference ... had 180 assists - the third-most in the region ... also added 44 steals ... knocked down 127 free throws.

2016-17 (Freshman at Lee): Averaged 4.9 points, 2.1 assists and 2.0 rebounds in 31 games for the Runnin' Rebels ... started seven games ... totaled 62 rebounds, including 23 offensive ... racked up 64 assists and contributed 39 steals.

HIGH SCHOOL AND PERSONAL DATA: Known for quickness and ability to create off the bounce ... fast guard to push the tempo and guard opposing team's primary ball-handlers ... scored over 2,000 points for Mayde Creek High School (Texas) ... earned the 2016 19-6A Offensive MVP ... was a member of the all-conference team ... earned the newcomer of the year award as a freshman ... played for coach Darius Barnes Jr. and C.O.G Elite ... also played for coach Tim Schumacher and Houston Hoops ... son of Carol McCormick ... has two brothers, Brad and Troy ... enrolled in the Harbert College of Business.

CAREER HIGHS

Points	5 vs. South Alabama (11/6/18)
Rebounds	2 vs. South Alabama (11/6/18)
Field Goals	2 vs. South Alabama (11/6/18)
Field Goals Att.	5 vs. South Alabama (11/6/18)
3-Pt. Field Goals	1 vs. South Alabama (11/6/18)
3-Pt. Field Goals Att.	2 vs. South Alabama (11/6/18)
Free Throws	-
Free Throws Att.	-
Assists	2 vs. South Alabama (11/6/18)
Steals	2 vs. South Alabama (11/6/18)
Blocks	-
Minutes	17 vs. South Alabama (11/6/18)

2018-19 MCCORMICK GAME-BY-GAME

Opp.	Start	Min.	FG-A	3FG-A	FT-A	O-D-T	PF	A	TO	BLK	STL	PTS
S. Alabama		17	2-5	1-2	0-0	2-0-2	3	2	2	0	2	5
Washington												
Miss. Col.												
Xavier												
TBD												
TBD												
St. Peter's												
UNCA												
Dayton												
UAB												
NC State												
Murray St.												
North Fla.												
Ole Miss												
Georgia												
Texas A&M												
Kentucky												
S. Carolina												
Miss. St.												
Missouri												
Alabama												
Florida												
LSU												
Ole Miss												
Vanderbilt												
Arkansas												
Kentucky												
Georgia												
Miss. St.												
Alabama												
Tennessee												

MCCORMICK'S MISCELLANEOUS STATS

	2018-19	Career
Games with 10+ Pts	0	0
Games with 20+ Pts	0	0
Games 5+ 3s	0	0
Games with 5+ Reb	0	0
Games with 10+ Reb	0	0
Games with 5+ Ast	0	0
Games with 10+ Ast	0	0
Games with 5+ Blk	0	0
Games with 5+ Stl	0	0
Double-Doubles	0	0

MCCORMICK'S CAREER STATISTICS

Year	GP-GS	Min-Avg	FG-FGA	Pct	3FG-A	Pct	FT-FTA	Pct	Off-Def-Tot--Avg	PF-FO	Ast	TO	Blk	Stl	Pts	Avg
2018-19	1-0	17-17.0	2-5	.400	1-2	.500	0-0	.000	2-0-2--2.0	3-0	2	2	0	2	5	5.0
TOTAL	1-0	17-17.0	2-5	.400	1-2	.500	0-0	.000	2-0-2--2.0	3-0	2	2	0	2	5	5.0

20



MYLES PARKER

6-8 • 200

Fr. • F

Madison, Ala.

(Madison Academy)

HIGH SCHOOL AND PERSONAL DATA: Played high school ball at Madison Academy and Hargrave Military Academy ... was a three-time all-state player and was named the region's player of the year ... helped lead the Mustangs to the Class 4A semifinals after back-to-back 3A titles ... averaged 16.9 points, 6.8 rebounds, 2.5 assists and 1.1 steals during 2016-17 season ... selected for the Alabama-Mississippi All-Star Game ... played for Team Thadd and Team Carroll during AAU circuit ... chose Auburn over UNC Asheville, North Alabama, Presbyterian and Campbell ... son of Marlowe and Jennifer Parker ... has two siblings: Markayla and Makiyah Parker ... enrolled in the College of Liberal Arts.

CAREER HIGHS

Points	1 vs. South Alabama (11/6/18)
Rebounds	-
Field Goals	-
Field Goals Att.	2 vs. South Alabama (11/6/18)
3-Pt. Field Goals	-
3-Pt. Field Goals Att.	1 vs. South Alabama (11/6/18)
Free Throws	1 vs. South Alabama (11/6/18)
Free Throws Att.	2 vs. South Alabama (11/6/18)
Assists	-
Steals	-
Blocks	-
Minutes	4 vs. South Alabama (11/6/18)

2018-19 PARKER GAME-BY-GAME

Opp.	Start	Min.	FG-A	3FG-A	FT-A	O-D-T	PF	A	TO	BLK	STL	PTS
S. Alabama		4	0-2	0-1	1-2	0-0-0	0	0	0	0	0	1
Washington												
Miss. Col.												
Xavier												
TBD												
TBD												
St. Peter's												
UNCA												
Dayton												
UAB												
NC State												
Murray St.												
North Fla.												
Ole Miss												
Georgia												
Texas A&M												
Kentucky												
S. Carolina												
Miss. St.												
Missouri												
Alabama												
Florida												
LSU												
Ole Miss												
Vanderbilt												
Arkansas												
Kentucky												
Georgia												
Miss. St.												
Alabama												
Tennessee												


PARKER'S MISCELLANEOUS STATS

	2018-19	Career
Games with 10+ Pts	0	0
Games with 20+ Pts	0	0
Games 5+ 3s	0	0
Games with 5+ Reb	0	0
Games with 10+ Reb	0	0
Games with 5+ Ast	0	0
Games with 10+ Ast	0	0
Games with 5+ Blk	0	0
Games with 5+ Stl	0	0
Double-Doubles	0	0

PARKER'S CAREER STATISTICS

Year	GP-GS	Min-Avg	FG-FGA	Pct	3FG-A	Pct	FT-FTA	Pct	Off-Def-Tot--Avg	PF-FO	Ast	TO	Blk	Stl	Pts	Avg
2018-19	1-0	4-4.0	0-2	.000	0-1	.000	1-2	.500	0-0-0--0.0	0-0	0	0	0	0	1	1.0
TOTAL	1-0	4-4.0	0-2	.000	0-1	.000	1-2	.500	0-0-0--0.0	0-0	0	0	0	0	1	1.0

22



WILL MACOY

6-4 • 200

Jr. • G

Birmingham, Ala.
(Vestavia Hills HS)

2017-18 (Sophomore): Averaged 0.2 points and 0.3 rebounds per game in 1.7 minutes per game off the bench ... appeared in 10 games ... grabbed first rebound of the season vs. Indiana State ... scored first point of the campaign on a free throw against UConn ... played a season-high 4 minutes vs. Cornell ... made 4 appearances on the court during SEC play, including a span of 3 straight games vs. Georgia, Missouri and LSU ... buried a free throw and pulled down a rebound in 2 minutes against LSU ... made 2 postseason appearances, including 2 minutes in the NCAA Tournament vs. Clemson ... Academic Top Tiger.

HIGH SCHOOL AND PERSONAL DATA: Three-year letterman in basketball at Vestavia Hills High School under coach George Hatchett ... two-time All-Over the Mountain team ... team captain as a senior in 2015-16 ... 2015 Birmingham Fall League MVP, scoring a league record 50 points in the championship game en route to winning the title ... Birmingham Tip-Off Club player of the week in March 2016 ... two-time state champion in the javelin ... Wendy's Heisman School winner and state finalist in 2015 ... in the National Honor Society, Student Government Association and the Relay for Life committee ... full name is Will Macoy ... son of Coy and Adrienne Macoy ... his father ran cross country and track at Georgia Tech while his mother ran cross country and track at UAB ... older brother, Mac, is a junior at Florida in 2016-17 who runs cross country and track ... younger brother, Hollis, a sophomore on the Vestavia Hills basketball team ... studying in Ginn College of Engineering.

CAREER HIGHS

Points	8 vs. Coastal Carolina (12/15/16)
Rebounds	1 (3x) last vs. Cornell (12/30/17)
Field Goals	3 vs. Coastal Carolina (12/15/16)
Field Goals Att.	5 vs. Coastal Carolina (12/15/16)
3-Pt. Field Goals	2 vs. Coastal Carolina (12/15/16)
3-Pt. Field Goals Att.	4 vs. Coastal Carolina (12/15/16)
Free Throws	1 (2x) last vs. LSU (1/27/18)
Free Throws Att.	2 (2x) last vs. LSU (1/27/18)
Assists	-
Steals	1 (2x) last vs. South Alabama (11/6/18)
Blocks	-
Minutes	5 vs. Coastal Carolina (12/15/16)

2018-19 MACOY GAME-BY-GAME

Opp.	Start	Min.	FG-A	3FG-A	FT-A	O-D-T	PF	A	TO	BLK	STL	PTS
S. Alabama		2	0-0	0-0	0-0	0-0-0	0	0	0	0	1	0
Washington												
Miss. Col.												
Xavier												
TBD												
TBD												
St. Peter's												
UNCA												
Dayton												
UAB												
NC State												
Murray St.												
North Fla.												
Ole Miss												
Georgia												
Texas A&M												
Kentucky												
S. Carolina												
Miss. St.												
Missouri												
Alabama												
Florida												
LSU												
Ole Miss												
Vanderbilt												
Arkansas												
Kentucky												
Georgia												
Miss. St.												
Alabama												
Tennessee												

MACOY'S MISCELLANEOUS STATS

	2016-17	2017-18	2018-19	Career
Games with 10+ Pts	0	0	0	0
Games with 20+ Pts	0	0	0	0
Games 5+ 3s	0	0	0	0
Games with 5+ Reb	0	0	0	0
Games with 10+ Reb	0	0	0	0
Games with 5+ Ast	0	0	0	0
Games with 10+ Ast	0	0	0	0
Games with 5+ Blk	0	0	0	0
Games with 5+ Stl	0	0	0	0
Double-Doubles	0	0	0	0

MACOY'S CAREER STATISTICS

Year	GP-GS	Min-Avg	FG-FGA	Pct	3FG-A	Pct	FT-FTA	Pct	Off-Def-Tot--Avg	PF-FO	Ast	TO	Blk	Stl	Pts	Avg
2016-17	4-0	7-1.8	3-6	.500	2-5	.400	0-0	.000	0-1-1--0.3	0-0	0	0	0	1	8	2.0
2017-18	10-0	17-1.7	0-5	.000	0-3	.000	2-4	.500	1-2-3--0.3	2-0	0	0	0	0	2	0.2
2018-19	1-0	2-2.0	0-0	.000	0-0	.000	0-0	.000	0-0-0--0.0	0-0	0	0	0	1	0	0.0
TOTAL	15-0	26-1.7	3-11	.273	2-8	.250	2-4	.500	1-3-4--0.3	2-0	0	0	0	2	10	0.7

24



ANFERNEE McLEMORE

6-7 • 220

Jr. • F

Warwick, Ga.

(Worth County HS)

2017-18 (Sophomore): Named to the SEC All-Defensive Team ... averaged 7.4 points, 5.3 rebounds, 2.7 blocks, 0.7 steals and 0.5 assists per game in 19.4 minutes per game ... led the SEC and ranked 12th in the country with 2.7 blocks per tilt ... totaled 73 blocks, which tied for 5th in single-season program history and was the most by a player since 2002-03 ... moved into top 10 in career swats in the Auburn record books ... produced the most blocks by any player in the country to play in less than 30 games ... despite not playing for the final month of the season, he finished third in the SEC in total rejections, just 5 behind the leader ... paced the Tigers to set a program record with 180 blocks, the most in a season all-time ... tied for team lead with 3 double-doubles ... had 9 games in double figures and 4 games of 10+ rebounds ... hit a 3-pointer in 12 games after making only 1 in his career prior to the season ... knocked in multiple 3s in 4 games ... shot over 44% from behind the arc in league contests ... team was 7-2 when he scored in double figures and 4-0 when he pulled down double-digit rebounds ... had 14 blocks in the first 4 games of the season and averaged 10 points and 5 rebounds in that span ... matched a career-best with 19 points to go along with 7 rebounds and 5 blocks while going 7-of-11 from the floor vs. Temple ... racked up a pair of double-doubles over a span of 3 games ... first double-double was 12 points and 13 rebounds at Dayton, while the second came against Gardner-Webb where he poured in 17 points and 11 rebounds ... also shot a career-best 4-for-4 from 3-point land vs. Gardner-Webb ... was inserted into starting lineup against George Mason and started the rest of his games played ... was a perfect 5-of-5 for 13 points and 9 rebounds vs. Ole Miss ... set top career mark with 6 blocks against Gardner-Webb and at Missouri ... tallied a double-double with 13 points and 11 rebounds vs. Kentucky ... suffered season-ending injury at South Carolina and missed the final 7 games ... Academic Top Tiger ... member of the prestigious Southeastern Conference Men's Basketball Leadership Council.

HIGH SCHOOL AND PERSONAL DATA: Rated as a four-star prospect by ESPN ... rated as a 3-star by 247Sports, Rivals and Scout ... averaged 15.6 points, 11.2 rebounds and 6.9 blocks per game for Worth County as a senior in 2015-16 under coach Connie Mays ... three-time selection to the Albany Herald's Super Six as a sophomore, junior and senior ... the Rams finished in a three-way tie for first in the Georgia High School Region 14A standings ... averaged 19 points, 11.8 rebounds and 6.4 blocks per game for Worth County as a junior in 2014-15, recording several triple-doubles ... two-time All-Area selection by the Albany Herald ... started for the Rams each of his four years in high school ... Georgia Class 4A Sophomore of the Year by Hoopseen ... had a 4.0 GPA in advanced classes and was accepted by the Massachusetts Institute of Technology ... scored a 1670 on his SAT ... had considered Yale, Brown, Oregon State, Stanford and Georgia Tech ... son of Cinderella Lewis and Feron McLemore ... studying in Harbert College of Business ... signed national letter of intent on Nov. 11, 2015.

McLEMORE'S MISCELLANEOUS STATS

	2016-17	2017-18	2018-19	Career
Games with 10+ Pts	4	9	1	14
Games with 20+ Pts	0	0	0	0
Games 5+ 3s	0	0	0	0
Games with 5+ Reb	16	14	1	31
Games with 10+ Reb	1	4	0	5
Games with 5+ Ast	0	0	0	0
Games with 10+ Ast	0	0	0	0
Games with 5+ Blk	0	6	0	6
Games with 5+ Stl	0	0	0	0
Double-Doubles	0	3	0	3

MEASURABLES AND BAM TESTING RESULTS

Wingspan	7'0"
Reach	8'8.5"
Hand	10"
Vertical Jump	34.5"
Approach Vertical	42"
3/4 Court Sprint	3.230
Reaction Shuttle	2.933
Lane Agility Drill	10.786
185 lb Bench	17

CAREER HIGHS

Points	19 (2x) last vs. Temple (11/17/17)
Rebounds	13 at Dayton (11/29/17)
Field Goals	8 vs. Florida (2/14/17)
Field Goals Att.	11 vs. Temple (11/17/17)
3-Pt. Field Goals	4 vs. Gardner-Webb (12/6/17)
3-Pt. Field Goals Att.	4 (2x) last at Ole Miss (1/30/18)
Free Throws	7 at LSU (2/21/17)
Free Throws Att.	8 at LSU (2/21/17)
Assists	2 (3x) last vs. Gardner-Webb (12/6/17)
Steals	3 (3x) last vs. Cornell (12/30/17)
Blocks	6 (2x) last at Missouri (1/24/18)
Minutes	30 vs. Kentucky (2/14/18)

2018-19 McLEMORE GAME-BY-GAME

Opp.	Start	Min.	FG-A	3FG-A	FT-A	O-D-T	PF	A	TO	BLK	STL	PTS
S. Alabama *		21	5-7	0-2	1-3	3-5-8	4	1	1	3	0	11
Washington												
Miss. Col.												
Xavier												
TBD												
TBD												
St. Peter's												
UNCA												
Dayton												
UAB												
NC State												
Murray St.												
North Fla.												
Ole Miss												
Georgia												
Texas A&M												
Kentucky												
S. Carolina												
Miss. St.												
Missouri												
Alabama												
Florida												
LSU												
Ole Miss												
Vanderbilt												
Arkansas												
Kentucky												
Georgia												
Miss. St.												
Alabama												
Tennessee												

McLEMORE'S CAREER STATISTICS

Year	GP-GS	Min-Avg	FG-FGA	Pct	3FG-A	Pct	FT-FTA	Pct	Off-Def-Tot--Avg	PF-FO	Ast	TO	Blk	Stl	Pts	Avg
2016-17	32-1	483-15.1	69-101	.683	1-1	1.000	35-58	.603	54-89-143--4.5	76-0	5	28	37	13	174	5.4
2017-18	27-21	525-19.4	74-139	.532	18-46	.391	35-48	.729	49-93-142--5.3	70-1	14	24	73	20	201	7.4
2018-19	1-1	21-21.0	5-7	.714	0-2	.000	1-3	.333	3-5-8--8.0	4-0	1	1	3	0	11	11.0
TOTAL	60-23	1029-17.2	148-247	.599	19-49	.388	71-109	.651	106-187-293--4.9	150-1	20	53	113	33	386	6.4

41


COLE BLACKSTOCK

6-9 • 220

Sr. • F

Killen, Ala.

(Brooks HS)



2017-18 (Junior): Averaged 0.3 points, 0.3 rebounds and 0.1 blocks per game in 1.5 minutes per game off the bench ... was a perfect 4-for-4 from the charity stripe ... first action of the season came in the season opener against Norfolk State where he pulled down a rebound in 2 minutes of action ... buried a pair of free throws in 3 minutes vs. Cornell ... logged 5 appearances in SEC play, including the final 3 games of the regular season ... knocked down 2 shots from the charity stripe and grabbed a rebound vs. LSU ... made 2 appearances in postseason play, including in the NCAA Tournament against Clemson.

HIGH SCHOOL AND PERSONAL DATA: Four-year letterman in basketball ... averaged 17 points, and 8 rebounds per game as a senior at Brooks High School under coach Brian Wright ... played four games as a junior before season-ending injury ... averaged 8 points and 4.5 rebounds per game as a sophomore ... full name is Cole Edward Blackstock ... son of Eric Blackstock and Kristi Blackstock ... has two sisters, Jessi and Erica ... studying in Ginn College of Engineering.

CAREER HIGHS

Points	3 vs. Vanderbilt (2/13/16)
Rebounds	2 vs. Coastal Carolina (12/15/16)
Field Goals	1 vs. Vanderbilt (2/13/16)
Field Goals Att.	1 vs. Vanderbilt (2/13/16)
3-Pt. Field Goals	-
3-Pt. Field Goals Att.	-
Free Throws	2 (3x) last vs. LSU (1/27/18)
Free Throws Att.	2 (3x) last vs. LSU (1/27/18)
Assists	-
Steals	-
Blocks	1 vs. Cornell (12/30/17)
Minutes	3 (4x) last vs. Cornell (12/30/17)

2018-19 BLACKSTOCK GAME-BY-GAME

Opp.	Start	Min.	FG-A	3FG-A	FT-A	O-D-T	PF	A	TO	BLK	STL	PTS
S. Alabama		2	0-0	0-0	0-0	0-0-0	1	0	0	0	0	0
Washington												
Miss. Col.												
Xavier												
TBD												
TBD												
St. Peter's												
UNCA												
Dayton												
UAB												
NC State												
Murray St.												
North Fla.												
Ole Miss												
Georgia												
Texas A&M												
Kentucky												
S. Carolina												
Miss. St.												
Missouri												
Alabama												
Florida												
LSU												
Ole Miss												
Vanderbilt												
Arkansas												
Kentucky												
Georgia												
Miss. St.												
Alabama												
Tennessee												

BLACKSTOCK'S MISCELLANEOUS STATS

	2015-16	2016-17	2017-18	2018-19	Career
Games with 10+ Pts	0	0	0	0	0
Games with 20+ Pts	0	0	0	0	0
Games 5+ 3s	0	0	0	0	0
Games with 5+ Reb	0	0	0	0	0
Games with 10+ Reb	0	0	0	0	0
Games with 5+ Ast	0	0	0	0	0
Games with 10+ Ast	0	0	0	0	0
Games with 5+ Blk	0	0	0	0	0
Games with 5+ Stl	0	0	0	0	0
Double-Doubles	0	0	0	0	0

BLACKSTOCK'S CAREER STATISTICS

Year	GP-GS	Min-Avg	FG-FGA	Pct	3FG-A	Pct	FT-FTA	Pct	Off-Def-Tot--Avg	PF-FO	Ast	TO	Blk	Stl	Pts	Avg
2015-16	5-0	9-1.8	1-1	1.000	0-0	.000	3-3	1.000	0-0-0--0.0	2-0	0	0	0	0	5	1.0
2016-17	3-0	4-1.3	0-0	.000	0-0	.000	0-0	.000	0-2-2--0.7	2-0	0	0	0	0	0	0.0
2017-18	13-0	19-1.5	0-0	.000	0-0	.000	4-4	1.000	0-4-4--0.3	5-0	0	0	1	0	4	0.3
2018-19	1-0	2-2.0	0-0	.000	0-0	.000	0-0	.000	0-0-0--0.0	1-0	0	0	0	0	0	0.0
TOTAL	22-0	34-1.5	1-1	1.000	0-0	.000	7-7	1.000	0-6-6--0.3	10-0	0	0	1	0	9	0.4

50


AUSTIN WILEY

6-11 • 260

Jr. • C

Hoover, Ala.

(Calusa Prep)



2017-18 (Sophomore): Tapped to the Kareem Abdul-Jabbar Watch List ... did not see any game action ... declared for the NBA Draft without the intention of hiring an agent on April 10.

2017 USA U19 WORLD CUP TEAM: Selected and named the team captain for the 12-member USA Basketball U19 World Cup Team to play in the FIBA World Cup in Cairo, Egypt, July 1-9, 2017 ... only American and one of seven players to average a double-double in the tournament with 10.3 points and 10.9 rebounds in only 19.9 minutes per game as the United States won the bronze medal, finishing 6-1 ... shot 50 percent from the field ... started all seven games ... his 40-minute per game average would be 20.5 points and 21.7 rebounds ... had three double-doubles and a rebound shy of four double-doubles in seven games ... 19 points and 10 rebounds to lead USA to an 81-59 victory over Germany in the quarterfinals ... 16 points and a game-high 16 rebounds in a 109-68 victory over Angola ... 13 points and a game-high 17 rebounds in 29:41 in a 99-87 upset loss to Canada in the semifinals ... 9 points and a game-high 14 rebounds in 21:37 vs. Italy to finish Group D play 3-0 ... 8 points and 8 rebounds and a block in 20 minutes in the 96-72 bronze medal win over Spain ... scored 15 points in the USA's 89-66 victory over Lithuania in a friendly on June 28, a day after making the 6,900-mile trip from Colorado Springs, Colo., to Washington, D.C. to Germany to Cairo.

HIGH SCHOOL AND PERSONAL DATA: Ranked 13th nationally by Scout, 16th by Rivals and 17th by 247Sports ... played on Team USA's gold medal winner at the FIBA Men's U17 World Championship in Zaragoza, Spain in summer of 2016 ... consensus five-star selection ... three-time all-state selection at Spain Park High School in Hoover, Ala. ... averaged 22 points and 12 rebounds as a junior in 2014-15 leading Spain Park to a 24-6 record and the Class 7A state finals under coach Donnie Quinn ... was named the Alabama Sports Writers Association Class 7A Player of the Year as a junior, averaging 27.1 points, 12.1 rebounds and 2.9 blocks ... selected to the ASWA Class 7A All-State first-team and to the AL.com Class 7A Super All-State first-team ... MVP of the Alabama North-South game in August 2016 ... averaged 19 points and 12 rebounds as a sophomore at Spain Park where he was named AL.com Birmingham Player of the Year Award ... selected to the ASWA Class 7A All-State first-team and AL.com Class 7A Super All-State first-team ... averaged 15 points and 10 rebounds as a freshman ... named an honorable mention ASWA Class 6A All-State selection as a freshman ... full name is Austin Jermaine Wiley ... son of former Auburn players, All-American & 1992 USA Olympian Vickie Orr and Aubrey Wiley, who led the SEC in rebounding in 1993-94 ... Vickie helped lead Auburn to two-straight NCAA Championship games in 1988 and 1989 and was inducted into the Alabama Sports Hall of Fame in 2013 ... studying in the College of Education ... signed national letter of intent on Nov. 9, 2016.

WILEY'S MISCELLANEOUS STATS

	2016-17	2017-18	2018-19	Career
Games with 10+ Pts	8	0	0	8
Games with 20+ Pts	1	0	0	1
Games 5+ 3s	0	0	0	0
Games with 5+ Reb	10	0	0	10
Games with 10+ Reb	1	0	0	1
Games with 5+ Ast	0	0	0	0
Games with 10+ Ast	0	0	0	0
Games with 5+ Blk	0	0	0	0
Games with 5+ Stl	0	0	0	0
Double-Doubles	1	0	0	1

MEASURABLES AND BAM TESTING RESULTS

Wingspan	7'5"
Reach	9'4"
Hand	11"
Vertical Jump	27.5"
Approach Vertical	32.5"
3/4 Court Sprint	3.337
Reaction Shuttle	3.036
Lane Agility Drill	12.663
185 lb Bench	16

CAREER HIGHS

Points	25 at TCU (1/28/17)
Rebounds	11 at South Carolina (1/24/17)
Field Goals	11 at TCU (1/28/17)
Field Goals Att.	13 at TCU (1/28/17)
3-Pt. Field Goals	-
3-Pt. Field Goals Att.	-
Free Throws	11 vs. Alabama (1/21/17)
Free Throws Att.	18 vs. Alabama (1/21/17)
Assists	1 (5x) last at Georgia (3/1/17)
Steals	1 (5x) last at LSU (2/21/17)
Blocks	4 (3x) last at Georgia (3/1/17)
Minutes	26 at Georgia (3/1/17)

2018-19 WILEY GAME-BY-GAME

Opp.	Start	Min.	FG-A	3FG-A	FT-A	O-D-T	PF	A	TO	BLK	STL	PTS
S. Alabama	-	dnp-										
Washington												
Miss. Col.												
Xavier												
TBD												
TBD												
St. Peter's												
UNCA												
Dayton												
UAB												
NC State												
Murray St.												
North Fla.												
Ole Miss												
Georgia												
Texas A&M												
Kentucky												
S. Carolina												
Miss. St.												
Missouri												
Alabama												
Florida												
LSU												
Ole Miss												
Vanderbilt												
Arkansas												
Kentucky												
Georgia												
Miss. St.												
Alabama												
Tennessee												

WILEY'S CAREER STATISTICS

Year	GP-GS	Min-Avg	FG-FGA	Pct	3FG-A	Pct	FT-FTA	Pct	Off-Def-Tot--Avg	PF-FO	Ast	TO	Blk	Stl	Pts	Avg
2016-17	23-22	415-18.0	73-125	.584	0-0	.000	56-114	.491	52-56-108--4.7	59-1	5	41	31	5	202	8.8
2018-19																
TOTAL	23-22	415-18.0	73-125	.584	0-0	.000	56-114	.491	52-56-108--4.7	59-1	5	41	31	5	202	8.8

LAST GAME



Official Basketball Box Score -- Game Totals -- Final Statistics
 South Alabama vs Auburn
 11/06/18 8:00 pm at Auburn, Ala. (Auburn Arena)



South Alabama 58 • 0-1

#	Player		Total			3-Ptr			Rebounds			PF	TP	A	TO	Blk	Stl	Min
			FG-FGA	FG-FGA	FT-FTA	FG-FGA	FG-FGA	FT-FTA	Off	Def	Tot							
12	Kelly, RJ	f	0-3	0-1	0-0	0	0	0	2	0	1	2	1	0			27	
33	Ajayi, Josh	f	3-4	1-1	3-4	0	4	4	4	10	1	3	1	0			22	
42	Mitchell, Trhae	f	1-5	1-1	4-6	0	2	2	1	7	1	3	3	1			31	
01	McGee, Herb	g	0-4	0-2	1-2	0	5	5	3	1	3	5	0	1			31	
14	Sikes, Rodrick	g	8-18	5-12	4-4	0	1	1	2	25	0	0	0	2			29	
03	Morris, Kevin		3-4	0-0	3-4	3	2	5	3	9	0	4	0	0			17	
25	Andrews, Jordan		1-4	0-3	2-2	1	3	4	1	4	2	2	0	0			25	
30	Dial, Abdul		1-3	0-2	0-0	1	1	2	0	2	0	0	0	0			5	
50	Pettway, John		0-1	0-0	0-0	1	0	1	1	0	1	3	0	0			13	
Team						2	1	3										
Totals			17-46	7-22	17-22	8	19	27	17	58	9	22	5	4			200	

FG % 1st Half: 10-24 41.7%
 3FG % 1st Half: 5-13 38.5%
 FT % 1st Half: 8-12 66.7%

2nd half: 7-22 31.8%
 2nd half: 2-9 22.2%
 2nd half: 9-10 90.0%

Game: 17-46 37.0%
 Game: 7-22 31.8%
 Game: 17-22 77.3%

Deadball
 Rebounds
 2

Auburn 101 • 1-0

#	Player		Total			3-Ptr			Rebounds			PF	TP	A	TO	Blk	Stl	Min
			FG-FGA	FG-FGA	FT-FTA	FG-FGA	FG-FGA	FT-FTA	Off	Def	Tot							
05	OKEKE, Chuma	f	7-11	3-5	3-3	6	3	9	1	20	5	5	3	3			30	
24	MCLEMORE, Anfernee	f	5-7	0-2	1-3	3	5	8	4	11	1	1	3	0			21	
01	HARPER, Jared	g	7-13	6-10	0-0	0	5	5	2	20	13	1	0	2			30	
02	BROWN, Bryce	g	4-12	4-9	0-1	1	2	3	3	12	1	1	1	0			27	
10	DOUGHTY, Samir	g	5-7	2-3	2-2	1	0	1	3	14	1	2	0	0			19	
00	SPENCER, Horace		1-3	0-1	0-3	1	4	5	1	2	1	0	0	1			18	
04	DUNBAR, Malik		7-11	2-5	0-0	3	2	5	2	16	0	1	1	0			23	
12	MCCORMICK, J'Von		2-5	1-2	0-0	2	0	2	3	5	2	2	0	2			17	
14	COOK, Preston		0-1	0-0	0-0	1	0	1	1	0	0	0	0	0			2	
20	PARKER, Myles		0-2	0-1	1-2	0	0	0	0	1	0	0	0	0			4	
21	WILLIAMS, Devontae		0-0	0-0	0-0	0	0	0	0	0	0	0	0	0			1	
22	MACOY, Will		0-0	0-0	0-0	0	0	0	0	0	0	0	0	1			2	
33	MAASDORP, Chase		0-1	0-0	0-0	0	0	0	0	0	0	0	0	0			2	
41	BLACKSTOCK, Cole		0-0	0-0	0-0	0	0	0	1	0	0	0	0	0			2	
54	COLLIER, Thomas		0-1	0-0	0-0	1	0	1	0	0	0	0	0	0			2	
Team						0	2	2										
Totals			38-74	18-38	7-14	19	23	42	21	101	24	13	8	9			200	

FG % 1st Half: 19-32 59.4%
 3FG % 1st Half: 12-17 70.6%
 FT % 1st Half: 2-5 40.0%

2nd half: 19-42 45.2%
 2nd half: 6-21 28.6%
 2nd half: 5-9 55.6%

Game: 38-74 51.4%
 Game: 18-38 47.4%
 Game: 7-14 50.0%

Deadball
 Rebounds
 5,1

Officials: Steven Anderson, Tim Gattis, Erroll Lewis
 Technical fouls: South Alabama-None. Auburn-None.
 Attendance: 7754

Score by periods	1st	2nd	Total
South Alabama	33	25	58
Auburn	52	49	101

SEASON STATS



Auburn Basketball
 Auburn Combined Team Statistics (as of Nov 07, 2018)
 All games



RECORD:	OVERALL	HOME	AWAY	NEUTRAL
ALL GAMES	1-0	1-0	0-0	0-0
CONFERENCE	0-0	0-0	0-0	0-0
NON-CONFERENCE	1-0	1-0	0-0	0-0

#	Player	gp-gs	min	avg	Total		3-Point		F-Throw		Rebounds				pf	dq	a	to	blk	stl	pts	avg	
					fg-fga	fg%	3fg-fga	3fg%	ft-fa	ft%	off	def	tot	avg									
01	HARPER, Jared	1-1	30	30.0	7-13	.538	6-10	.600	0-0	.000	0	5	5	5.0	2	0	13	1	0	2	20	20.0	
05	OKEKE, Chuma	1-1	30	30.0	7-11	.636	3-5	.600	3-3	1.000	6	3	9	9.0	1	0	5	5	3	3	20	20.0	
04	DUNBAR, Malik	1-0	23	23.0	7-11	.636	2-5	.400	0-0	.000	3	2	5	5.0	2	0	0	1	1	0	16	16.0	
10	DOUGHTY, Samir	1-1	19	19.0	5-7	.714	2-3	.667	2-2	1.000	1	0	1	1.0	3	0	1	2	0	0	14	14.0	
02	BROWN, Bryce	1-1	27	27.0	4-12	.333	4-9	.444	0-1	.000	1	2	3	3.0	3	0	1	1	1	0	12	12.0	
24	MCLEMORE, Anfernee	1-1	21	21.0	5-7	.714	0-2	.000	1-3	.333	3	5	8	8.0	4	0	1	1	3	0	11	11.0	
12	MCCORMICK, J'Von	1-0	17	17.0	2-5	.400	1-2	.500	0-0	.000	2	0	2	2.0	3	0	2	2	0	2	5	5.0	
00	SPENCER, Horace	1-0	18	18.0	1-3	.333	0-1	.000	0-3	.000	1	4	5	5.0	1	0	1	0	0	1	2	2.0	
20	PARKER, Myles	1-0	4	4.0	0-2	.000	0-1	.000	1-2	.500	0	0	0	0.0	0	0	0	0	0	0	1	1.0	
21	WILLIAMS, Devontae	1-0	1	1.0	0-0	.000	0-0	.000	0-0	.000	0	0	0	0.0	0	0	0	0	0	0	0	0.0	
22	MACOY, Will	1-0	2	2.0	0-0	.000	0-0	.000	0-0	.000	0	0	0	0.0	0	0	0	0	0	1	0	0.0	
14	COOK, Preston	1-0	2	2.0	0-1	.000	0-0	.000	0-0	.000	1	0	1	1.0	1	0	0	0	0	0	0	0.0	
33	MAASDORP, Chase	1-0	2	2.0	0-1	.000	0-0	.000	0-0	.000	0	0	0	0.0	0	0	0	0	0	0	0	0.0	
41	BLACKSTOCK, Cole	1-0	2	2.0	0-0	.000	0-0	.000	0-0	.000	0	0	0	0.0	1	0	0	0	0	0	0	0.0	
54	COLLIER, Thomas	1-0	2	2.0	0-1	.000	0-0	.000	0-0	.000	1	0	1	1.0	0	0	0	0	0	0	0	0.0	
Team											0	2	2										
Total.....		1	200		38-74	.514	18-38	.474	7-14	.500	19	23	42	42.0	21	0	24	13	8	9	101	101.0	
Opponents.....		1	200		17-46	.370	7-22	.318	17-22	.773	8	19	27	27.0	17	-	9	22	5	4	58	58.0	

TEAM STATISTICS	AU	OPP	Date	Opponent	Score	Att.
SCORING	101	58	11/06/18	SOUTH ALABAMA	w 101-58	7754
Points per game	101.0	58.0	* - Conference game			
Scoring margin	+43.0	-				
FIELD GOALS-ATT	38-74	17-46				
Field goal pct	.514	.370				
3 POINT FG-ATT	18-38	7-22				
3-point FG pct	.474	.318				
3-pt FG made per game	18.0	7.0				
FREE THROWS-ATT	7-14	17-22				
Free throw pct	.500	.773				
F-Throws made per game	7.0	17.0				
REBOUNDS	42	27				
Rebounds per game	42.0	27.0				
Rebounding margin	+15.0	-				
ASSISTS	24	9				
Assists per game	24.0	9.0				
TURNOVERS	13	22				
Turnovers per game	13.0	22.0				
Turnover margin	+9.0	-				
Assist/turnover ratio	1.8	0.4				
STEALS	9	4				
Steals per game	9.0	4.0				
BLOCKS	8	5				
Blocks per game	8.0	5.0				
ATTENDANCE	7754	0				
Home games-Avg/Game	1-7754	0-0				
Neutral site-Avg/Game	-	0-0				

Score by Periods	1st	2nd	Totals
Auburn	52	49	101
Opponents	33	25	58