



2018-19 AUBURN WOMEN'S BASKETBALL

AUBURN ATHLETICS COMMUNICATIONS: 392 SOUTH DONAHUE DRIVE || AUBURN, AL 36830 || AUBURNTIGERS.COM || @AUBURNWBB

2018-19 SCHEDULE/RESULTS

0-0, 0-0 SEC

DATE	OPPONENT	TIME/TV/RESULT
Nov. 6	GRAMBLING STATE	+ 5:30 pm
Nov. 9	1-NICHOLLS STATE	+ 6 pm
Nov. 11	1-at New Mexico/vs. Texas St.	TBD
Nov. 13/15	1-TBD	TBD
Nov. 18	1-WNIT Championship	CBSSN TBD
Nov. 25	LOUISIANA-LAFAYETTE	+ 2 pm
Nov. 28	at Xavier (La.)	6 pm
Dec. 2	2-OKLAHOMA	SECN 3 pm
Dec. 6	at St. Joseph's	ESPN+ 6 pm
Dec. 16	SAMFORD	+ 2 pm
Dec. 18	3-vs. Coastal Carolina	7:30 pm
Dec. 20	3-vs. North Carolina	5:30 pm
Dec. 22	at Elon	1 pm
Dec. 29	ALABAMA STATE	+ Noon
Jan. 3	*TENNESSEE	+ 6 pm
Jan. 6	*at Florida	SECN Noon
Jan. 10	*at Alabama	+ 7 pm
Jan. 14	*MISSISSIPPI STATE	SECN 6 pm
Jan. 17	*at Vanderbilt	+ 7 pm
Jan. 24	*TEXAS A&M	SECN 7:30 pm
Jan. 27	*at Missouri	+ 2 pm
Jan. 31	*at Ole Miss	+ 7 pm
Feb. 3	*GEORGIA	SECN 2 pm
Feb. 7	*KENTUCKY	+ 6 pm
Feb. 10	*at Arkansas	SECN 1 pm
Feb. 14	*at Tennessee	+ 6 pm
Feb. 17	*ALABAMA	SECN 3 pm
Feb. 24	*MISSOURI	+ 2 pm
Feb. 28	*SOUTH CAROLINA	+ 6 pm
Mar. 3	*at LSU	+ 2 pm
Mar. 6-10	SEC Tournament	Greenville
Mar. 22-25	NCAA First Round	TBD
M29-A1	NCAA Regionals	TBD
Apr. 5-7	Women's Final Four	Tampa

All times Central. Home Games in **BOLD CAPS**.
 1 - Preseason WNIT (Campus sites)
 2 - SEC/Big 12 Challenge
 3 - Carolinas Challenge (Myrtle Beach, S.C.)
 + = SEC Network+ / ESPN3.com

AUBURN ATHLETICS COMMUNICATIONS

KIRK SAMPSON Associate AD
 kirk@auburn.edu
 WES TODD Assistant Director/WBB Contact
 wlt0006@auburn.edu
 C: 334-750-5682

Web.....AuburnTigers.com
 Twitter.....@AuburnWBB
 Facebook...../AuburnWBB
 Instagram.....@AuburnWBB
 Office Phone.....(334) 844-9800



GAME

1

Grambling State (0-0)

Tuesday, Nov. 6, 2018 • 5:30 p.m. CT
Season Opener



Site Auburn, Ala.
 Venue Auburn Arena (9,121)
 TV SEC Network +
 Radio WTGZ 93.9 FM (Andy Burcham, Larry DiChiara)
 Audio Webcast AuburnTigers.com
 Live Stats auburn.statbroadcast.com
 Twitter @AuburnWBB
 Series Record Auburn leads 2-0
 in Auburn Auburn leads 2-0
 Last Meeting Auburn 92, Grambling 42 (Nov. 17, 2014, in Auburn)

GAMEDAY BREAKDOWN


AUBURN TIGERS

Rankings..... AP: NR | Coaches: NR
 2018-19 Record 0-0
 SEC 0-0
 Home 0-0
 Away 0-0
 Neutral 0-0
 Streak N/A
 Head Coach Terri Williams-Flournoy
 Record at AU (Yrs.) 102-91 (7th)
 Overall Record (Yrs.) 245-195 (15th)
 Record vs. Grambling 1-0

GRAMBLING LADY TIGERS


Rankings..... AP: NR | Coaches: NR
 2018-19 Record 0-0
 SWAC 0-0
 Home 0-0
 Away 0-0
 Neutral 0-0
 Streak N/A
 Head Coach Freddie Murray
 Record at GSU (Yrs.) 38-29 (3rd)
 Overall Record (Yrs.) Same
 Record vs. Auburn 0-0

AUBURN PROJECTED STARTERS (2017-18 stats)



DAISA ALEXANDER
 G • JR • 5-7
 Decatur, Ga.

PPG: 14.2
 RPG: 2.6
 APG: 1.4



EMARI JONES
 G • SR • 6-2
 Chicago, Ill.

PPG: 5.0
 RPG: 3.2
 APG: 0.6




UNIQUE THOMPSON
 F • SO • 6-3
 Theodore, Ala.

PPG: 11.5
 RPG: 8.4
 APG: 1.0



CRYSTAL PRIMM
 F • R-JR • 5-11
 West Palm Beach, Fla.

PPG: --
 RPG: --
 APG: --



JANIAH MCKAY
 G • SR • 5-6
 Gainesville, Fla.

PPG: 16.6
 RPG: 3.5
 APG: 4.4

OFF THE BENCH (2017-18 stats)

No.	Pos.	Name	Ht.	Year	PPG	RPG	Hometown
1	G	Robyn Benton	5-9	Fr.	--	--	Conyers, Ga.
2	G	Brooke Moore*	5-7	Fr.	--	--	McDonough, Ga.
3	G	Erica Sanders*	5-10	Sr.	1.6	1.2	San Antonio, Texas
4	F	Abigayle Jackson	6-3	So.	2.0	1.7	Little Rock, Ark.
10	F	Kiyae' White	6-2	R-Fr.	--	--	Macungie, Pa.
24	F/G	Erin Howard	6-1	Fr.	--	--	Madison, Wis.
35	G	Natalie Kelly	6-3	Fr.	--	--	Albany, La.

*out/injured

Head Coach: Terri Williams-Flournoy
Assistants: Ty Evans, Adrian Walters, Clarisse Garcia

#WarEagle
#TeamOfExcellence



AuburnTigers.com



@AuburnWBB | @AuburnTigers
@AUCoachFlo



/AuburnWBB
/AuburnTigers

TEAM SCHEDULE AND MEDIA AVAILABILITY >> NOVEMBER 5-11 (times Central unless noted otherwise)

MONDAY November 5	TUESDAY November 6	WEDNESDAY November 7	THURSDAY November 8	FRIDAY November 9	SATURDAY November 10	SUNDAY November 11
PRACTICE 3-6 p.m. Auburn Arena	GAME 5:30 Auburn vs. Grambling	PRACTICE 5:30-7:30 p.m. Auburn Arena	PRACTICE 3-6 p.m. Auburn Arena	GAME 6:00 Auburn vs. Nicholls State (WNIT)	TBD	GAME Time/Opponent/ Location TBD
	Interviews postgame	VB vs. Missouri 8 p.m		Interviews Postgame		

AUBURN ATHLETICS COMMUNICATIONS

QUICK FACTS

AUBURNTIGERS.COM

For updated game notes, statistics and all the latest information on Auburn basketball and gameday activities, go to AuburnTigers.com.

INTERVIEW POLICIES

- Coach Williams-Flournoy, assistant coaches and selected athletes are available for phone and personal interviews by contacting Wes Todd in the athletic communications office.
- Following home games, interviews with Coach Flo and selected players will be conducted in the media room following a 10-minute cooling-off period. Visiting coaches and players, if requested, will be available first.
- Interviews following road contests will be conducted in accordance with the home team's media policies.
- Practices are generally closed to the public, but media may cover practice with advance notice.**

CREDENTIALS

Anyone wishing to cover Auburn women's basketball should contact Wes Todd in the communications office at least one day in advance in order to make the proper arrangements. Game credentials will be held at media will call, located inside the scholarship entrance at Auburn Arena. Parking passes are not needed, except for men's/ women's doubleheaders.

GAME DAY SERVICES

Notes for both teams and flip cards will be provided prior to the game. Stats will be distributed at halftime and after the game. Wireless internet is available in the Arena.

VIDEO SERVICES

FTP feeds of selected Auburn basketball highlights are available for the media. A number of studio and satellite services may be arranged for electronic media by calling War Eagle Productions at 334-750-4345.

PHOTO SERVICES

For photos of Auburn women's basketball or anything pertaining to Auburn Athletics, contact Wade Rackley at 334-750-6907 or via email at wwr0004@auburn.edu.

COMMUNICATIONS STAFF

- Wes Todd Women's Basketball contact
cell: 334-750-5682
email: wlt0006@auburn.edu
- Grant Keith Student assistant/WBB
email: gak0005@auburn.edu
- Kirk Sampson Associate AD
cell: 334-750-1385
email: sampska@auburn.edu

GENERAL INFORMATION

Location..... Auburn, Ala.
Founded1856
Enrollment.....29,776
Nickname Tigers
Colors..... Burnt Orange and Navy Blue
Facility (Capacity) Auburn Arena (9,121)
President Dr. Steven Leath
Director of Athletics Allen Greene
Sr. Assoc. AD/SWA..... Monique Holland

WOMEN'S BASKETBALL HISTORY

First Year of Women's Basketball1971
All-Time Record (Years)..... 913-469 (48th)
All-Time SEC Record (since 1981) 227-229
All-Time Home Record 424-113
at Auburn Arena (since 2010)..... 77-42
NCAA Tournament Appearances..... 20
Last NCAA App./Result..... 2017 - First Round
SEC Regular-Season Championships 5
..... 1981, 1987, 1988, 1989, 2009
SEC Tournament Championships..... 4
..... 1981, 1987, 1990, 1997

COACHING & SUPPORT STAFF

Head Coach..... Terri Williams-Flournoy
Alma Mater, Year Penn State, 1991
Overall Record245-195 (.557) / 15th year
Auburn Record 102-91 (.528) / 7th year
Associate Head Coach (Year at Auburn) Ty Evans (7th)
Alma Mater, Year Wisconsin-Whitewater (1995)
Assistant Coach (Year at Auburn)Adrian Walters (7th)
Alma Mater, Year St. Francis (Pa.) (1987)
Assistant Coach (Year at Auburn)Clarisse Garcia (3rd)
Alma Mater, Year Villanova (2007)
Strength & Conditioning CoachClaus Souza
Director of Basketball Operations Bianca Webb
Director of Basketball Services Justin Peak
Athletic Trainer..... Catherine Gordon
Grad. Student Mgrs Anthony Evans, Rebecca Walthall

GAMEDAY EXPERIENCE: AUBURN ARENA

>> Auburn Arena is in its ninth season as home of Auburn Basketball. The Tigers are 77-42 since moving to the Arena in 2010-11. The facility seats 9,121 for basketball and also hosts Auburn volleyball and gymnastics.



TEAM INFORMATION

2017-18 Record14-15
2017-18 SEC Record 5-11
SEC Finish..... 10th
Starters Returning/Lost 4/1
Letterwinners Returning/Lost 6/6
Squad Members Returning..... 2
Newcomers..... 4

AUBURN TIGERS SPEED CHART

Overall: 0-0 SEC: 0-0

Head Coach: Terri Williams-Flournoy (7th Season)

Daisa Alexander - DAY-zha
Emari Jones - e-MAR-ee
Janiah McKay - jah-NYE-uh

Kiyae' White - kye-YAY
Terri Williams-Flournoy - Fluh-NOY

No.	Name	Pos • Ht • Yr • HS	Stats						Notes
			Pts	Reb	Stl	Ast	Blk		
0	DAISA ALEXANDER	G • 5-8 • Jr. • Decatur, Ga. • Southwest DeKalb HS	Season High	-	-	-	-	-	<ul style="list-style-type: none"> • 2018 SEC All-Defensive Team • AU's 2nd-leading scorer in '18 (14.2 ppg) • Led SEC in steals in '18 (2.8/game) • Career-high 25 pts at Indiana (12/3/17)
			Career High	25	5	7	6	2	
			PPG	RPG	SPG	FG	3FG	FT	
			18-19	-	-	-	-	-	
1	ROBYN BENTON	G • 5-9 • Fr. • Conyers, Ga. • Greater Atlanta Christian	Season High	-	-	-	-	-	<ul style="list-style-type: none"> • No. 17 national overall prospect, No. 6 guard • 1st-team all-state, GHSA POY as junior • Sister of former Tenn. football player Inky Johnson
			Career High	-	-	-	-	-	
			PPG	RPG	SPG	FG	3FG	FT	
			18-19	-	-	-	-	-	
2	BROOKE MOORE	G • 5-7 • Fr. • McDonough, Ga. • Henry County HS	Season High	-	-	-	-	-	<ul style="list-style-type: none"> • Out until late November with injury • No. 42 national overall prospect; No. 11 guard • GHSA Player of the Year as senior • 3x AJC Player of the Year • Avg. 22.3 pts, 4.0 ast, 3.0 stls as HS senior
			Career High	-	-	-	-	-	
			PPG	RPG	SPG	FG	3FG	FT	
			18-19	-	-	-	-	-	
3	ERICA SANDERS	G • 5-10 • Sr. • San Antonio, Texas • Johnson HS	Season High	-	-	-	-	-	<ul style="list-style-type: none"> • Out for 6-8 weeks with knee injury • Played in 20 games in 17-18 • Career-high 6 steals vs. LA Tech (11/19/17) • Defensive specialist, could also play PG
			Career High	9	7	6	5	1	
			PPG	RPG	SPG	FG	3FG	FT	
			18-19	-	-	-	-	-	
4	ABIGAYLE JACKSON	F • 6-3 • So. • Little Rock, Ark. • Little Rock Central HS	Season High	-	-	-	-	-	<ul style="list-style-type: none"> • Played 28 games in '18, started 12 • Led AU with 22 blocks in '18 • 2.0 ppg, 1.7 rpg as a freshman • #1 HS player in Arkansas in class of '17
			Career High	13	7	3	1	3	
			PPG	RPG	SPG	FG	3FG	FT	
			18-19	-	-	-	-	-	
5	EMARI JONES	G • 6-0 • Sr. • Chicago, Ill. • Shawnee CC	Season High	-	-	-	-	-	<ul style="list-style-type: none"> • Played in all 60 games last 2 years • Avg. 5.0 pts, 3.2 rebs as junior • Career-high 18 pts vs. Florida (12/31/17) • NJCAA All-American, national leading scorer at Shawnee CC in '16 (742 pts.)
			Career High	18	7	3	3	2	
			PPG	RPG	SPG	FG	3FG	FT	
			18-19	-	-	-	-	-	
10	KIYAE' WHITE	F • 6-2 • R-Fr. • Macungie, Pa. • Emmaus HS	Season High	-	-	-	-	-	<ul style="list-style-type: none"> • Redshirted '17-18 while rehabbing knee injury • #20 forward, 3-star by ESPN HoopGurlz • Leading rebounder at Emmaus HS • 3 siblings played football at WVU
			Career High	-	-	-	-	-	
			PPG	RPG	SPG	FG	3FG	FT	
			18-19	-	-	-	-	-	
20	UNIQUE THOMPSON	F • 6-3 • So. • Theodore, Ala. • Faith Academy	Season High	-	-	-	-	-	<ul style="list-style-type: none"> • 2018 SEC All-Freshman Team; 2x SEC FOW • Preseason All-SEC Second Team • 7 double-doubles as frosh; tied AU record • Career-high 29 pts at ULL (12/8/17) • 16 rebs in AU debut at Va Tech (11/13/17)
			Career High	29	16	3	3	6	
			PPG	RPG	SPG	FG	3FG	FT	
			18-19	-	-	-	-	-	
23	CRYSTAL PRIMM	G • 5-11 • R-Jr. • West Palm Beach, Fla. • Duke	Season High	-	-	-	-	-	<ul style="list-style-type: none"> • Redshirted '17-18 after transfer from Duke • Played 33 gms as soph at Duke in '16-17 • Avg. 2.5 pts, 1.6 rebs as sophomore • Started 14 gms as freshman, 4.6 ppg, 2.6 rpg
			Career High	15	6	4	4	-	
			PPG	RPG	SPG	FG	3FG	FT	
			18-19	-	-	-	-	-	
24	ERIN HOWARD	F/G • 6-1 • Fr. • Madison, Wis. • Madison East HS	Season High	-	-	-	-	-	<ul style="list-style-type: none"> • Ranked No. 21 forward nationally • USA Today All-Wisconsin 1st team • Avg. 17.4 pts, 11.1 rebs, 3.9 assists as senior • 1st AU player from state of Wisconsin
			Career High	-	-	-	-	-	
			PPG	RPG	SPG	FG	3FG	FT	
			18-19	-	-	-	-	-	
33	JANIAH MCKAY	G • 5-6 • Sr. • Gainesville, Fla. • Gainesville HS	Season High	-	-	-	-	-	<ul style="list-style-type: none"> • Preseason All-SEC Second Team • Enters senior year w/ 1,199 career points • Led AU in points (16.6), assists (4.4) in '18 • Scored 29 points in a game 3x • AU's top free throw shooter (82.8% in '18)
			Career High	29	8	6	13	1	
			PPG	RPG	SPG	FG	3FG	FT	
			18-19	-	-	-	-	-	
35	NATALIE KELLY	F • 6-3 • Fr. • Albany, La. • Albany HS	Season High	-	-	-	-	-	<ul style="list-style-type: none"> • Ranked as No. 38 post player nationally • Avg. 17.1 pts, 12.1 reb, 3.3 stls as HS junior • 2x all-metro selection (Baton Rouge)
			Career High	-	-	-	-	-	
			PPG	RPG	SPG	FG	3FG	FT	
			18-19	-	-	-	-	-	

Inside the Matchup

Auburn vs. Grambling State 2-0 (1,000)

In Auburn: 2-0
 --At Auburn Arena: 1-0
 In Grambling: 0-0
 Neutral Sites: 0-0
 Trend: Auburn has won both meetings

Dec. 2, 2004	W	87-44	Auburn
Nov. 17, 2014	W	92-42	Auburn



Auburn Women's Basketball Quick Hitters

- Auburn is 38-9 all-time in season openers and 26-3 when opening the season at home
- Auburn has won 39 straight home openers, dating back to 1977-78
- Coach Terri Williams-Fournoy is 6-1 in season-openers at Auburn and 10-4 in her career
- Auburn is in its 48th season of women's basketball and has 914 program wins
- This is the third meeting between Auburn and Grambling State; Auburn leads the series 2-0
- Auburn won the last meeting between the teams 92-42 in Auburn on Nov. 17, 2014
- The last meeting between the teams resulted in the highest point total (92) and largest margin of victory (50) for Auburn in the Terri Williams-Fournoy era
- Auburn is 38-2 all-time against current members of the SWAC, 28-0 at home
- This is Auburn's first game on Nov. 6 and also marks the earliest start to a season by three days
- Auburn is 135-39 all-time in the month of November; Coach Flo is 27-12 in November at Auburn
- The Tigers' first two games of the season come against 2018 conference champions from Louisiana - Grambling State (2018 SWAC Champion) and Nicholls State (2018 Southland Champion)
- After Friday, Auburn will have played 9 of the 12 Division I schools from Louisiana in the last three seasons - LSU, Tulane, Louisiana Tech, Grambling, ULM, ULL, Nicholls, Southern, Southeastern Louisiana - along with NAIA opponent Xavier (La.)
- Auburn returns four starters and six letterwinners from the 2017-18 squad that finished 14-15 overall (5-11 SEC)
- Auburn finished the 2017-18 season ranked No. 2 in the nation in steals/game (13.2) and No. 3 in turnovers forced (22.9)
- Auburn is 67-29 in non-conference games under Terri Williams-Fournoy
- Senior guard Janiah McKay and sophomore forward Unique Thompson were named Preseason All-SEC (2nd team)
- McKay is Auburn's leading returner in scoring (16.6 ppg), assists (4.4/game) and minutes played (32.3/game)
- McKay was top-10 in the SEC in free-throw percentage last season at 82.8% (130-157)
- Thompson averaged 11.5 ppg last year and recorded 7 double-doubles, tying DeWanna Bonner for the Auburn freshman record; she was named to the All-SEC Freshman Team
- Junior guard Daisa Alexander averaged 14.2 ppg last season and led the SEC with 2.8 steals/game; she was named to the SEC All-Defensive Team
- Auburn's 2018-19 freshman class was ranked the No. 13 signing class in the nation by ESPN HoopGurlz
- Coach Terri Williams-Fournoy begins her seventh season at Auburn, her 15th as a head coach, and her 27th overall in college coaching
- In SEC preseason polls, Auburn was picked to finish 8th by both the media and the league's coaches

Moving On Up (Auburn Career Milestone Watch) . . .

- **Janiah McKay** is 24th in career points scored with 1,199; needs 23 to tie 23rd (Brenda Hill, 1,222)
- **Janiah McKay** is 11th in career assists with 314; needs 9 to tie for 10th (Samantha Williams, 323)
- **Janiah McKay** is 7th in career free throws made with 309; needs 31 to tie for 6th (Becky Jackson, 340)
- **Janiah McKay** is 9th in career free throw percentage (.761); 8th is Helene Baroody (.767), 7th is Brenda Hill (.768)
- **Coach Terri Williams-Fournoy's** needs five wins for 250 in her head coaching career

Inside the Numbers (2017-18 stats)

		
CATEGORY	AUBURN	GRAMBLING
Points Per Game	62.4	66.4
Scoring Margin	+2.6	-1.7
Field Goal %	39.5%	39.4%
Opp. Field Goal %	40.7%	40.4%
3 pt Field Goal %	26.9%	27.4%
Opp. 3FG %	31.2%	29.9%
Rebounds	33.2	35.3
Opp. Rebounds	35.1	44.2
Rebound Margin	-1.9	-8.9
Turnovers	16.1	17.5
Opp. Turnovers	22.9	20.5
Steals	13.2	11.3
Opp. Steals	8.2	9.2
Blocks	2.9	3.7
Opp. Blocks	3.1	3.3

INDIVIDUAL RETURNING CATEGORY LEADERS (2017-18 stats)

Auburn	Grambling
Janiah McKay - 16.6	Points.....Shakyla Hill - 16.8
Unique Thompson - 8.4	ReboundsShakyla Hill - 7.5
Janiah McKay - 4.4	AssistsShakyla Hill - 5.7
Daisa Alexander - 2.8	Steals.....Shakyla Hill - 4.8
Abigayle Jackson - 0.8	Blocks.....Shakyla Hill - 0.3
Janiah McKay - 32.3	Minutes PlayedShakyla Hill - 36.0
Unique Thompson - .483	Field Goal Percentage.....Takerra Parsons - .493
Daisa Alexander - .336	3-Point Percentage.....Jazmin Boyd - .300
Janiah McKay - .828	Free-Throw PercentageJazmin Boyd - .835

OPENING TIP

- » Auburn opens its 48th season of women's basketball on Tuesday, Nov. 6, as the Tigers host Grambling State at Auburn Arena.
- » Auburn finished the 2017-18 season at 14-15 overall (5-11 SEC).
- » Grambling State finished with a 19-14 overall record (13-5 SWAC) in 2017-18 and was the SWAC Tournament Champion, advancing to the first round of the NCAA Tournament.

LAST TIME OUT

- » For the second time in 2018, Auburn gave Tennessee all it could handle for 40 minutes. But a banked-in 3-pointer with less than a second to play gave the 12th-ranked Lady Vols a 64-61 win Thursday night in the second round of the SEC Tournament.
- » Auburn (14-15) saw its 2017-18 season come to an end after a game that saw 14 ties, 15 lead changes, a 24-point night from Jannah McKay and a pair of tie-breaking buzzer-beaters.
- » McKay's 24 points led all scorers on a night when the Tigers shot 41.9 percent from the field and forced Tennessee (24-6) into 24 turnovers. Auburn converted those into 23 points. Daisa Alexander added 16 points and six steals on the night.

UP NEXT

- » Auburn plays host to Nicholls State at 6 p.m. CT Friday, Nov. 9, in the first round of the Preseason Women's NIT.
- » The winner of Friday's game will play the winner of New Mexico/Texas State on Sunday, Nov. 11, at a site to be determined.

AN AUBURN WIN WOULD...

- » Boost the Tigers' record in season openers to 39-9 overall, 26-3 when opening the season at home.
- » Be Auburn's 40th straight win in a home opener.
- » Improve Coach Flo's record in season-openers at Auburn to 6-1 and her overall record in openers to 11-4.
- » Give Auburn a 28-0 home record against opponents from the SWAC.

AUBURN-GRAMBLING SERIES

- » This is the third meeting all-time between Auburn and Grambling State. Auburn won each of the prior two meetings in 2004 and 2014.

SCOUTING GRAMBLING STATE

- » Grambling State finished with a 19-14 overall record (13-5 SWAC) in 2017-18 and was the SWAC Tournament Champion, advancing to the first round of the NCAA Tournament.
- » The Lady Tigers were picked to repeat as SWAC Champions after a 2017-18 season that saw them make their first NCAA Tournament appearance since 1999.
- » Grambling is the only SWAC school to ever win a postseason game as they defeated Ole Miss in the 2017 WNIT first round.
- » Last season, the Lady Tigers averaged 66.4 points per game and shot 39.4% from the floor. They pulled down 35.3 rebounds per game but gave up 44.2.
- » Senior Shakyla Hill, a 5-7 guard, returns as Grambling's leader in scoring (16.8 ppg), rebounding (7.5/game), assists (5.7/game), steals (4.8/game) and blocked shots (0.3/game). Hill had 158 steals last season to rank No. 2 in the nation. She was also the fourth player in Division I history to record a quadruple double with 15 points, 10 rebounds, 10 assists and 10 steals in a win over Alabama State on Jan. 3.

LAST MEETING (Nov. 17, 2014):**AUBURN 92, GRAMBLING STATE 42**

- » Tra'cee Tanner's career-high 31 points led three Tigers in double-figures as Auburn defeated Grambling State 92-42 at Auburn Arena.
- » Tanner scored 12 of the first 14 points for Auburn as a small Grambling lineup had no answer for the 6-3 junior. She would finish with 31, a career-high.
- » Auburn never trailed in the game and controlled the action from the opening tip. Auburn shot 59.4 percent for the game, holding Grambling to 28.3 percent from the field. The homestanding Tigers also outrebounded the visitors 47-24, holding Grambling to just seven offensive rebounds.
- » A whopping 74 of Auburn's 92 points came in the paint as Auburn took full advantage of their edge in size. Auburn also forced Grambling into 25 turnovers while committing just 15 of their own. Auburn led 46-20 at halftime.

SCOUTING AUBURN

- » Auburn returns four starters (Daisa Alexander, Emari Jones, Jannah McKay, Unique Thompson) and two other letterwinners (Abigayle Jackson & Erica Sanders) from its 2017-18 team that finished 14-15 overall, 5-11 in SEC play.
- » The Tigers' incoming freshman class was ranked No. 13 by ESPN HoopGurlz and included two top-50 prospects in Robyn Benton (#17 overall; #6 guard) and Brooke Moore (#42 overall; #11 guard).
- » Senior point guard Jannah McKay is the Tigers' leading returning scorer for the second straight season after averaging 16.6 ppg last season. She was also Auburn's leader in assists (4.4/game) and minutes played (32.3/game). She led the Tigers in scoring 16 times last season and enters her senior season 24th on the Auburn scoring list with 1,199 career points.
- » Sophomore forward Unique Thompson looks to build on a stellar freshman campaign that saw her named to the SEC All-Freshman Team. She averaged 11.5 points and a team-best 8.4 rebounds, which led all SEC freshmen. Thompson recorded 7 double-doubles last season, tying DeWanna Bonner for the Auburn freshman record.
- » Junior Daisa Alexander had a breakout sophomore season where she scored 14.2 points/game and led the SEC with 2.8 steals/game, earning a nod to the SEC All-Defensive Team.
- » Senior Emari Jones started 16 games last season, averaging 5.0 points. She transferred to Auburn prior to the 2016-17 season after a year at Shawnee CC in Ullin, Ill., where she was the nation's leading junior college scorer with 746 points in 2015-16.

AUBURN IN SEASON OPENERS

- » In 47 previous seasons, Auburn has put together a 38-9 record in season openers (home or away) and sports a 26-3 record when opening the season at home.
- » In the SEC era (since 1980), Auburn is 34-4 in season openers.
- » The Tigers are winners of their last 26 season openers at home with the last time Auburn lost being a 71-56 loss to Talladega in the 1977-78 opener. Auburn has also won their first home game of the season 39 straight years.
- » Head coach Terri Williams-Flournoy is 5-1 in season-openers at Auburn. She holds a 10-4 record in season-openers as a head coach, winning eight of her last nine.

SEC STANDINGS & SCHEDULE

	<i>(preseason)</i>					
	SEC Games			All Games		
	W	L	Pct.	W	L	Pct.
Alabama	0	0	.000	0	0	.000
Arkansas	0	0	.000	0	0	.000
AUBURN	0	0	.000	0	0	.000
Florida	0	0	.000	0	0	.000
Georgia	0	0	.000	0	0	.000
Kentucky	0	0	.000	0	0	.000
LSU	0	0	.000	0	0	.000
Ole Miss	0	0	.000	0	0	.000
Mississippi St.	0	0	.000	0	0	.000
Missouri	0	0	.000	0	0	.000
South Carolina	0	0	.000	0	0	.000
Tennessee	0	0	.000	0	0	.000
Texas A&M	0	0	.000	0	0	.000
Vanderbilt	0	0	.000	0	0	.000

Tuesday, Nov. 6

North Alabama at Vanderbilt
 Missouri at Western Illinois
 Gardner-Webb at Florida
 Sam Houston State at LSU
 Norfolk State at Ole Miss
 Grambling State at Auburn
 Southeast Missouri State at Mississippi State

Wednesday, Nov. 7

Alabama State at Kentucky
 Rice at Texas A&M
 Southeastern Louisiana at Alabama

Friday, Nov. 9

Nicholls State at Auburn
 Northwestern State at Arkansas
 St. Bonaventure at Georgia
 Mississippi State at Virginia
 Vanderbilt at Middle Tennessee
 IUPUI at Ole Miss

Sunday, Nov. 11

Auburn at New Mexico/vs. Texas State
 Florida at Florida State
 Winthrop at Georgia
 Southern at Kentucky
 Northern Colorado at LSU
 South Carolina at Alabama State
 Presbyterian at Tennessee
 Jacksonville at Texas A&M

Monday, Nov. 12

Austin Peay at Vanderbilt

Tuesday, Nov. 13

Alabama at Utah
 Missouri State at Missouri

Wednesday, Nov. 14

Arkansas at UT-Arlington
 Georgia at UCLA
 Temple at Ole Miss
 UNC Asheville at Tennessee
 Texas A&M at Syracuse

Associated Press Top 25

(Preseason: Oct. 31)

Rk	Team	Record	Prev
1	Notre Dame (32)	0-0	5
2	Connecticut	0-0	1
3	Oregon	0-0	6
4	Baylor	0-0	2
5	Louisville	0-0	3
6	Mississippi State	0-0	4
7	Stanford	0-0	15
8	Oregon State	0-0	13
9	Maryland	0-0	16
10	South Carolina	0-0	7
11t	Tennessee	0-0	12
11t	Texas	0-0	8
13	Iowa	0-0	NR
14	Georgia	0-0	18
15	DePaul	0-0	NR
16	Missouri	0-0	17
17	NC State	0-0	21
18	Syracuse	0-0	NR
19	Marquette	0-0	NR
20	Texas A&M	0-0	14
21	Duke	0-0	20
22	South Florida	0-0	19
23	Arizona State	0-0	NR
24	California	0-0	NR
25	Miami	0-0	NR

Also receiving votes: Minnesota, West Virginia, UCLA, Central Michigan, Nebraska, Florida State, Michigan, Boise State, Buffalo, Virginia Tech, Belmont, Virginia, TCU, Drake, Green Bay, Duquesne.

USA TODAY Coaches' Top 25

(Preseason - Nov. 1)

Rk	Team	Record	Prev
1	Notre Dame (30)	0-0	1
2	Connecticut (2)	0-0	3
3	Oregon	0-0	5
4	Louisville	0-0	4
5	Baylor	0-0	9
6	Mississippi State	0-0	2
7	Stanford	0-0	13
8	Texas	0-0	10
9	Oregon State	0-0	8
10	Maryland	0-0	18
11	South Carolina	0-0	6
12	Tennessee	0-0	17
13	Georgia	0-0	19
14	Missouri	0-0	22
15	DePaul	0-0	23
16	NC State	0-0	16
17	Iowa	0-0	NR
18	Syracuse	0-0	NR
19	Marquette	0-0	NR
20	Duke	0-0	12
21t	South Florida	0-0	24
21t	Texas A&M	0-0	11
23	UCLA	0-0	7
24	Miami	0-0	NR
25	West Virginia	0-0	NR

Also receiving votes: Arizona State, Michigan, Florida State, California, Central Michigan, LSU, Kansas, Florida Gulf Coast, Minnesota, Washington, Drake, North Carolina, Illinois, Quinnipiac, Villanova, Green Bay, Jacksonville, Ohio State, Little Rock, Duquesne, Florida, Kentucky, Buffalo, Gonzaga, Michigan State, Alabama State, Boise State, Houston, Idaho, Princeton, Central Florida, Southern California.

LAST 10 AUBURN SEASON OPENERS

Date	Opponent	Location	Result
11/13/17	Virginia Tech	Blacksburg	L, 62-73
11/11/16	Troy	Auburn	W, 61-52
11/14/15	UAB	Auburn	W, 85-71
11/13/14	Troy	Auburn	W, 71-54
11/9/13	Georgia Southern	Auburn	W, 69-59
11/9/12	Maine	Raleigh	W, 71-41
11/11/11	Mercer	Macon	W, 77-43
11/12/10	Mercer	Auburn	W, 79-61
11/13/09	Troy	Auburn	W, 70-65
11/14/08	Alabama A&M	Normal	W, 91-53

TURNING UP THE PRESSURE

» Auburn ranked No. 2 in the nation in steals (13.2/game) and No. 3 in turnovers forced (22.9) for the 2017-18 season.

» Last year, the Tigers forced at least 20 turnovers in 23 of 29 games last year, including 10 games with at least 25 opponent turnovers. Auburn was 8-2 last year and has won 26 of its last 29 when forcing at least 25 turnovers.

» Auburn's season high of turnovers forced last year was 35 against ULM, which tied for the second-most by Auburn under Coach Flo and the eighth-most in program history.

» Last season, 24 of 29 Auburn opponents were held at or below their season scoring average.

PRESEASON HONORS

» Auburn senior Janiah McKay and sophomore Unique Thompson were selected to the Preseason All-SEC Second Team by the league's coaches.

» The Tigers were picked to finish eighth in the SEC by both the media and the coaches.

TIGERS TO PLAY IN PRESEASON WNIT

» Auburn is playing in the Preseason Women's NIT for the first time this season, opening the 16-team event Friday, Nov. 9, at home vs. Nicholls State.

» The Tigers are part of a field that includes Delaware, Hartford, Iowa State, Marquette, Miami, Montana State, Morgan State, New Mexico, Niagara, Nicholls State, Northern Illinois, Northern Iowa, Stephen F. Austin, Texas State and Yale.

» First-round games take place Nov. 8-9 with second-round games on Nov. 11. Dates, times and locations of upcoming games will be announced after each round is completed. Each team in the tournament is guaranteed three games.

» The championship game is Sunday, Nov. 18, at 3:30 p.m. CT and will be televised on CBS Sports Network.

ON THIS DATE

» This is the first time Auburn has played on Nov. 6.

» Tonight's game marks the earliest season opener for Auburn women's basketball in program history by three days; the Tigers have played twice before on Nov. 9 (and will again this year).

IN NOVEMBER

» Auburn is 135-39 all-time in the month of November (records begin in 1978-79 season, not all dates provided prior to or during that year).

» Under Coach Flo, the Tigers are 27-12 in November.

NEW FACES

» Auburn welcomes four newcomers to the roster for 2018-19, all freshmen.

» Joining the Tigers this season are Robyn Benton (G, 5-9, Conyers, Ga.); Brooke Moore (G, 5-7, McDonough, Ga.); Erin Howard (G/F, 6-1, Madison, Wis.); and Natalie Kelly (F, 6-3, Albany, La.).

» The Tigers' 2018-19 freshman class was rated the No. 13 signing class in the country by ESPN HoopGurlz.

» Redshirt junior G Crystal Primm (West Palm Beach, Fla.) is eligible this season after sitting out last year under NCAA transfer rules. She transferred to Auburn from Duke in the summer of 2017 and has two years of eligibility.

» Redshirt freshman Kiyae' White (Macungie, Pa.) will be in action this season after sitting out last year while rehabbing an injury.

TIGERS IN THE PROS

» DeWanna Bonner completed her ninth season in the WNBA in 2018, all with the Phoenix Mercury, after taking the 2017 season off for the birth of her twins. Bonner had one of her best pro seasons, averaging 17.3 points, 7.2 rebounds and 3.2 assists while starting all 34 games. She was a beast in the 2018 playoffs, averaging 24.0 points and 11.1 rebounds in seven postseason games. Bonner was named the Associated Press' WNBA Comeback Player of the Year.

» Brandy Montgomery is playing in Europe for her second season, currently on the roster of Luxembourg side Etzella Ettelbruck. Last year, she played for Visby in Sweden, averaging 16.3 points, 5.1 rebounds and 1.8 assists while helping her team to the league semifinals.

Auburn Career Record Updates

Auburn Career Scoring

No.	Player	Years	Points
1.	DeWanna Bonner	2005-09	2,162
2.	Becky Jackson	1980-84	2,068
3.	Vickie Orr	1985-89	2,035
4.	Marianne Merritt	1975-79	1,979
5.	Carolyn Jones	1988-91	1,831
6.	Natasha Brackett	2001-05	1,716
7.	Brandy Montgomery	2013-17	1,644
8.	Mae Ola Bolton	1984-88	1,616
9.	Alli Smalley	2007-11	1,601
10.	Angie Hannah	1978-82	1,583
11.	Tyrese Tanner	2010-14	1,515
12.	Le'Co'e Willingham	1999-03	1,475
13.	Lori Monroe	1979-83	1,415
14.	Tasha Hamilton	1997-01	1,402
15.	Sherell Hobbs	2005-09	1,372
16.	Linda Godby	1986-90	1,365
17.	Tra'Ce'e Tanner	2012-16	1,327
18.	Debra Larkin	1981-85	1,310
19.	C.C. Hayden	1989-92	1,306
20.	Katie Frerking	2013-17	1,271
21.	Conswella Sparrow	1997-00	1,249
22.	Blanche Alverson	2009-13	1,244
23.	Brenda Hill	1981-85	1,222
24.	Janiah McKay	2015-present	1,199
25.	Monique Morehouse	1992-96	1,191
26.	Lauretta Freeman	1989-93	1,188
27.	Hasina Muhammad	2001-15	1,184
	Sharon Stewart	1984-88	1,184
29.	Ruthie Bolton	1985-89	1,176
30.	Tiffany Krantz	1996-00	1,136

Auburn Career Steals

No.	Player	Years	Steals
1.	Mae Ola Bolton	1985-88	282
2.	Kristen Mulligan	1993-96	253
3.	Ruthie Bolton	1986-89	246
4.	Debra Larkin	1982-85	242
5.	Helene Baroody	1984-87	240
6.	Katie Frerking	2013-17	234
7.	Sherell Hobbs	2005-09	231
8.	Hasina Muhammad	2011-15	223
9.	DeWanna Bonner	2005-09	208
10.	Natasha Brackett	2001-05	202
--	Janiah McKay	2015-present	154

Auburn Career Free Throws

No.	Player	Years	FTs
1.	DeWanna Bonner	2005-09	600
2.	Carolyn Jones	1988-91	438
3.	Tyrese Tanner	2010-14	376
4.	Conswella Sparrow	1997-00	346
	Le'Co'e Willingham	1999-04	346
6.	Becky Jackson	1980-84	340
7.	Janiah McKay	2015-present	309
	Vickie Orr	1985-89	307
9.	Marianne Merritt	1975-79	305
10.	Tasha Hamilton	1997-01	296

Auburn Career Assists

No.	Player	Years	Assists
1.	Whitney Boddie	2005-09	603
2.	Renae Halbrooks	1978-82	593
3.	Helene Baroody	1983-87	587
4.	Kristen Mulligan	1992-96	551
5.	Ruthie Bolton	1985-89	526
6.	Martha Monk	1979-81	525
7.	Chantel Tremittiere	1987-91	490
8.	Tiffany Krantz	1996-2000	414
9.	Debra Larkin	1981-85	386
10.	Samantha Williams	1991-96	323
11.	Janiah McKay	2015-present	314
12.	Nicole Louden	2001-05	311
13.	Katie Frerking	2013-17	307
14.	Alli Smalley	2007-11	303
15.	Morgan Toles	2009-11	267
16.	Najat Ouardad	2011-13	259
17.	Cindy Sagrera	1981-84	254
18.	Mae Ola Bolton	1984-88	252
19.	Nitasha Brown	2002-06	236
20.	DeWanna Bonner	2005-09	226
21.	Tasha Hamilton	1997-2001	219
22.	Angie Hannah	1978-82	214
23.	Lynn Stevenson	1987-91	212
24.	LaRita Spencer	1999-2001	209
25.	Terryland Robinson	1989-93	207
	Diann McNeil	1984-88	202
27.	Justine Agbatan	1995-98	201
28.	Nancy Derrick	2000-04	200
	Sherell Hobbs	2005-09	200
30.	Tamela McCorvey	2006-08	189

Auburn Career Free-Throw Pct. (min 150 att.)

No.	Player	Years	Pct. (FT-FTA)
1.	Carolyn Jones	1988-91	.810 (438-541)
2.	Kristen Mulligan	1992-96	.796 (191-240)
3.	DeWanna Bonner	2005-09	.795 (600-777)
4.	Laticia Morris	1995-97	.787 (233-296)
5.	Whitney Boddie	2005-09	.777 (219-282)
6.	Linda Godby	1986-90	.774 (185-239)
7.	Brenda Hill	1982-83	.768 (208-271)
8.	Helene Baroody	1983-87	.767 (155-202)
9.	Janiah McKay	2015-present	.761 (309-406)
10.	Patrena Scruggs	1987-89	.749 (128-171)

TIGERS' RECORD WHEN...

	2018-19	Under Coach Flo
At Home.....	0-0	61-29
On the Road.....	0-0	25-49
At a Neutral Site.....	0-0	16-13
When wearing white.....	0-0	61-23
When wearing orange.....	0-0	5-10
When wearing blue.....	0-0	32-54
When wearing pink.....	0-0	4-4
Leading at the half.....	0-0	80-18
Trailing at the half.....	0-0	22-68
Tied at the half.....	0-0	0-5
Scores 100+ points.....	0-0	0-0
Scores 90-99 points.....	0-0	3-0
Scores 80-89 points.....	0-0	20-1
Scores 70-79 points.....	0-0	31-6
Scores 60-69 points.....	0-0	34-18
Scores fewer than 60 points.....	0-0	14-66
Holds opponent to 41-50 points.....	0-0	26-3
Holds opponent to 31-40 points.....	0-0	6-0
Holds opponent to under 30 points.....	0-0	2-0
Force 25 or more turnovers.....	0-0	44-8
Shoots 50% FG or better.....	0-0	27-2
Shoots 40-49% FG.....	0-0	52-21
Shoots 39.9% or under FG.....	0-0	22-69
Holds opponent under 30% FG.....	0-0	22-2
Shoots higher FG% than opponent.....	0-0	84-20
Shoots lower FG% than opponent.....	0-0	18-66
Shoots same FG% as opponent.....	0-0	0-3
Shoots higher FT% than opponent.....	0-0	43-33
Shoots lower FT% than opponent.....	0-0	59-58
Shoots same FT% as opponent.....	0-0	0-1
Out-rebounds opponent.....	0-0	63-25
Out-rebounded by opponent.....	0-0	35-65
Tied in rebounds.....	0-0	3-2
Versus ranked opponent.....	0-0	4-41
In overtime.....	0-0	3-4
Games decided by 3 points or less.....	0-0	7-13
Games decided by 4-5 points.....	0-0	10-13
Games decided by 6-10 points.....	0-0	25-24
Games decided by 11-20 points.....	0-0	29-26
Games decided by 21-30 points.....	0-0	21-9
Games decided by 30+ points.....	0-0	10-6
On Television/Digital.....	0-0	49-61
In November.....	0-0	27-12
In December.....	0-0	32-8
In January.....	0-0	13-34
In February.....	0-0	19-26
In March.....	0-0	11-11

2017-18 Auburn Superlatives...

First Half

Most points scored in the first quarter.....	22, at Virginia Tech (11/13/17)
Most points scored in the second quarter.....	30, vs. Louisiana Tech (11/19/17)
Most points scored in the first half.....	42, vs. Louisiana Tech (11/19/17)
Fewest points scored in the first half.....	13, vs. Northwestern (11/25/17)
Fewest points allowed in the first half.....	18, vs. Southeastern La. (12/19/17)
Most points allowed in the first half.....	43, at Texas A&M (2/4/18)
Best FG % in the first half.....	.583, at Louisiana-Lafayette (12/8/17)
Worst FG % in the first half.....	.184, vs. Missouri (2/15/18)
Best FG % by an opponent in the first half.....	.621, at Texas A&M (2/4/18)
Worst FG % by an opponent in the first half.....	.238, at Indiana (12/3/17)
Most rebounds in the first half.....	26, at Virginia Tech (11/13/17)
Fewest rebounds in the first half.....	9, at Louisiana-Lafayette (12/8/17)
Most rebounds by an opponent in the first half.....	26, at Virginia Tech (11/13/17)
Fewest rebounds by an opponent in the first half.....	10, at Louisiana-Lafayette (12/8/17)

Second Half

Most points scored in the third quarter.....	27, vs. Southeastern La. (12/19/17)
Most points scored in the fourth quarter.....	30, vs. Southern (12/9/17) & vs. Florida (12/31/17)
Most points scored in an overtime period.....	
Most points scored in the second half.....	49, vs. Florida (12/31/17)
Fewest points scored in the second half.....	22, vs. Vanderbilt (2/12/18)
Fewest points allowed in the second half.....	19, vs. Georgetown (11/24/17), vs. Southern (12/9/17), vs. Florida (12/31/17)
Most points allowed in the second half.....	47, vs. Texas A&M (1/7/18)
Best FG % in the second half.....	.607, vs. Southeastern La. (12/19/17)
Worst FG % in the second half.....	.200, vs. Vanderbilt (2/12/18)
Best FG % by an opponent in the second half.....	.571, at Mississippi State (2/22/18)
Worst FG % by an opponent in the second half.....	.250, vs. Southern (12/9/17)
Most rebounds in the second half.....	27, vs. North Carolina A&T (11/16/17)
Fewest rebounds in the second half.....	7, vs. Tennessee (3/1/18)
Most rebounds by an opponent in the second half.....	23, vs. Vanderbilt (2/12/18)
Fewest rebounds by an opponent in the second half.....	11, vs. NC A&T (11/16/17), vs. Georgetown (11/24/17), vs. SE La. (12/19/17)

Game

Most points scored.....	84, vs. Florida (12/31/17)
Fewest points scored.....	41, vs. Chattanooga (11/26/17)
Most points allowed.....	82, vs. Texas A&M (1/7/18) & at Mississippi State (2/22/18)
Fewest points allowed.....	40, vs. Georgetown (11/24/17)
Best FG %.....	.518, at Louisiana-Lafayette (12/8/17)
Worst FG %.....	.276, vs. Missouri (2/15/18)
Best FG % by an opponent.....	.560, at Texas A&M (2/4/18)
Worst FG % by an opponent.....	.292, vs. Georgetown (11/24/17)
Most rebounds.....	52, at Virginia Tech (11/13/17)
Fewest rebounds.....	21, vs. Tennessee (3/1/18)
Most rebounds by an opponent.....	45, at Virginia Tech (11/13/17)
Fewest rebounds by an opponent.....	22, vs. Southeastern La. (12/19/17)

Miscellaneous

Highest-scoring quarter.....	30, 2Q vs. Louisiana Tech (11/19/17); 4Q vs. Southern (12/9/17); 4Q vs. Florida (12/31/17)
Lowest-scoring quarter.....	0, 1st quarter vs. Chattanooga (11/26/17)
Highest-scoring opponent quarter.....	30, 1st quarter at South Carolina (11/11/18)
Lowest-scoring opponent quarter.....	4, 4x: 2Q vs. ULM, 1Q at Indiana, 4Q vs. Florida, 2Q vs. Ole Miss
Largest margin in a single quarter.....	+26 (30-4) vs. Florida (12/31/17)
Largest margin of victory.....	34, vs. Southeastern La. (12/19/17)
Smallest margin of victory.....	3, vs. Vanderbilt (2/12/18)
Largest margin of defeat.....	21, at Mississippi State (2/22/18)
Smallest margin of defeat.....	1, vs. Northwestern (11/25/17)
Largest halftime lead.....	17, vs. Southeastern La. (12/19/17); vs. Vanderbilt (2/12/18)
Smallest halftime lead.....	1, at Alabama (2/18/18)
Times tied at halftime.....	1: 30-30, at Tennessee (1/4/18)
Largest halftime deficit.....	24, vs. Arkansas (1/14/18)
Smallest halftime deficit.....	1, vs. Florida (12/31/17)
Largest rebounding margin.....	17, vs. North Carolina A&T (11/16/17) & vs. Southeastern La. (12/19/17)
Smallest rebounding margin.....	1, at Louisiana-Lafayette (12/8/17)
Last time tied in rebounding.....	43-43, vs. Missouri (2/15/18)
Largest rebounding deficit.....	15, at Alabama (2/18/18)
Smallest rebounding deficit.....	2, vs. ULM (11/29/17), vs. XULA (12/28/17), at LSU (1/18/18)
Largest deficit overcome to win game.....	16, vs. Florida (12/31/17)
Largest lead lost.....	11, at LSU (1/18/18)

MISCELLANEOUS STATISTICS

Double-Doubles	Season	Career
Unique Thompson	0	7
Janiah McKay	0	1

30+ Point Games	Season	Career

20+ Point Games	Season	Career
Janiah McKay	0	17
Daisa Alexander	0	6
Unique Thompson	0	3

10+ Rebound Games	Season	Career
Unique Thompson	0	11

10+ Assist Games	Season	Career
Janiah McKay	0	1

5+ Steal Games	Season	Career
Janiah McKay	0	5
Daisa Alexander	0	2
Erica Sanders	0	1

5+ Block Games	Season	Career
Unique Thompson	0	1

GAMES LED AUBURN IN . . .

Scoring	Season	Career
Janiah McKay	0	28
Daisa Alexander	0	7
Unique Thompson	0	5

Rebounding	Season	Career
Unique Thompson	0	19
Emari Jones	0	3
Daisa Alexander	0	2
Abigayle Jackson	0	2
Janiah McKay	0	2
Erica Sanders	0	2

Assists	Season	Career
Janiah McKay	0	52
Erica Sanders	0	5
Unique Thompson	0	2
Daisa Alexander	0	1
Emari Jones	0	1

(includes games where lead was shared)

2018-19 DOUBLE-DOUBLES

Last Time an Auburn Team...

Scored 90 points.....	Auburn 92, Grambling State 42, in Auburn, Ala. (Nov. 17, 2014)
Scored 100 points.....	Auburn 119, Sam Houston State 54, in Auburn, Ala. (Dec. 5, 2008)
Scored 100 points in an SEC game.....	Auburn 102, Tennessee 96, SEC Tournament in Albany, Ga. (Mar. 6, 1987)
Scored 100 at home.....	Auburn 119, Sam Houston State 54, in Auburn, Ala. (Dec. 5, 2008)
Scored 80 points and lost.....	Virginia Tech 92, Auburn 87 [OT] in Auburn, Ala. (Dec. 18, 2016)
Scored 90 points and lost.....	Kentucky 91, Auburn 90 [2OT], in Auburn, Ala. (Feb. 2, 1986)
Scored 100 points and lost.....	Never
Scored 110+ points.....	Auburn 119, Sam Houston State 54, in Auburn, Ala. (Dec. 5, 2008)
Scored 50-59 points in a half.....	50 (2nd half) vs. UAB in Auburn, Ala. (Nov. 13, 2015)
Scored 60 or more points in a half.....	62 (2nd half) vs. Drake in New Orleans, La. (Dec. 21, 2016)
Scored 30 or more points in a quarter.....	30 (4th quarter) vs. Florida in Auburn, Ala. (Dec. 31, 2017)
Scored 50 points or less in a game.....	48 points at Kentucky in Lexington, Ky. (Feb. 1, 2018)
Scored 50 points or less and won.....	Auburn 47, Missouri 45 [SEC] in Jacksonville, Fla. (March 3, 2016)
Scored 40 points or less in a game.....	Georgia 63, Auburn 30, in Athens, Ga. (Jan. 28, 2016)
Scored less than 10 points in a quarter.....	9 points (3rd quarter) vs. Tennessee [SEC] in Nashville, Tenn. (March 1, 2018)
Scored less than 20 points in a 1st half.....	16 points vs. Missouri in Auburn, Ala. (Feb. 15, 2018)
Scored less than 20 points in a 2nd half.....	18 points vs. Missouri [SEC] in Jacksonville, Fla. (March 3, 2016)
Had 35+ rebound margin.....	36-Auburn 52, Alabama A&M 16 in Normal, Ala. (Nov. 19, 2013)
Had 25+ rebound margin.....	36-Auburn 52, Alabama A&M 16 in Normal, Ala. (Nov. 19, 2013)
Had 20+ rebound margin.....	20-Auburn 43, FGCU 23 in Fort Myers, Fla. (Dec. 30, 2015)
Attempted 30 free throws.....	33 - vs. Southeastern Louisiana in Auburn, Ala. (Dec. 19, 2017)
Attempted 35 free throws.....	35 - vs. Florida A&M in Auburn, Ala. (Nov. 28, 2009)
Attempted 40 free throws.....	41 - vs. Alabama State in Auburn, Ala. (Nov. 15, 2006)
Attempted 5 free throws or less.....	5 - vs. Tennessee [SEC] in Nashville, Tenn. (March 1, 2018)
Did not attempt a free throw.....	Never
Made 20 free throws.....	20 - vs. Alabama in Auburn, Ala. (Jan. 28, 2018)
Made 25 free throws.....	29 - vs. South Carolina (29-38) in Auburn, Ala. (Feb. 17, 2008)
Made 30 free throws.....	31 - vs. Northwestern State (31-43) (Dec. 30, 2003)
Had 25 assists.....	25 - vs. Ole Miss in Auburn, Ala. (Jan. 8, 2017)
Had 25 turnovers.....	25 - at Kentucky in Lexington, Ky. (Feb. 1, 2018)
Had 10 turnovers or less.....	8 - vs. Vanderbilt in Auburn, Ala. (Feb. 12, 2018)
Had 25+ steals.....	Never
Had 20-24 steals.....	21 - vs. ULM in Auburn, Ala. (Nov. 29, 2017)
Had 15-19 steals.....	18 - vs. Missouri in Auburn, Ala. (Feb. 15, 2018)
Had 10-14 blocks.....	10 - vs. Louisiana Tech in Auburn, Ala. (Nov. 19, 2017)
Had 15+ blocks.....	15 - at Florida International in Miami, Fla. (Dec. 29, 2014)
Won an overtime game.....	Auburn 71, Arkansas 60 [1OT] in Auburn, Ala. (Jan. 24, 2016)
Lost an overtime game.....	Alabama 63, Auburn 61 [1OT] in Auburn, Ala. (Feb. 20, 2017)
Played a double overtime game.....	Auburn 70, Alabama 65 [2OT] in Auburn, Ala. (Feb. 27, 2014)
Played three or more overtimes.....	Never
Shot 70% for a half.....	70.6% (24-of-34) vs. Florida A&M in Auburn, Ala. (Dec. 15, 2013)
Shot 60% for a game.....	61.8% (34-for-55) vs. Alabama (Jan. 22, 2009)
Shot less than 30% for a game.....	27.6% (21-of-76) vs. Missouri in Auburn, Ala. (Feb. 15, 2018)
Shot 90-99.9% from the free throw line (minimum 10 attempts).....	91.7% (11-of-12) vs. Ole Miss in Auburn, Ala. (Jan. 8, 2017)
Shot 100% from the free throw line (minimum 10 attempts).....	100% (16-of-16) vs. Texas A&M in Auburn, Ala. (Jan. 7, 2018)
Shot 50% on 3-pointers (minimum 5 attempts).....	55.6% (5-of-9) vs. Alabama in Auburn, Ala. (Jan. 28, 2018)
Shot 20-30% in a half.....	20.0% (6-of-30), 2nd half vs. Vanderbilt in Auburn, Ala. (Feb. 12, 2018)
Shot less than 20% in a half.....	18.4% (7-of-38), 1st half vs. Missouri in Auburn, Ala. (Feb. 15, 2018)
Shot 55% or better and lost.....	58.1%, (25-of-43) vs. Tennessee (Jan. 20, 2005)
Made at least 10 3-point field goals.....	11-of-21 at Florida in Gainesville, Fla. (Jan. 1, 2017)
Failed to make a 3-point field goal.....	0-of-5 vs. Southern in Auburn, Ala. (Dec. 9, 2017)
Had 60+ rebounds.....	61 - vs. Stephen F. Austin in Auburn, Ala. (Dec. 17, 2007)
Had 50-59 rebounds.....	52 - at Virginia Tech in Blacksburg, Va. (Nov. 13, 2017)
Defeated a Top-25 opponent.....	Auburn 80, #16 Florida 58, in Auburn, Ala. (Feb. 14, 2016)
Defeated a Top-10 opponent.....	Auburn 66, #7 Kentucky 61, in Auburn, Ala. (Jan. 3, 2016)
Defeated a Top-25 opponent on the road.....	Auburn 68, #16 Vanderbilt 62, in Nashville, Tenn. (Feb. 13, 2014)

Last Time an Auburn Player...

Scored 25 points.....	25 - Janiah McKay at Mississippi State in Starkville, Miss. (Feb. 22, 2018)
Scored 30 points.....	32 - Katie Frerking at Texas A&M in College Station, Texas (Feb. 5, 2017)
Scored 35 points.....	35 - DeWanna Bonner vs. Tennessee (Jan. 25, 2009)
Scored 40 points.....	41 - Conswella Sparrow vs. South Alabama (Feb. 17, 1998)
Had 10 rebounds.....	10 - Unique Thompson at Mississippi State in Starkville, Miss. (Feb. 22, 2018)
Had 15 rebounds.....	16 - Unique Thompson at Virginia Tech in Blacksburg, Va. (Nov. 13, 2017)
Had 20 rebounds.....	20 - Monique Morehouse at LSU (Feb. 4, 1995)
Had 10 assists.....	13 - Janiah McKay vs. Ole Miss (Jan. 8, 2017)
Had 15 assists.....	18 - Martha Monk vs. Alabama State (Feb. 18, 1981)
Had 5 blocks.....	6 - Unique Thompson vs. Louisiana Tech in Auburn, Ala. (Nov. 19, 2017)
Had 7 blocks.....	7 - Jassany Williams vs. Duke (Nov. 18, 2011)
Had 10 blocks.....	13 - Marita Payne vs. Arkansas (Feb. 3, 2005)
Had 5 steals.....	5 - Daisa Alexander vs. Missouri in Auburn, Ala. (Feb. 15, 2018)
Had 8 steals.....	8 - Brandy Montgomery vs. East Carolina in Auburn, Ala. (Dec. 5, 2015)
Had 10 steals.....	10 - Kristen Mulligan vs. Northeast Illinois in Auburn, Ala. (Dec. 18, 1992)
Made 10 field goals.....	10 - Janiah McKay (10-20) vs. Tennessee [SEC] in Nashville, Tenn. (March 1, 2018)
Made 15 field goals.....	15 - Conswella Sparrow (15-16) vs. South Alabama (Feb. 17, 1998)
Attempted 20 field goals.....	20 - Janiah McKay (10-20) vs. Tennessee [SEC] in Nashville, Tenn. (March 1, 2018)
Attempted 25 field goals.....	28 - Brandy Montgomery (8-28) at Marquette in Milwaukee, Wis. (Dec. 13, 2015)
Made 5 three-point field goals.....	5 - Brandy Montgomery vs. Ole Miss in Auburn, Ala. (Jan. 8, 2017)
Made 8 three-point field goals.....	8 - Tiffany Krantz vs. Troy State in Auburn, Ala. (Nov. 21, 1997)
Attempted 10 three-point field goals.....	10 - Brandy Montgomery vs. Virginia Tech in Auburn, Ala. (Dec. 18, 2016)
Attempted 15 three-point field goals.....	16 - Brandy Montgomery at Marquette in Milwaukee, Wis. (Dec. 13, 2015)
Made 10 free throws.....	11 - Janiah McKay (11-12) vs. LSU in Auburn, Ala. (Feb. 8, 2018)
Made 15 free throws.....	Never
Shot 100% at the free throw line (min. 10 attempts).....	11-11 - Janiah McKay vs. Texas A&M in Auburn, Ala. (Jan. 7, 2018)

SEC PRESEASON POLL (Media Vote)**Order of Finish**

- Mississippi State
- South Carolina
- Tennessee
- Georgia
- Missouri
- Texas A&M
- Kentucky
- Auburn
- LSU
- Alabama
- Arkansas
- Florida
- Vanderbilt
- Ole Miss

Player of the Year

Teaira McCowan, Mississippi State

All-SEC Team

Caliya Robinson, Georgia
Anriel Howard, Mississippi State
Teaira McCowan, Mississippi State
Sophie Cunningham, Missouri
Alexis Jennings, South Carolina
Rennia Davis, Tennessee
Chennedy Carter, Texas A&M

SEC PRESEASON POLL (Coaches' Vote)**Order of Finish**

- Mississippi State
- South Carolina
- Georgia
- Tennessee
- Missouri
- Texas A&M
- Kentucky
- Auburn
- LSU
- Alabama
- Arkansas
- Florida
- Vanderbilt
- Ole Miss

Player of the Year

Teaira McCowan, Mississippi State

All-SEC First Team

Caliya Robinson, Georgia
Maci Morris, Kentucky
Anriel Howard, Mississippi State
Teaira McCowan, Mississippi State
Sophie Cunningham, Missouri
Tyasha Harris, South Carolina
Rennia Davis, Tennessee
Chennedy Carter, Texas A&M

All-SEC Second Team

Malica Monk, Arkansas
Janiah McKay, Auburn
Unique Thompson, Auburn
Taylor Murray, Kentucky
Ayana Mitchell, LSU
Shandricka Sessom, Ole Miss
Amber Smith, Missouri
Alexis Jennings, South Carolina
Evina Westbrook, Tennessee

Had a double-double.....	Unique Thompson (12 pts/10 rebs) vs. Mississippi State in Starkville, Miss. (Feb. 22, 2018)
Had 2 consecutive double-doubles.....	Unique Thompson: 18/10 vs. Southern; 10/11 vs. SE La. (Dec. 9-18, 2017)
Had 3 consecutive double-doubles.....	Unique Thompson: 29/12 at ULL; 18/10 vs. Southern, 10/11 vs. SE La. (Dec. 8-18, 2017)
Had 4 consecutive double-doubles.....	DeWanna Bonner: vs. SC, at OM, at UGA, vs. Vandy (Feb. 17-28, 2008)
Had 5 consecutive double-doubles.....	Le'Coe Willingham: vs. ALA, at ARK, vs. MSU, at UT, at UK (Jan. 22-Feb. 5, 2004)
Had a double-double at halftime.....	Unique Thompson (10 pts/10 rebs) vs. Louisiana Tech in Auburn, Ala. (Nov. 19, 2017)
Two players had a double-double.....	Tra'Ce'e Tanner (13/12) and Brandy Montgomery (24/12) at Marquette (Dec. 13, 2015)
Scored 20 points & had 20 rebounds.....	Lauretta Freeman (30 pts/21 rebs.) vs. Alabama, (Feb. 17, 1993)
Had a triple-double.....	Whitney Boddie (24 pts./11 rebs./12 asst.) vs. Sam Houston State (Dec. 5, 2008)
Two players scored 20 points.....	Janiah McKay (23) and Unique Thompson (20) vs. LSU in Auburn, Ala. (Feb. 8, 2018)
Two players scored 30 points.....	Laticia Morris (33 points) & Tara Williams (30 points) vs. South Alabama (Jan. 14, 1997)
Had 2 straight 25-point games.....	Janiah McKay: 27 at South Carolina, 26 vs. Arkansas (Jan. 11-14, 2018)
Had 3 straight 25-point games.....	Janiah McKay: 25 pts vs. Texas A&M, 27 pts at South Carolina, 26 pts vs. Arkansas (Jan. 7-14, 2018)
Zero players scored in double figures..... at Georgia in Athens, Ga. (Jan. 28, 2016)
Only one player scored in double figures.....	Daisa Alexander (22) at Georgia in Athens, Ga. (Jan. 21, 2018)
Five players scored in double figures.....	McKay (18), Thompson (14), Alexander (12), Lewis (11), E. Jones (10) vs. Alabama (Jan. 28, 2018)
Six players scored in double figures.....	Carrier (19 pts.), Bonner (18 pts.), Smalley (16 pts.), Boddie (13 pts.), R. Hobbs (13 pts.), Hilliard (13 pts.) & S. Hobbs (10 pts.) vs. Sam Houston State (Dec. 5, 2008)
Seven players scored in double figures.....	Carrier (19 pts.), Bonner (18 pts.), Smalley (16 pts.), Boddie (13 pts.), R. Hobbs (13 pts.), Hilliard (13 pts.) & S. Hobbs (10 pts.) vs. Sam Houston State (Dec. 5, 2008)
Two players had 10 rebounds.....	Tra'Ce'e Tanner (12) and Brandy Montgomery (12) at Marquette (Dec. 13, 2015)
Three players had 10 rebounds.....	Jordan Greenleaf (12 rebs.), DeWanna Bonner (12 rebs.) & Whitney Boddie (10 rebs.) vs. Oakland (Nov. 21, 2007)
Played every minute.....	Jordan Greenleaf (40 mins.) vs. Florida in Duluth, Ga. [SEC] (Mar. 4, 2010)
Played 40 or more minutes in OT game.....	Katie Frerking (40 mins.) vs. Alabama in Auburn, Ala. (Feb. 20, 2017)
Attempted a slam dunk.....	Hasina Muhammad vs. St. John's in Auburn, Ala. (Dec. 6, 2013)
Made a shot from half-court or beyond.....	Janiah McKay (2nd quarter) vs. Tennessee [SEC] in Nashville, Tenn. (March 1, 2018)

Last Time an Auburn Opponent...

Shot less than 30% in a game (SEC).....	Florida - 25.5% (13-of-51) in Gainesville, Fla. (Feb. 28, 2016)
Shot less than 30% in a game (Non-conf).....	Georgetown - 29.2% (14-of-48) in Nashville, Tenn. (Nov. 24, 2017)
Shot 60% in a game.....	Vanderbilt - 60.4% in Nashville, Tenn. [SEC] (Mar. 5, 2004)
Scored 90 points.....	Virginia Tech 92, Auburn 87 [OT] in Auburn, Ala. (Dec. 18, 2016)
Scored 100 points.....	Georgia 102, Auburn 72 in Athens, Ga. (Mar. 3, 1984)
Scored 100 points at Auburn.....	Tuskegee 105, Auburn 98 (2OT) (Feb. 12, 1979)
Scored 100 points and Lost.....	Never
Had 25+ rebound margin.....	Never
Had a 20+ rebound margin.....	20 - Alabama (56-36) in Auburn, Ala. (Feb. 20, 2017)
Scored less than 10 points in a quarter.....	4 - Ole Miss (2nd quarter) in Auburn, Ala. (Feb. 25, 2018)
Scored less than 10 points in all four quarters.....	Winthrop (9-8-8-8) in Auburn, Ala. (Dec. 16, 2015)
Scored 30 or more points in a quarter.....	30 - South Carolina (1st quarter) in Columbia, S.C. (Jan. 11, 2018)
Scored less than 10 points in a half.....	8 - Jacksonville (1st half) in Auburn, Ala. (Dec. 28, 2016)
Scored less than 20 points in a 1st half.....	18 - Southeastern La. in Auburn, Ala. (Dec. 19, 2017)
Scored less than 20 points in a 2nd half.....	19 - Florida in Auburn, Ala. (Dec. 31, 2017)
Had 50 rebounds.....	56 - Alabama in Auburn, Ala. (Feb. 20, 2017)
Had 25 assists.....	25 - Florida International in Miami, Fla. (Dec. 19, 1993)
Had 25-29 turnovers.....	25 - Ole Miss in Auburn, Ala. (Feb. 25, 2018)
Had 30-34 turnovers.....	30 - XULA in Auburn, Ala. (Dec. 28, 2017)
Had 35+ turnovers.....	35 - ULM in Auburn, Ala. (Nov. 27, 2017)
Had 15 steals.....	15 - East Carolina in Auburn, Ala. (Dec. 5, 2015)
Had 10 blocks.....	11 - at Baylor [NCAA] in Waco, Texas (March 20, 2016)
Failed to make a 3-point field goal.....	LSU (0-6) in Baton Rouge, La. (Feb. 1, 2016)
Attempted 35 free throws.....	35 - Florida in Gainesville, Fla. (Feb. 28, 2016)
Made 30 free throws.....	30 - Arkansas (Jan. 22, 1995)
Made 10 three-point field goals.....	14 - South Carolina in Auburn, Ala. (Jan. 5, 2017)
Made 15 three-point field goals.....	18 - Missouri in Columbia, Mo. (Jan. 6, 2013)
Scored 41-50 points in a game.....	44 - XULA in Auburn, Ala. (Dec. 28, 2017)
Scored 31-40 points in a game.....	40 - Georgetown in Nashville, Tenn. (Nov. 24, 2017)
Scored 30 points or less.....	26 - Georgia in Athens, Ga. (Feb. 22, 2015)
Scored 25 points or less.....	25 - Puerto Rico Mayaguez (Dec. 17, 2000)

Last Time an Opposing Player...

Scored 30+ points (non-conference).....	30 - Nina Davis of Baylor [NCAA] in Waco, Texas (March 20, 2016)
Scored 30+ points (SEC).....	33 - Morgan Eye of Missouri in Columbia, Mo. (Jan. 6, 2013)
Scored 35+ points.....	38 - Lindsay Shearer of Kent State in Kent, Ohio (Nov. 20, 2005)
Attempted 25 field goals.....	27 - Jantel Lavender (9-27) of Ohio State (Nov. 23, 2008)
Scored 20 points & had 20 rebounds.....	Young of Baylor in the WNIT Championship Game, (20 pts./25 rebs.) (Apr. 4, 2003)
Two players scored 20 points.....	Chennedy Carter (23) and Danni Williams (20) of Texas A&M in College Station, Texas (Feb. 4, 2018)
Three players scored 20 points.....	by LSU in Baton Rouge, Chatman (22 pts), Johnson (21 pts) & Lowery (20 pts) (Jan. 12, 1991)
Five players scored in double figures.....	Lorenzen (10), Needles (11), Lewis (10), Williams (11), Copeland (12) of Florida (Jan. 4, 2015)
Six players scored in double figures.....	Williams (10), Lewis (13), Bonds (18), Peoples (10), Miller (12), Svetev (12) of Florida (Jan. 26, 2014)
Recorded a double-double.....	Promise Taylor (13 pts/11 rebs) of Ole Miss in Auburn, Ala. (Feb. 25, 2018)
Recorded a double-double with points and assists.....	Tyasha Harris (12 pts/11 ast) of South Carolina in Columbia, S.C. (Jan. 11, 2018)
Recorded a triple-double.....	Ceira Ricketts (14 pts./13 rebs./12 asst.) of Arkansas (Jan. 18, 2009)
Two players recorded a double-double.....	Wilson (19 pts/11 reb) & Harris (12 pts/11 ast) of South Carolina in Columbia, S.C. (Jan. 11, 2018)
Committed 10+ turnovers.....	12 - Amber Dixon of Louisiana Tech in Auburn, Ala. (Nov. 19, 2017)
Had 15-19 rebounds.....	18 - by Teaira McCowan of Mississippi State in Starkville, Miss. (Feb. 22, 2018)
Had 20+ rebounds.....	20 - Caitlyn Ramirez of Troy in Auburn, Ala. (Nov. 11, 2016)
Had 10 assists.....	11 - Tyasha Harris of South Carolina in Columbia, S.C. (Jan. 11, 2018)
Had 15 assists.....	16 - Cindy McMahan of Alabama-Huntsville (Nov. 24, 1980)
Had 5 blocks.....	5 - Ashley Knight of Alabama in Tuscaloosa, Ala. (Feb. 18, 2018)
Had 10 blocks.....	Never
Had 5 steals.....	5 - Taylor Murray of Kentucky in Lexington, Ky. (Feb. 1, 2018)
Made 15 field goals.....	15 - Charnique Holdscraw (15-21) of Tennessee (Feb. 1, 1998)
Made 10 3-point field goals.....	11 - Morgan Eye (11-18) of Missouri in Columbia, Mo. (Jan. 6, 2013)



Terri

WILLIAMS-FLOURNOY

Head Coach

Seventh Season at Auburn • 15th as a Head Coach • 27th Season in coaching

Hampton, Va. • Penn State, 1991

- **Has taken her teams to postseason appearances in eight of the last 10 years, including five NCAA Tournament appearances**
- **Led Auburn to 19 or more wins in three of her first five years**
- **Has had six players selected to All-SEC teams**
- **Auburn has forced an average of 20.0+ turnovers per game under Coach Flo**
- **Led Auburn to the postseason in four of her first five seasons, advancing to WNIT Quarterfinals in 2013 and Third Round in 2014, along with NCAA Tournament in 2016 and 2017**
- **Won her 100th game at Auburn on Feb. 8, 2018, defeating LSU 70-62**
- **Picked up her 200th career head coaching victory Dec. 5, 2015 at home vs. East Carolina**
- **Recorded her 400th career win as a collegiate coach in Auburn's 68-58 win over Hofstra on Dec. 9, 2012**
- **Tallied her 500th win as a player, assistant coach and head coach with 84-66 win over Western Kentucky in 2013 WNIT Second Round**
- **Picked up first SEC win in 50-47 win over #23 Arkansas in 2013**
- **Earned second win over ranked opponent at Auburn and snapped 21-game skid to #16 Vanderbilt with 68-62 win in Nashville on Feb. 13, 2014**
- **Picked up first top-10 win with a 66-61 victory over #7 Kentucky on Jan. 3, 2016**
- **Has 245 wins as a head coach and 251 as an assistant for a .615 winning percentage over 26 years as a collegiate coach**
- **Has been part of six conference championships and 20 post-season appearances as an assistant and head coach**
- **2010 Black Coaches Association Coach of the Year**
- **Served as an assistant coach for Team USA that won a gold medal at the 2011 World University Games in Shenzhen, China**
- **Coached teams to 14 NCAA Tournament appearances, nine as an assistant and five as a head coach**
- **Has coached 24 players that have gone on to the professional ranks, including seven in the WNBA**
- **As an assistant, helped coach Georgia to an NCAA Final Four appearance and two NCAA Elite Eight appearances**
- **Coached three Georgetown players to three all-conference honors and one All-America award**
- **Has a 584-346 record in 30 seasons as a head coach, assistant coach and player**
- **Helped coach Georgetown to a Big East title in 1992**
- **As an assistant coach at Southwest Missouri State, helped the team to two straight NCAA Tournaments and two consecutive Missouri Valley Conference Tournament titles**

All-time record as player and coach:	584-346 (.628)	30 seasons
Record as collegiate player:	88-36 (.709)	4 seasons
Record as collegiate coach:	496-310 (.615)	26 seasons
Record as collegiate assistant coach:	251-116 (.683)	12 seasons
Record as collegiate head coach:	245-195 (.556)	14 seasons
Record as Auburn head coach:	102-91 (.528)	6 seasons

Williams-Flournoy Year-by-Year

Penn State, Player (1987-91)

Year	Record	Conf.	Other Information
1987-88	20-13	11-7	NCAA Second Round
1988-89	14-14	12-6	
1989-90	25-7	15-3	NCAA Second Round
1990-91	29-2	17-1	NCAA Second Round

Georgetown, Assistant Coach (1992-96)

Year	Record	Conf.	Other Information
1992-93	23-7	15-3	Big East Champions NCAA Sweet 16
1993-94	12-15	6-12	
1994-95	11-17	6-12	
1995-96	12-15	7-11	

Georgia, Assistant Coach (1996-2002)

Year	Record	Conf.	Other Information
1996-97	25-6	11-1	SEC Champions NCAA Elite Eight
1997-98	17-11	8-6	NCAA First Round
1998-99	27-7	9-5	NCAA Final Four
1999-2000	32-4	13-1	SEC Champions NCAA Elite Eight
2000-01	27-6	11-3	SEC Tournament Champions NCAA Second Round
2001-02	19-11	6-8	NCAA First Round

Southwest Missouri State, Assistant Coach (2002-04)

Year	Record	Conf.	Other Information
2002-03	18-13	11-7	MVC Tournament Champions NCAA First Round
2003-04	28-4	16-2	Missouri Valley Champions MVC Tournament Champions NCAA First Round

Georgetown, Head Coach (2004-12)

Year	Record	Conf.	Other Information
2004-05	12-16	7-9	
2005-06	10-17	3-13	
2006-07	13-16	3-13	
2007-08	15-14	5-11	
2008-09	20-14	7-9	WNIT Quarterfinals
2009-10	26-7	13-3	NCAA Second Round
2010-11	24-11	9-7	NCAA Sweet 16
2011-12	23-9	11-5	NCAA Second Round

Auburn, Head Coach (2012-present)

Year	Record	Conf.	Other Information
2012-13	19-15	5-11	WNIT Quarterfinals
2013-14	19-15	7-9	WNIT Third Round
2014-15	13-18	3-13	
2015-16	20-13	8-8	NCAA Second Round
2016-17	17-15	7-9	NCAA First Round
2017-18	14-15	5-11	
2018-19			



Daisa ALEXANDER

#0

Junior • Guard • 5-8

Decatur, Ga.

****2018 SEC All-Defensive Team****

Southwest DeKalb HS

- Led SEC in steals (2.8/game) as sophomore; named to 2018 SEC All-Defensive Team
- Averaged 14.2 points as sophomore, 2nd-best on team
- Double-digit scoring in 25 of 29 games in 2017-18
- Scored 20+ points in each of her first two starts - 20 at LSU (1/18), 22 at Georgia (1/21); led team in both games
- Scored career-high 25 points on 9-14 shooting at Indiana while playing just 20 minutes off the bench (12/3); 12 points in 4th quarter

SEASON HIGHS

- Points
- Rebounds
- Assists
- Blocks
- Steals
- Field Goals
- Field Goal Attempts
- 3-Point Field Goals
- 3-Point FG Attempts
- Free Throws
- Free Throw Attempts

CAREER HIGHS

- Points
25 at Indiana 12/3/17
- Rebounds
6 2x; last vs. Missouri 2/15/18
- Assists
6 vs. Texas A&M 1/7/18
- Blocks
2 at Kentucky 2/1/18
- Steals
7 at LSU 1/18/18
- Field Goals
9 3x; last at Georgia 1/21/18
- Field Goal Attempts
23 at Tennessee 1/4/18
- 3-Point Field Goals
3 4x; last vs. Florida 12/31/17
- 3-Point FG Attempts
9 2x; last at Tennessee 1/4/18
- Free Throws
6 vs. Xavier (La.) 12/28/17
- Free Throw Attempts
8 vs. Xavier (La.) 12/28/17

Opponent	Start	Min.	FG-A	3PT-A	FT-A	O-D-T	PF	Ast.	TO	Blk.	St.	Pts.
GRAMBLING STATE												
NICHOLLS STATE												
New Mexico/Texas St.												
-TBD-												
LOUISIANA-LAFAYETTE												
at Xavier (La.)												
OKLAHOMA												
at St. Joseph's												
SAMFORD												
vs. Coastal Carolina												
vs. North Carolina												
at Elon												
ALABAMA STATE												
TENNESSEE												
at Florida												
at Alabama												
MISSISSIPPI STATE												
at Vanderbilt												
TEXAS A&M												
at Missouri												
at Ole Miss												
GEORGIA												
KENTUCKY												
at Arkansas												
at Tennessee												
ALABAMA												
MISSOURI												
SOUTH CAROLINA												
at LSU												

ALEXANDER'S CAREER STATISTICS

Season	gp-gs	min/avg	Total		3-Point		F-Throws		Rebounds				Scoring							
			fg-fga	pct	fg-fga	pct	ft-fta	pct	off	def	tot	avg	pf	fo	ast	to	blk	stl	pts	avg
2016-17	20-0	113/5.7	9-37	.243	1-10	.100	7-10	.700	9	8	17	0.9	18	0	1	10	0	9	26	1.3
2017-18	29-12	746/25.7	157-403	.390	41-122	.336	57-77	.740	17	59	76	2.6	73	0	39	79	3	80	412	14.2
TOTAL	49-12	859/17.5	166-440	.377	42-132	.318	64-87	.736	26	67	93	1.9	91	0	40	89	3	89	438	8.9



Robyn BENTON

#1

Freshman • Guard • 5-9

Conyers, Ga.

Greater Atlanta Christian HS

- Five-star prospect, rated No. 17 overall nationally, No. 6 guard by ESPN HoopGurlz
- Atlanta Journal-Constitution first-team all-state as a junior; GHSA Class AAA Player of the Year as a junior
- Sister of former Tennessee football player Inky Johnson

SEASON/CAREER HIGHS

- Points
- Rebounds
- Assists
- Blocks
- Steals
- Field Goals
- Field Goal Attempts
- 3-Point Field Goals
- 3-Point FG Attempts
- Free Throws
- Free Throw Attempts

Opponent	Start	Min.	FG-A	3PT-A	FT-A	O-D-T	PF	Ast.	TO	Blk.	St.	Pts.
GRAMBLING STATE												
NICHOLLS STATE												
New Mexico/Texas St.												
-TBD-												
LOUISIANA-LAFAYETTE												
at Xavier (La.)												
OKLAHOMA												
at St. Joseph's												
SAMFORD												
vs. Coastal Carolina												
vs. North Carolina												
at Elon												
ALABAMA STATE												
TENNESSEE												
at Florida												
at Alabama												
MISSISSIPPI STATE												
at Vanderbilt												
TEXAS A&M												
at Missouri												
at Ole Miss												
GEORGIA												
KENTUCKY												
at Arkansas												
at Tennessee												
ALABAMA												
MISSOURI												
SOUTH CAROLINA												
at LSU												

BENTON'S CAREER STATISTICS



Brooke MOORE

#2

Freshman • Guard • 5-7

McDonough, Ga.

Henry County HS


- Five-star prospect, No. 42 overall prospect and No. 11 guard by ESPN HoopGurlz
- Averaged 22.3 points, 4.0 assists, 3.0 steals per game as HS senior; shot 41% on 3-pointers and 81% on free throws
- Georgia Class AAAA Player of the Year as a senior; 3-time AJC Player of the Year
- All-time leading scorer at Henry County HS with 2,215 points

SEASON/CAREER HIGHS

- Points
- Rebounds
- Assists
- Blocks
- Steals
- Field Goals
- Field Goal Attempts
- 3-Point Field Goals
- 3-Point FG Attempts
- Free Throws
- Free Throw Attempts

Opponent	Start	Min.	FG-A	3PT-A	FT-A	O-D-T	PF	Ast.	TO	Blk.	St.	Pts.
GRAMBLING STATE												
NICHOLLS STATE												
New Mexico/Texas St.												
-TBD-												
LOUISIANA-LAFAYETTE												
at Xavier (La.)												
OKLAHOMA												
at St. Joseph's												
SAMFORD												
vs. Coastal Carolina												
vs. North Carolina												
at Elon												
ALABAMA STATE												
TENNESSEE												
at Florida												
at Alabama												
MISSISSIPPI STATE												
at Vanderbilt												
TEXAS A&M												
at Missouri												
at Ole Miss												
GEORGIA												
KENTUCKY												
at Arkansas												
at Tennessee												
ALABAMA												
MISSOURI												
SOUTH CAROLINA												
at LSU												

MOORE'S CAREER STATISTICS



Erica SANDERS

#3

Senior • Guard • 5-10

San Antonio, Texas

Johnson HS

- Will miss 6-8 weeks with injury suffered in preseason
- Played in 20 games as a junior; missed 9 games w/ foot injury
- Averaged 1.6 points, 1.2 rebounds as junior; had 31 steals in 20 games
- Career-high 6 steals along with 6 points in win over Louisiana Tech (11/19/17)
- Scored career-high 9 points in win over Ole Miss (1/8/17)
- Hit go-ahead jumper with 50 seconds left in comeback win over Indiana (11/27/16)

SEASON HIGHS

Points

Rebounds

Assists

Blocks

Steals

Field Goals

Field Goal Attempts

3-Point Field Goals

3-Point FG Attempts

Free Throws

Free Throw Attempts

CAREER HIGHS

Points
9 vs. Ole Miss 1/8/17

Rebounds
7 at Arkansas 2/26/17

Assists
5 vs. Tennessee 1/19/17

Blocks
1 3x; last vs. South Carolina 1/5/17

Steals
6 vs. Louisiana Tech 11/19/17

Field Goals
4 5x; last vs. ULM 11/29/17

Field Goal Attempts
11 vs. Missouri 2/21/16

3-Point Field Goals

3-Point FG Attempts
1 4x; last vs. George Mason 12/23/15

Free Throws
4 vs. St. John's 3/18/16

Free Throw Attempts
4 3x; last at Virginia Tech 11/13/17

Opponent	Start	Min.	FG-A	3PT-A	FT-A	O-D-T	PF	Ast.	TO	Blk.	St.	Pts.
GRAMBLING STATE												
NICHOLLS STATE												
New Mexico/Texas St.												
- TBD -												
LOUISIANA-LAFAYETTE												
at Xavier (La.)												
OKLAHOMA												
at St. Joseph's												
SAMFORD												
vs. Coastal Carolina												
vs. North Carolina												
at Elon												
ALABAMA STATE												
TENNESSEE												
at Florida												
at Alabama												
MISSISSIPPI STATE												
at Vanderbilt												
TEXAS A&M												
at Missouri												
at Ole Miss												
GEORGIA												
KENTUCKY												
at Arkansas												
at Tennessee												
ALABAMA												
MISSOURI												
SOUTH CAROLINA												
at LSU												

SANDERS' CAREER STATISTICS

Season	gp-gs	min/avg	Total		3-Point		F-Throws		Rebounds				Scoring							
			fg-fga	pct	fg-fga	pct	ft-fga	pct	off	def	tot	avg	pf	fo	ast	to	blk	stl	pts	avg
2015-16	33-0	569/17.2	40-103	.388	0-7	.000	15-20	.750	39	46	85	2.6	88	2	30	33	0	33	95	2.9
2016-17	29-1	566/19.5	28-78	.359	0-1	.000	9-12	.750	45	45	90	3.1	78	3	35	21	5	42	65	2.2
2017-18	20-0	307/15.4	14-33	.424	0-1	.000	4-6	.667	12	12	24	1.2	38	0	8	22	0	31	32	1.6
TOTAL	82-1	1442/17.6	82-214	.383	0-9	.000	28-38	.737	96	103	199	2.4	204	5	73	76	5	106	192	2.3



Abigayle JACKSON

#4

Sophomore • Forward • 6-3

Little Rock, Ark.

Little Rock Central HS

- Played in 28 of 29 games as a freshman; started final 12 games of season
- Averaged 2.0 points, 1.7 rebounds as freshman; led team with 22 blocks (0.8/game)
- Made first collegiate start at LSU (1/18), had 4 points, 4 rebounds and 3 steals in 19 minutes of action
- Career-high 13 points, 3 steals at Texas A&M (2/4); played career-high 26 minutes
- Ranked as No. 1 player in state of Arkansas in class of 2017

SEASON HIGHS

- Points
- Rebounds
- Assists
- Blocks
- Steals
- Field Goals
- Field Goal Attempts
- 3-Point Field Goals
- 3-Point FG Attempts
- Free Throws
- Free Throw Attempts

Opponent	Start	Min.	FG-A	3PT-A	FT-A	O-D-T	PF	Ast.	TO	Blk.	St.	Pts.
GRAMBLING STATE												
NICHOLLS STATE												
New Mexico/Texas St.												
-TBD-												
LOUISIANA-LAFAYETTE												
at Xavier (La.)												
OKLAHOMA												
at St. Joseph's												
SAMFORD												
vs. Coastal Carolina												
vs. North Carolina												
at Elon												
ALABAMA STATE												
TENNESSEE												
at Florida												
at Alabama												
MISSISSIPPI STATE												
at Vanderbilt												
TEXAS A&M												
at Missouri												
at Ole Miss												
GEORGIA												
KENTUCKY												
at Arkansas												
at Tennessee												
ALABAMA												
MISSOURI												
SOUTH CAROLINA												
at LSU												

CAREER HIGHS

Points		
13	at Texas A&M	2/4/18
Rebounds		
7	vs. ULM	11/29/17
Assists		
1	at Kentucky	2/1/18
Blocks		
3	2x; last vs. Ole Miss	2/25/18
Steals		
3	2x; last at Texas A&M	2/4/18
Field Goals		
5	2x; last at Texas A&M	2/4/18
Field Goal Attempts		
11	at Texas A&M	2/4/18
3-Point Field Goals		
1	2x; last vs. Vanderbilt	2/12/18
3-Point FG Attempts		
5	vs. Vanderbilt	2/12/18
Free Throws		
3	at Texas A&M	2/4/18
Free Throw Attempts		
5	at Texas A&M	2/4/18

JACKSON'S CAREER STATISTICS

Season	gp-gs	min/avg	Total		3-Point		F-Throws		Rebounds				Scoring							
			fg-fga	pct	fg-fga	pct	ft-fta	pct	off	def	tot	avg	pf	fo	ast	to	blk	stl	pts	avg
2017-18	28-12	270/9.6	23-59	.390	3-24	.125	8-15	.533	14	34	48	1.7	47	1	1	16	22	10	57	2.0
TOTAL	28-12	270/9.6	23-59	.390	3-24	.125	8-15	.533	14	34	48	1.7	47	1	1	16	22	10	57	2.0



Emari JONES

#5

Senior • Guard • 6-2

Chicago, Ill.

Shawnee CC / Wheaton North HS

- Played in all 29 games as a junior, starting 16; averaged 5.0 points, 3.2 rebounds in 22.8 minutes
- Tied for second on the team with 29 3-pointers as a junior; shot 29.6% (29-98)
- Career-high 18 points on 6-11 shooting (4-6 3FG) vs. Florida (12/31); matched previous career high (11) by halftime
- Played in 31 of 32 games as a sophomore; averaged 2.7 points and 1.3 rebounds while playing 9.0 minutes per game off the bench
- Transferred to Auburn from Shawnee CC in Ullin, Ill.; led Shawnee to 30-3 record and conference title as a freshman in 2015-16
- Scored 746 total points as JUCO freshman, which led the nation; scoring average was third nationally

SEASON HIGHS

Points

Rebounds

Assists

Blocks

Steals

Field Goals

Field Goal Attempts

3-Point Field Goals

3-Point FG Attempts

Free Throws

Free Throw Attempts

Opponent	Start	Min.	FG-A	3PT-A	FT-A	O-D-T	PF	Ast.	TO	Blk.	St.	Pts.
GRAMBLING STATE												
NICHOLLS STATE												
New Mexico/Texas St.												
-TBD-												
LOUISIANA-LAFAYETTE												
at Xavier (La.)												
OKLAHOMA												
at St. Joseph's												
SAMFORD												
vs. Coastal Carolina												
vs. North Carolina												
at Elon												
ALABAMA STATE												
TENNESSEE												
at Florida												
at Alabama												
MISSISSIPPI STATE												
at Vanderbilt												
TEXAS A&M												
at Missouri												
at Ole Miss												
GEORGIA												
KENTUCKY												
at Arkansas												
at Tennessee												
ALABAMA												
MISSOURI												
SOUTH CAROLINA												
at LSU												

CAREER HIGHS

Points

18 vs. Florida 12/31/17

Rebounds

7 at Virginia Tech 11/13/17

Assists

4 at Ole Miss 2/16/17

Blocks

2 at LSU 1/18/18

Steals

3 3x; last vs. Alabama 1/28/18

Field Goals

6 vs. Florida 12/31/17

Field Goal Attempts

11 vs. Florida 12/31/17

3-Point Field Goals

4 vs. Florida 12/31/17

3-Point FG Attempts

6 vs. Florida 12/31/17

Free Throws

4 vs. Alabama 1/28/18

Free Throw Attempts

5 at Missouri 1/26/17

JONES' CAREER STATISTICS (at Auburn)

Season	gp-gs	min/avg	Total		3-Point		F-Throws		Rebounds				Scoring							
			fg-fga	pct	fg-fga	pct	ft-fta	pct	off	def	tot	avg	pf	fo	ast	to	blk	stl	pts	avg
2016-17	31-0	278/9.0	25-76	.329	11-42	.262	23-30	.767	16	24	40	1.3	28	0	13	18	2	12	84	2.7
2017-18	29-16	660/22.8	49-146	.336	29-98	.296	19-24	.792	41	52	93	3.2	75	4	16	39	2	32	146	5.0
TOTAL	60-16	938/15.6	74-222	.333	40-140	.286	42-54	.778	57	76	133	2.2	103	4	29	57	4	44	230	3.8



Kiyae' WHITE

#10

Redshirt Freshman • Forward • 6-2

Macungie, Pa.

Emmaus HS

- Redshirted 2017-18 season due to injury
- Ranked as No. 20 forward nationally out of high school
- Three brothers all played football at West Virginia; brother, Kevin White, plays for Chicago Bears

SEASON/CAREER HIGHS

- Points
- Rebounds
- Assists
- Blocks
- Steals
- Field Goals
- Field Goal Attempts
- 3-Point Field Goals
- 3-Point FG Attempts
- Free Throws
- Free Throw Attempts

Opponent	Start	Min.	FG-A	3PT-A	FT-A	O-D-T	PF	Ast.	TO	Blk.	St.	Pts.
GRAMBLING STATE												
NICHOLLS STATE												
New Mexico/Texas St.												
-TBD-												
LOUISIANA-LAFAYETTE												
at Xavier (La.)												
OKLAHOMA												
at St. Joseph's												
SAMFORD												
vs. Coastal Carolina												
vs. North Carolina												
at Elon												
ALABAMA STATE												
TENNESSEE												
at Florida												
at Alabama												
MISSISSIPPI STATE												
at Vanderbilt												
TEXAS A&M												
at Missouri												
at Ole Miss												
GEORGIA												
KENTUCKY												
at Arkansas												
at Tennessee												
ALABAMA												
MISSOURI												
SOUTH CAROLINA												
at LSU												

WHITE'S CAREER STATISTICS

Empty space for career statistics



Unique THOMPSON

#20

Freshman • Forward • 6-3

Theodore, Ala.

****2018 SEC All-Freshman Team****

Faith Academy

• 2018-19 Preseason All-SEC; 2018 SEC All-Freshman Team

- Started 27 games as a freshman; was Auburn's third-leading scorer with 11.5 points/game
- Led Auburn and all SEC freshmen with 8.4 rebounds/game; seventh-best among all SEC players
- Had 7 double-doubles as freshman, tying DeWanna Bonner for the Auburn freshman record
- Her 29 points at UL-Lafayette were 2nd most ever by Auburn freshman, most since Becky Jackson had 38 in 1980
- Became first Auburn freshman since Katie Freerking in 2013 to earn start in first collegiate game; had 9 points and season-high 16 rebounds at VT

SEASON HIGHS

Points
Rebounds
Assists
Blocks
Steals
Field Goals
Field Goal Attempts
3-Point Field Goals
3-Point FG Attempts
Free Throws
Free Throw Attempts

CAREER HIGHS

Points
29 at Louisiana-Lafayette 12/8/17
Rebounds
16 at Virginia Tech 11/13/17
Assists
3 3x; last vs. Missouri 2/15/18
Blocks
6 vs. Louisiana Tech 11/19/17
Steals
3 2x; last at South Carolina 1/11/18
Field Goals
11 2x; last vs. Texas A&M 1/7/18
Field Goal Attempts
16 vs. Florida 12/31/17
3-Point Field Goals
3-Point FG Attempts
Free Throws
7 at Louisiana-Lafayette 12/8/17
Free Throw Attempts
8 4x; last vs. Alabama 1/28/18

Opponent	Start	Min.	FG-A	3PT-A	FT-A	O-D-T	PF	Ast.	TO	Blk.	St.	Pts.
GRAMBLING STATE												
NICHOLLS STATE												
New Mexico/Texas St.												
-TBD-												
LOUISIANA-LAFAYETTE												
at Xavier (La.)												
OKLAHOMA												
at St. Joseph's												
SAMFORD												
vs. Coastal Carolina												
vs. North Carolina												
at Elon												
ALABAMA STATE												
TENNESSEE												
at Florida												
at Alabama												
MISSISSIPPI STATE												
at Vanderbilt												
TEXAS A&M												
at Missouri												
at Ole Miss												
GEORGIA												
KENTUCKY												
at Arkansas												
at Tennessee												
ALABAMA												
MISSOURI												
SOUTH CAROLINA												
at LSU												

THOMPSON'S CAREER STATISTICS

Season	gp-gs	min/avg	Total		3-Point		F-Throws		Rebounds				Scoring							
			fg-fga	pct	fg-fga	pct	ft-fta	pct	off	def	tot	avg	pf	fo	ast	to	blk	stl	pts	avg
2017-18	27-27	811/30.0	131-271	.483	0-0	.000	49-87	.563	112	115	227	8.4	63	0	28	66	21	32	311	11.5
TOTAL	27-27	811/30.0	131-271	.483	0-0	.000	49-87	.563	112	115	227	8.4	63	0	28	66	21	32	311	11.5



Crystal PRIMM

#23

Redshirt Junior • Guard • 5-11

West Palm Beach, Fla.

Oxbridge Academy / Duke

- Enrolled at Auburn in summer of 2017; redshirted 2017-18 season after transferring from Duke
- Played in 33 games off the bench as sophomore at Duke; averaged 2.5 points, 1.6 rebounds
- Started 14 games as freshman, averaging 4.6 points, 2.6 rebounds; career-high 15 points at Kentucky

SEASON HIGHS

- Points
- Rebounds
- Assists
- Blocks
- Steals
- Field Goals
- Field Goal Attempts
- 3-Point Field Goals
- 3-Point FG Attempts
- Free Throws
- Free Throw Attempts

Opponent	Start	Min.	FG-A	3PT-A	FT-A	O-D-T	PF	Ast.	TO	Blk.	St.	Pts.
GRAMBLING STATE												
NICHOLLS STATE												
New Mexico/Texas St.												
-TBD-												
LOUISIANA-LAFAYETTE												
at Xavier (La.)												
OKLAHOMA												
at St. Joseph's												
SAMFORD												
vs. Coastal Carolina												
vs. North Carolina												
at Elon												
ALABAMA STATE												
TENNESSEE												
at Florida												
at Alabama												
MISSISSIPPI STATE												
at Vanderbilt												
TEXAS A&M												
at Missouri												
at Ole Miss												
GEORGIA												
KENTUCKY												
at Arkansas												
at Tennessee												
ALABAMA												
MISSOURI												
SOUTH CAROLINA												
at LSU												

CAREER HIGHS (incl. 2 years @ Duke)

- Points
15 at Kentucky 12/20/15
- Rebounds
6 3x; last at Florida State 1/8/17
- Assists
4 vs. Wake Forest 1/29/17
- Blocks
- Steals
4 vs. Florida State 2/11/16
- Field Goals
6 at Kentucky 12/20/15
- Field Goal Attempts
9 2x; last vs. Florida State 2/11/16
- 3-Point Field Goals
- 3-Point FG Attempts
1 vs. Florida State 2/11/16
- Free Throws
6 at North Carolina 2/28/16
- Free Throw Attempts
6 2x; last vs. Longwood 11/15/16

PRIMM'S CAREER STATISTICS (at Auburn)



Erin
HOWARD

#24

Freshman • Guard/Forward • 6-1

Madison, Wis.

Madison East HS

- Ranked as No. 21 forward nationally by ESPN HoopGurlz
- Named to USA Today All-Wisconsin First Team
- Averaged 17.4 points, 11.1 rebounds, 3.9 assists as high school senior
- First Auburn women's basketball player from state of Wisconsin

SEASON HIGHS

- Points
- Rebounds
- Assists
- Blocks
- Steals
- Field Goals
- Field Goal Attempts
- 3-Point Field Goals
- 3-Point FG Attempts
- Free Throws
- Free Throw Attempts

Opponent	Start	Min.	FG-A	3PT-A	FT-A	O-D-T	PF	Ast.	TO	Blk.	St.	Pts.
GRAMBLING STATE												
NICHOLLS STATE												
New Mexico/Texas St.												
-TBD-												
LOUISIANA-LAFAYETTE												
at Xavier (La.)												
OKLAHOMA												
at St. Joseph's												
SAMFORD												
vs. Coastal Carolina												
vs. North Carolina												
at Elon												
ALABAMA STATE												
TENNESSEE												
at Florida												
at Alabama												
MISSISSIPPI STATE												
at Vanderbilt												
TEXAS A&M												
at Missouri												
at Ole Miss												
GEORGIA												
KENTUCKY												
at Arkansas												
at Tennessee												
ALABAMA												
MISSOURI												
SOUTH CAROLINA												
at LSU												

HOWARD'S CAREER STATISTICS



Janiah McKAY

#33

Senior • Guard • 5-6

Gainesville, Fla.

Gainesville HS

• 2018 Preseason All-SEC Second Team

- Led Auburn with 16.6 points, 4.4 assists per game as a junior; also Auburn's leading free throw shooter at 82.8% (130-157)
- Scored 25+ points in three straight games in '18 (TAMU, SC, Arkansas), first Auburn player since DeWanna Bonner (2009) to accomplish that feat
- Scored 25 points - 19 in second half - against hometown Florida Gators in Auburn win in SEC opener (12/31)
- Matched career-high with 29 points along with 5 assists and 5 steals in win over Louisiana Tech (11/19); also had 29 vs. UT and Alabama in 2016-17
- One career double-double with 13 points/13 rebounds vs. Ole Miss (1/8/17)

SEASON HIGHS

- Points
- Rebounds
- Assists
- Blocks
- Steals
- Field Goals
- Field Goal Attempts
- 3-Point Field Goals
- 3-Point FG Attempts
- Free Throws
- Free Throw Attempts

Opponent	Start	Min.	FG-A	3PT-A	FT-A	O-D-T	PF	Ast.	TO	Blk.	St.	Pts.
GRAMBLING STATE												
NICHOLLS STATE												
New Mexico/Texas St.												
-TBD-												
LOUISIANA-LAFAYETTE												
at Xavier (La.)												
OKLAHOMA												
at St. Joseph's												
SAMFORD												
vs. Coastal Carolina												
vs. North Carolina												
at Elon												
ALABAMA STATE												
TENNESSEE												
at Florida												
at Alabama												
MISSISSIPPI STATE												
at Vanderbilt												
TEXAS A&M												
at Missouri												
at Ole Miss												
GEORGIA												
KENTUCKY												
at Arkansas												
at Tennessee												
ALABAMA												
MISSOURI												
SOUTH CAROLINA												
at LSU												

CAREER HIGHS

- Points
29 3x; last vs. Louisiana Tech 11/19/17
- Rebounds
8 vs. North Carolina A&T 11/16/17
- Assists
13 vs. Ole Miss 1/8/17
- Blocks
1 3x; last at Towson 12/20/15
- Steals
6 2x; last vs. Xavier (La.) 12/28/17
- Field Goals
11 4x; last at Mississippi State 2/22/18
- Field Goal Attempts
25 vs. Alabama 2/20/17
- 3-Point Field Goals
5 at Towson 12/20/15
- 3-Point FG Attempts
9 at Towson 12/20/15
- Free Throws
12 vs. Arkansas 1/14/18
- Free Throw Attempts
14 2x; last vs. Arkansas 1/14/18

McKAY'S CAREER STATISTICS

Season	gp-gs	min/avg	Total		3-Point		F-Throws		Rebounds					Scoring						
			fg-fga	pct	fg-fga	pct	ft-fa	pct	off	def	tot	avg	pf	fo	ast	to	blk	stl	pts	avg
2015-16	33-19	894/27.1	104-285	.365	28-100	.280	69-101	.683	17	48	65	2.0	72	1	76	119	4	43	305	9.2
2016-17	32-32	906/28.3	145-397	.365	14-63	.222	110-148	.743	11	50	61	1.9	63	1	109	73	0	43	414	12.9
2017-18	29-29	936/32.3	168-419	.401	14-57	.246	130-157	.828	14	87	101	3.5	62	2	129	96	1	68	480	16.6
TOTAL	94-80	2736/29.1	417-1101	.379	56-220	.255	309-406	.761	42	185	227	2.4	197	4	314	288	5	154	1199	12.8



Natalie KELLY

#35

Freshman • Forward • 6-3

Albany, La.

Albany HS

- Ranked as No. 38 post player in nation, according to ESPN HoopGurlz
- Averaged 17.1 points, 12.1 rebounds, 3.3 steals as high school senior
- Set school record for single-season rebounds with 379 as a junior

SEASON/CAREER HIGHS

- Points
- Rebounds
- Assists
- Blocks
- Steals
- Field Goals
- Field Goal Attempts
- 3-Point Field Goals
- 3-Point FG Attempts
- Free Throws
- Free Throw Attempts

Opponent	Start	Min.	FG-A	3PT-A	FT-A	O-D-T	PF	Ast.	TO	Blk.	St.	Pts.
GRAMBLING STATE												
NICHOLLS STATE												
New Mexico/Texas St.												
-TBD-												
LOUISIANA-LAFAYETTE												
at Xavier (La.)												
OKLAHOMA												
at St. Joseph's												
SAMFORD												
vs. Coastal Carolina												
vs. North Carolina												
at Elon												
ALABAMA STATE												
TENNESSEE												
at Florida												
at Alabama												
MISSISSIPPI STATE												
at Vanderbilt												
TEXAS A&M												
at Missouri												
at Ole Miss												
GEORGIA												
KENTUCKY												
at Arkansas												
at Tennessee												
ALABAMA												
MISSOURI												
SOUTH CAROLINA												
at LSU												

KELLY'S CAREER STATISTICS

**2017-18 Auburn Women's Basketball
Auburn Combined Team Statistics (as of Aug 29, 2018)
All games**

RECORD:	OVERALL	HOME	AWAY	NEUTRAL
ALL GAMES	14-15	11-3	2-9	1-3
CONFERENCE	5-11	5-3	0-8	0-0
NON-CONFERENCE	9-4	6-0	2-1	1-3

##	Player	gp-gs	min	avg	Total		3-Point		F-Throw		Rebounds				pf	dq	a	to	blk	stl	pts	avg			
					fg-fga	fg%	3fg-fga	3fg%	ft-fa	ft%	off	def	tot	avg											
33	Janiah McKay	29-29	936	32.3	168-419	.401	14-57	.246	130-157	.828	14	87	101	3.5	62	2	129	96	1	68	480	16.6			
00	Daisa Alexander	29-12	746	25.7	157-403	.390	41-122	.336	57-77	.740	17	59	76	2.6	73	0	39	79	3	80	412	14.2			
20	Unique Thompson	27-27	811	30.0	131-271	.483	0-0	.000	49-87	.563	112	115	227	8.4	63	0	28	66	21	32	311	11.5			
15	Jazmine Jones	29-29	772	26.6	61-129	.473	0-0	.000	28-52	.538	72	49	121	4.2	67	0	41	48	4	53	150	5.2			
05	Emari Jones	29-16	660	22.8	49-146	.336	29-98	.296	19-24	.792	41	52	93	3.2	75	4	16	39	2	32	146	5.0			
14	Tiffany Lewis	29-17	573	19.8	44-181	.243	29-123	.236	12-15	.800	11	30	41	1.4	52	0	22	35	3	34	129	4.4			
23	Jessica Jones	29-3	494	17.0	26-51	.510	0-0	.000	9-30	.300	35	50	85	2.9	57	2	19	19	22	34	61	2.1			
04	Abigayle Jackson	28-12	270	9.6	23-59	.390	3-24	.125	8-15	.533	14	34	48	1.7	47	1	1	16	22	10	57	2.0			
03	Erica Sanders	20-0	307	15.4	14-33	.424	0-1	.000	4-6	.667	12	12	24	1.2	38	0	8	22	0	31	32	1.6			
12	Justice Wright	17-0	98	5.8	6-18	.333	0-0	.000	3-8	.375	11	16	27	1.6	13	0	3	12	5	7	15	0.9			
21	Isabella Lopez	16-0	81	5.1	4-17	.235	2-10	.200	1-2	.500	1	4	5	0.3	4	0	7	16	0	2	11	0.7			
32	Sira Toure	12-0	52	4.3	3-11	.273	0-3	.000	0-1	.000	3	3	6	0.5	6	0	2	3	0	1	6	0.5			
Team											65	44	109												16
Total.....		29	5800		686-1738	.395	118-438	.269	320-474	.675	408	555	963	33.2	557	9	315	467	83	384	1810	62.4			
Opponents.....		29	5800		578-1420	.407	175-561	.312	403-550	.733	328	690	1018	35.1	453	-	369	665	90	239	1734	59.8			

TEAM STATISTICS	AU	OPP	Date	Opponent	Score	Att.	
SCORING	1810	1734	11/13/17	at Virginia Tech	L	63-72	2156
Points per game	62.4	59.8	11/16/17	NORTH CAROLINA A&T	W	63-53	1489
Scoring margin	+2.6	-	11/19/17	LOUISIANA TECH	W	75-59	1879
FIELD GOALS-ATT	686-1738	578-1420	& 11/24/17	vs Georgetown	W	60-40	552
Field goal pct	.395	.407	& 11/25/17	vs Northwestern	L	48-49	534
3 POINT FG-ATT	118-438	175-561	& 11/26/17	vs Chattanooga	L	41-50	596
3-point FG pct	.269	.312	11/29/17	UL-MONROE	W	67-41	2769
3-pt FG made per game	4.1	6.0	12/03/17	at Indiana	W	65-53	2966
FREE THROWS-ATT	320-474	403-550	12/08/17	at Louisiana	W	70-60	826
Free throw pct	.675	.733	12/09/17	SOUTHERN	W	65-47	2589
F-Throws made per game	11.0	13.9	12/19/17	SOUTHEASTERN LA.	W	80-46	1585
REBOUNDS	963	1018	12/28/17	XAVIER (LA.)	W	70-44	1749
Rebounds per game	33.2	35.1	* 12/31/17	FLORIDA	W	84-55	1788
Rebounding margin	-1.9	-	* 01/04/18	at Tennessee	L	59-70	8663
ASSISTS	315	369	* 01/07/18	TEXAS A&M	L	73-82	1980
Assists per game	10.9	12.7	* 01/11/18	at South Carolina	L	63-71	12011
TURNOVERS	467	665	* 01/14/18	ARKANSAS	L	58-68	2210
Turnovers per game	16.1	22.9	* 01/18/18	at LSU	L	56-59	1765
Turnover margin	+6.8	-	* 01/21/18	at Georgia	L	48-60	5012
Assist/turnover ratio	0.7	0.6	* 01/28/18	ALABAMA	W	69-60	3357
STEALS	384	239	* 02/01/18	at Kentucky	L	48-65	4151
Steals per game	13.2	8.2	* 02/04/18	at Texas A&M	L	59-78	5127
BLOCKS	83	90	* 02/08/18	LSU	W	70-62	1916
Blocks per game	2.9	3.1	* 02/12/18	VANDERBILT	W	63-60	1758
ATTENDANCE	29939	63165	* 02/15/18	MISSOURI	L	51-59	1759
Home games-Avg/Game	14-2138	11-5040	* 02/18/18	at Alabama	L	60-70	3285
Neutral site-Avg/Game	-	4-1932	* 02/22/18	at Mississippi State	L	61-82	9474
			* 02/25/18	OLE MISS	W	60-55	3111
			^ 03/01/18	vs Tennessee	L	61-64	6047
Score by Periods	1st	2nd	3rd	4th	Totals		
Auburn	399	440	442	529	1810		
Opponents	440	382	429	483	1734		

* - Conference game



Daisa Alexander
Junior • G • 5-8
Decatur, Ga.
Southwest DeKalb HS



Robyn Benton
Freshman • G • 5-9
Conyers, Ga.
Greater Atlanta Christian School



Brooke Moore
Freshman • G • 5-7
McDonough, Ga.
Henry County HS



Erica Sanders
Senior • G • 5-10
San Antonio, Texas
Johnson HS



Abigayle Jackson
Sophomore • F • 6-3
Little Rock, Ark.
Little Rock Central HS



Emari Jones
Senior • G • 6-2
Chicago, Ill.
Shawnee CC



Kiyae' White
RS Freshman • F • 6-2
Macungie, Pa.
Emmaus HS



Unique Thompson
Sophomore • F • 6-3
Theodore, Ala.
Faith Academy



Crystal Primm
RS Junior • G • 5-11
West Palm Beach, Fla.
Duke



Erin Howard
Freshman • F/G • 6-1
Madison, Wis.
Madison East HS



Janiah McKay
Senior • G • 5-6
Gainesville, Fla.
Gainesville HS




Natalie Kelly
Freshman • F • 6-3
Albany, La.
Albany HS



Terri Williams-FLOURNOY
Head Coach
Penn State (1991)
Seventh Season



Ty Evans
Associate Head Coach
Wisconsin-Whitewater (1995)
Seventh Season



Adrian Walters
Assistant Coach
St. Francis (Pa.) (1987)
Seventh Season



Clarisse Garcia
Assistant Coach
Villanova (2007)
Third Season