



2018-19 AUBURN WOMEN'S BASKETBALL

AUBURN ATHLETICS COMMUNICATIONS: 392 SOUTH DONAHUE DRIVE || AUBURN, AL 36830 || AUBURNTIGERS.COM || @AUBURNWBB

2018-19 SCHEDULE/RESULTS

5-1, 0-0 SEC

DATE	OPPONENT	TIME/TV/RESULT
Nov. 6	GRAMBLING STATE	W 97-48
Nov. 9	1-NICHOLLS STATE	W 80-59
Nov. 11	1-at New Mexico	W 79-76
Nov. 13	1-at Iowa State	L 64-67
Nov. 25	LOUISIANA-LAFAYETTE	W 71-59
Nov. 28	at Xavier (La.)	W 77-58
Dec. 2	2-OKLAHOMA	SECN 3 pm
Dec. 6	at St. Joseph's	ESPN+ 6 pm
Dec. 16	SAMFORD	+ 2 pm
Dec. 18	3-vs. Coastal Carolina	7:30 pm
Dec. 20	3-vs. North Carolina	5:30 pm
Dec. 22	at Elon	1 pm
Dec. 29	ALABAMA STATE	+ Noon
Jan. 3	*TENNESSEE	+ 6 pm
Jan. 6	*at Florida	SECN Noon
Jan. 10	*at Alabama	+ 7 pm
Jan. 14	*MISSISSIPPI STATE	SECN 6 pm
Jan. 17	*at Vanderbilt	+ 7 pm
Jan. 24	*TEXAS A&M	SECN 7:30 pm
Jan. 27	*at Missouri	+ 2 pm
Jan. 31	*at Ole Miss	+ 7 pm
Feb. 3	*GEORGIA	SECN 2 pm
Feb. 7	*KENTUCKY	+ 6 pm
Feb. 10	*at Arkansas	SECN 1 pm
Feb. 14	*at Tennessee	+ 6 pm
Feb. 17	*ALABAMA	SECN 3 pm
Feb. 24	*MISSOURI	+ 2 pm
Feb. 28	*SOUTH CAROLINA	+ 6 pm
Mar. 3	*at LSU	+ 2 pm
Mar. 6-10	SEC Tournament	Greenville
Mar. 22-25	NCAA First Round	TBD
M29-A1	NCAA Regionals	TBD
Apr. 5-7	Women's Final Four	Tampa

All times Central. Home Games in **BOLD CAPS**.

1 - Preseason WNIT (Campus sites)

2 - SEC/Big 12 Challenge

3 - Carolinas Challenge (Myrtle Beach, S.C.)

+ = SEC Network+ / ESPN3.com

AUBURN ATHLETICS COMMUNICATIONS

KIRK SAMPSON Associate AD

..... kirk@auburn.edu

WES TODD Assistant Director/WBB Contact

..... wlt0006@auburn.edu

..... C: 334-750-5682

Web.....AuburnTigers.com

Twitter.....@AuburnWBB

Facebook...../AuburnWBB

Instagram.....@AuburnWBB

Office Phone.....(334) 844-9800



GAME 7

Oklahoma (2-4)

Sunday, Dec. 2, 2018 • 3 p.m. CT
SEC/Big 12 Challenge



Site	Auburn, Ala.
Venue	Auburn Arena (9,121)
TV	SEC Network (Brenda VanLengen, Andraya Carter)
Radio	WTGZ 93.9 FM (Andy Burcham, Larry DiChiara, Brit Bowen)
Audio Webcast	AuburnTigers.com
Live Stats.....	auburn.statbroadcast.com
Twitter.....	@AuburnWBB
Series Record.....	First meeting
in Auburn	First meeting
Last Meeting.....	N/A

GAMEDAY BREAKDOWN

AUBURN TIGERS

Rankings..... AP: NR | Coaches: NR | RPI: 13

2018-19 Record 5-1

SEC..... 0-0

Home 3-0

Away 2-1

Neutral..... 0-0

Streak..... W2

Head Coach..... Terri Williams-Flournoy

Record at AU (Yrs.)..... 107-92 (7th)

Overall Record (Yrs.)..... 250-196 (15th)

Record vs. Oklahoma 0-0

OKLAHOMA SOONERS

Rankings..... AP: NR | Coaches: NR | RPI: 195

2018-19 Record 2-4

Big 12..... 0-0

Home 2-0

Away 0-2

Neutral..... 0-2

Streak..... L4

Head Coach..... Sherri Coale

Record at OU (Yrs.)..... 483-246 (23rd)

Overall Record (Yrs.)..... Same

Record vs. Auburn..... 0-0

AUBURN PROJECTED STARTERS




DAISHA ALEXANDER
G • JR • 5-7
Decatur, Ga.

PPG: 11.2
RPG: 4.3
APG: 3.0



EMARI JONES
G • SR • 6-2
Chicago, Ill.

PPG: 12.0
RPG: 6.5
APG: 2.5




UNIQUE THOMPSON
F • SO • 6-3
Theodore, Ala.

PPG: 14.8
RPG: 12.8
APG: 0.7



CRYSTAL PRIMM
G • R-JR • 5-11
West Palm Beach, Fla.

PPG: 8.8
RPG: 3.2
APG: 1.2



JANIAH MCKAY
G • SR • 5-6
Gainesville, Fla.

PPG: 14.2
RPG: 2.8
APG: 6.5

OFF THE BENCH

No.	Pos.	Name	Ht.	Year	PPG	RPG	Hometown
1	G	Robyn Benton	5-9	Fr.	8.3	1.7	Conyers, Ga.
2	G	Brooke Moore*	5-7	Fr.	3.0	1.0	McDonough, Ga.
3	G	Erica Sanders*	5-10	Sr.	--	--	San Antonio, Texas
4	F	Abigayle Jackson	6-3	So.	4.2	2.8	Little Rock, Ark.
10	F	Kiyae' White	6-2	R-Fr.	0.8	1.3	Macungie, Pa.
24	F/G	Erin Howard	6-1	Fr.	3.0	1.2	Madison, Wis.
35	F	Natalie Kelly	6-3	Fr.	1.3	0.3	Albany, La.

*out/injured

Head Coach: Terri Williams-Flournoy

Assistants: Ty Evans, Adrian Walters, Clarisse Garcia

#WarEagle
#TeamOfExcellence



AuburnTigers.com



@AuburnWBB | @AuburnTigers
@AUCoachFlo



/AuburnWBB
/AuburnTigers

TEAM SCHEDULE AND MEDIA AVAILABILITY >> DECEMBER 2-8 (times Central unless noted otherwise)

SUNDAY December 2	MONDAY December 3	TUESDAY December 4	WEDNESDAY December 5	THURSDAY December 6	FRIDAY December 7	SATURDAY December 8
GAME 3:00 Auburn vs. Oklahoma	PRACTICE 2:30-6 p.m. Auburn Arena	PRACTICE 2:30-6 p.m. Auburn Arena	PRACTICE 2:30-4 p.m. Auburn Arena TRAVEL to Philadelphia, Pa.	GAME 6:00 Auburn at St. Joseph's Return to Auburn	OFF DAY	OFF DAY
Interviews postgame						

AUBURN ATHLETICS COMMUNICATIONS

QUICK FACTS

AUBURNTIGERS.COM

For updated game notes, statistics and all the latest information on Auburn basketball and gameday activities, go to AuburnTigers.com.

INTERVIEW POLICIES

- Coach Williams-Flournoy, assistant coaches and selected athletes are available for phone and personal interviews by contacting Wes Todd in the athletic communications office.
- Following home games, interviews with Coach Flo and selected players will be conducted in the media room following a 10-minute cooling-off period. Visiting coaches and players, if requested, will be available first.
- Interviews following road contests will be conducted in accordance with the home team's media policies.
- Practices are generally closed to the public, but media may cover practice with advance notice.**

CREDENTIALS

Anyone wishing to cover Auburn women's basketball should contact Wes Todd in the communications office at least one day in advance in order to make the proper arrangements. Game credentials will be held at media will call, located inside the scholarship entrance at Auburn Arena. Parking passes are not needed, except for men's/ women's doubleheaders.

GAME DAY SERVICES

Notes for both teams and flip cards will be provided prior to the game. Stats will be distributed at halftime and after the game. Wireless internet is available in the Arena.

VIDEO SERVICES

FTP feeds of selected Auburn basketball highlights are available for the media. A number of studio and satellite services may be arranged for electronic media by calling War Eagle Productions at 334-750-4345.

PHOTO SERVICES

For photos of Auburn women's basketball or anything pertaining to Auburn Athletics, contact Wade Rackley at 334-750-6907 or via email at wwr0004@auburn.edu.

COMMUNICATIONS STAFF

- Wes Todd Women's Basketball contact
cell: 334-750-5682
email: wlt0006@auburn.edu
- Grant Keith Student assistant/WBB
email: gak0005@auburn.edu
- Kirk Sampson Associate AD
cell: 334-750-1385
email: sampska@auburn.edu

GENERAL INFORMATION

Location..... Auburn, Ala.
Founded1856
Enrollment.....29,776
Nickname Tigers
Colors..... Burnt Orange and Navy Blue
Facility (Capacity) Auburn Arena (9,121)
President Dr. Steven Leath
Director of Athletics Allen Greene
Sr. Assoc. AD/SWA..... Monique Holland

WOMEN'S BASKETBALL HISTORY

First Year of Women's Basketball1971
All-Time Record (Years)..... 918-470 (48th)
All-Time SEC Record (since 1981) 227-229
All-Time Home Record 427-113
at Auburn Arena (since 2010)..... 80-42
NCAA Tournament Appearances..... 20
Last NCAA App./Result..... 2017 - First Round
SEC Regular-Season Championships 5
..... 1981, 1987, 1988, 1989, 2009
SEC Tournament Championships..... 4
..... 1981, 1987, 1990, 1997

COACHING & SUPPORT STAFF

Head Coach..... Terri Williams-Flournoy
Alma Mater, Year Penn State, 1991
Overall Record 250-196 (.561) / 15th year
Auburn Record107-92 (.537) / 7th year
Associate Head Coach (Year at Auburn) Ty Evans (7th)
Alma Mater, Year Wisconsin-Whitewater (1995)
Assistant Coach (Year at Auburn)Adrian Walters (7th)
Alma Mater, Year St. Francis (Pa.) (1987)
Assistant Coach (Year at Auburn)Clarisse Garcia (3rd)
Alma Mater, Year Villanova (2007)
Strength & Conditioning CoachClaus Souza
Director of Basketball Operations Bianca Webb
Director of Basketball Services Justin Peak
Athletic Trainer..... Catherine Gordon
Grad. Student Mgrs Anthony Evans, Rebecca Walthall

GAMEDAY EXPERIENCE: AUBURN ARENA

>> Auburn Arena is in its ninth season as home of Auburn Basketball. The Tigers are 80-42 since moving to the Arena in 2010-11. The facility seats 9,121 for basketball and also hosts Auburn volleyball and gymnastics.



TEAM INFORMATION

2017-18 Record14-15
2017-18 SEC Record 5-11
SEC Finish..... 10th
Starters Returning/Lost 4/1
Letterwinners Returning/Lost 6/6
Squad Members Returning..... 2
Newcomers..... 4

AUBURN TIGERS SPEED CHART

Overall: 5-1 SEC: 0-0

Head Coach: Terri Williams-Flournoy (7th Season)

Daisa Alexander - DAY-zha
Emari Jones - e-MAR-ee
Janiah McKay - jah-NYE-uh

Kiyae' White - kye-YAY
Terri Williams-Flournoy - Fluh-NOY

			Pts	Reb	Stl	Ast	Blk	
0	DAISA ALEXANDER G • 5-8 • Jr. • Decatur, Ga. • Southwest DeKalb HS	Season High	20	8	3	8	-	<ul style="list-style-type: none"> • 2018 SEC All-Defensive Team • GW jumper/FT w/ :17 left at New Mexico • AU's 2nd-leading scorer in '18 (14.2 ppg) • Led SEC in steals in '18 (2.8/game) • Career-high 25 pts at Indiana (12/3/17)
		Career High	25	8	7	8	2	
		PPG	RPG	APG	FG	3FG	FT	
		18-19	11.2	4.3	3.0	.422	.318	
1	ROBYN BENTON G • 5-9 • Fr. • Conyers, Ga. • Greater Atlanta Christian	Season High	16	2	3	3	1	<ul style="list-style-type: none"> • 16 pts in Auburn debut vs. Grambling (11/6) • No. 17 national overall prospect, No. 6 guard • 1st-team all-state, GHSA POY as junior • Sister of frm. UT football player Inky Johnson
		Career High	16	2	3	3	1	
		PPG	RPG	APG	FG	3FG	FT	
		18-19	8.3	1.7	1.3	.452	.364	
2	BROOKE MOORE G • 5-7 • Fr. • McDonough, Ga. • Henry County HS	Season High	3	1	-	1	-	<ul style="list-style-type: none"> • Made AU debut at XULA; scored 3 points • Missed first five games with injury • No. 42 national overall prospect; No. 11 guard • 3x AJC Player of the Year • Avg. 22.3 pts, 4.0 ast, 3.0 stls as HS senior
		Career High	3	1	-	1	-	
		PPG	RPG	APG	FG	3FG	FT	
		18-19	3.0	1.0	1.0	.111	.167	
3	ERICA SANDERS G • 5-10 • Sr. • San Antonio, Texas • Johnson HS	Season High	-	-	-	-	-	<ul style="list-style-type: none"> • Out for 6-8 weeks with knee injury • Played in 20 games in 17-18 • Career-high 6 steals vs. LA Tech (11/19/17) • Defensive specialist, could also play PG
		Career High	9	7	6	5	1	
		PPG	RPG	APG	FG	3FG	FT	
		18-19	-	-	-	-	-	
4	ABIGAYLE JACKSON F • 6-3 • So. • Little Rock, Ark. • Little Rock Central HS	Season High	6	6	-	1	3	<ul style="list-style-type: none"> • 6 pts, 6 reb off bench vs. Nicholls • Played 28 games in '18, started 12 • Led AU with 22 blocks in '18 • 2.0 ppg, 1.7 rpg as a freshman • #1 HS player in Arkansas in class of '17
		Career High	13	7	3	1	3	
		PPG	RPG	APG	FG	3FG	FT	
		18-19	4.2	2.8	0.5	.688	.333	
5	EMARI JONES G • 6-0 • Sr. • Chicago, Ill. • Shawnee CC	Season High	15	10	2	3	1	<ul style="list-style-type: none"> • 28 pts, 16 rebs in first two games of season • Avg. 5.0 pts, 3.2 rebs as junior • Career-high 18 pts vs. Florida (12/31/17) • NJCAA All-American, national leading scorer at Shawnee CC in '16 (742 pts.)
		Career High	18	10	3	3	2	
		PPG	RPG	APG	FG	3FG	FT	
		18-19	12.0	6.3	2.5	.382	.350	
10	KIYAE' WHITE F • 6-2 • R-Fr. • Macungie, Pa. • Emmaus HS	Season High	3	4	0	2	-	<ul style="list-style-type: none"> • 3 pts, 4 rebs, 2 asts in Auburn debut vs. Gram. • Redshirted '17-18 while rehabbing knee injury • #20 forward, 3-star by ESPN HoopGurlz • Leading rebounder at Emmaus HS
		Career High	3	4	0	2	-	
		PPG	RPG	APG	FG	3FG	FT	
		18-19	0.8	1.3	1.0	.200	-	
20	UNIQUE THOMPSON F • 6-3 • So. • Theodore, Ala. • Faith Academy	Season High	19	19	4	2	2	<ul style="list-style-type: none"> • Preseason All-SEC Second Team • 19 pts, career-hi 19 rebs at New Mexico • 3 double-doubles in 2018-19 • 10 career double-doubles in 31 games • Career-high 29 pts at ULL (12/8/17)
		Career High	29	19	4	3	6	
		PPG	RPG	APG	FG	3FG	FT	
		18-19	14.8	12.8	0.7	.574	-	
23	CRYSTAL PRIMM G • 5-11 • R-Jr. • West Palm Beach, Fla. • Duke	Season High	15	6	5	4	-	<ul style="list-style-type: none"> • 15 pts, 4 rebs in Auburn debut vs. Grambling • Career-high 5 steals vs. Nicholls • Redshirted '17-18 after transfer from Duke • Played 33 gms as soph at Duke in '16-17 • Avg. 2.5 pts, 1.6 rebs as sophomore
		Career High	15	6	5	4	-	
		PPG	RPG	APG	FG	3FG	FT	
		18-19	8.8	3.2	1.2	.500	.000	
24	ERIN HOWARD F/G • 6-1 • Fr. • Madison, Wis. • Madison East HS	Season High	8	3	2	1	1	<ul style="list-style-type: none"> • Made 1st 2 AU 3-pt FG in win at New Mexico • Ranked No. 21 forward nationally • USA Today All-Wisconsin 1st team • Avg. 17.4 pts, 11.1 rebs, 3.9 assists as senior • 1st AU player from state of Wisconsin
		Career High	8	3	2	1	1	
		PPG	RPG	APG	FG	3FG	FT	
		18-19	3.0	1.2	0.8	.294	.231	
33	JANIAH MCKAY G • 5-6 • Sr. • Gainesville, Fla. • Gainesville HS	Season High	19	5	3	10	2	<ul style="list-style-type: none"> • Preseason All-SEC Second Team • Leads SEC in assists (6.5/game) • 19 pts, 5 rebs at New Mexico (11/11) • 2nd career D-D (16p/10a) vs. Grambling • Led AU in points (16.6), assists (4.4) in '18
		Career High	29	8	6	13	2	
		PPG	RPG	APG	FG	3FG	FT	
		18-19	14.2	2.8	6.5	.476	.467	
35	NATALIE KELLY F • 6-3 • Fr. • Albany, La. • Albany HS	Season High	2	1	-	-	1	<ul style="list-style-type: none"> • Ranked as No. 38 post player nationally • Avg. 17.1 pts, 12.1 reb, 3.3 stls as HS junior • 2x all-metro selection (Baton Rouge)
		Career High	2	1	-	-	1	
		PPG	RPG	SPG	FG	3FG	FT	
		18-19	1.3	0.7	-	.333	-	

Inside the Matchup

Auburn vs. Oklahoma **0-0 (.000)**

In Auburn: 0-0
 --At Auburn Arena: 0-0
 In Norman: 0-0
 Neutral Sites: 0-0
 Trend: Never met



Auburn Women's Basketball Quick Hitters

- Auburn is the highest-rated SEC team in the latest NCAA RPI (Nov. 30), coming in at No. 13
- Auburn and Oklahoma are playing each other in women's basketball for the first time
- This is Auburn's first home non-conference game against a team not from Louisiana in more than a year
- Auburn defeated Xavier (La.) on the road Wednesday night 77-58
- The win at Xavier (La.) was the 250th career coaching victory for Auburn head coach Terri Williams-FLOURNOY
- Sophomore Unique Thompson has recorded four double-doubles in six games, including three straight
- With 12.8 rebounds per game, Thompson ranks second in the SEC and 11th in the nation
- Thompson's 9.2 defensive rebounds per game rank second in the SEC and seventh nationally
- Thompson now has 11 career double-doubles, tied for 14th in Auburn history
- Thompson's 19-point, 14-rebound double-double at Iowa State was her 3rd of the season and 9th of her career
- Thompson's 19 rebounds at New Mexico were a career-high and the most by an Auburn player since 2015
- Under Coach Flo, Auburn is 4-0 when scoring at least 90 points and 25-1 when scoring at least 80 points
- Six Auburn players scored in double-figures vs. Grambling; the first time Auburn has done that since 2008 vs. Sam Houston State
- Janiah McKay (16 pts/10 assists) and Unique Thompson (14 pts/13 rebs) both had double-doubles in the season-opening win over Grambling; Thompson now has 8 double-doubles in 29 career games
- McKay moved up to 20th all-time in scoring at Auburn with 13 points vs. UL-Lafayette; she now has 1,275 points
- McKay leads Auburn in scoring through five games with 15.2 ppg; she also averages an SEC-leading 6.4 assists
- Senior Emari Jones had a career-high 10 rebounds vs. UL-Lafayette; she is averaging 12.0 points and 6.3 rebounds
- Jones was Auburn's leading scorer for the first time in her career with 16 points at Xavier (La.)
- Auburn is 72-30 in non-conference games under Terri Williams-FLOURNOY and has won 16 out of their last 17 at home
- The Tigers have won 10 consecutive home non-conference games dating back to the 2016-17 season
- Auburn is 232-55 all-time in the month of November; Coach Flo is 32-9 in November at Auburn
- Auburn returns four starters and six letterwinners from the 2017-18 squad that finished 14-15 overall (5-11 SEC)
- Senior guard Janiah McKay and sophomore forward Unique Thompson were named Preseason All-SEC (2nd team)
- McKay is Auburn's leading returner in scoring (16.6 ppg), assists (4.4/game) and minutes played (32.3/game)
- Thompson averaged 11.5 ppg last year and recorded 7 double-doubles, tying DeWanna Bonner for the Auburn freshman record; she was named to the All-SEC Freshman Team
- Junior guard Daisa Alexander averaged 14.2 ppg last season and led the SEC with 2.8 steals/game; she was named to the SEC All-Defensive Team
- Auburn's 2018-19 freshman class was ranked the No. 13 signing class in the nation by ESPN HoopGurlz
- Coach Terri Williams-FLOURNOY is in her seventh season at Auburn, her 15th as a head coach, and her 27th overall in college coaching
- In SEC preseason polls, Auburn was picked to finish 8th by both the media and the league's coaches

Moving On Up (Auburn Career Milestone Watch) . . .

- **Janiah McKay** is 20th in career points scored with 1,284; needs 22 to tie for 19th (C.C. Hayden, 1,306)
- **Janiah McKay** is 10th in career assists with 353; needs 33 to tie for 9th (Debra Larkin, 386)
- **Janiah McKay** is 7th in career free throws made with 327; needs 13 to tie for 6th (Becky Jackson, 340)
- **Janiah McKay** is 9th in career free throw percentage (.762); 8th is Helene Baroody (.767), 7th is Brenda Hill (.768)
- **Coach Terri Williams-FLOURNOY** won her 250th game as a head coach vs. Xavier (La.) on Nov. 28
- **Coach Terri Williams-FLOURNOY** won her 500th collegiate game (249 as head coach; 251 as assistant) vs. UL-Lafayette on Nov. 25

Inside the Numbers

		
CATEGORY	AUBURN	OKLAHOMA
Points Per Game	78.0	79.8
Scoring Margin	+16.8	+1.0
Field Goal %	45.0%	45.8%
Opp. Field Goal %	35.4%	41.0%
3 pt Field Goal %	32.8%	34.1%
Opp. 3FG %	31.3%	35.5%
Rebounds	41.3	46.5
Opp. Rebounds	34.2	38.3
Rebound Margin	+7.2	+8.2
Turnovers	17.2	23.2
Opp. Turnovers	21.0	18.2
Steals	12.3	9.3
Opp. Steals	9.5	10.2
Blocks	4.3	3.2
Opp. Blocks	1.2	3.7

INDIVIDUAL CATEGORY LEADERS

Auburn	Oklahoma
Unique Thompson - 14.8	Taylor Robertson - 18.3
Unique Thompson - 12.8	Madi Williams - 10.3
Janiah McKay - 6.5	Tatum Veitenheimer - 3.8
Janiah McKay - 2.5	Tatum Veitenheimer - 1.8
Unique Thompson - 1.5	Madi Williams - 1.0
Janiah McKay - 32.7	Taylor Robertson - 31.5
Unique Thompson - .574	Jessi Murcer - .575
Janiah McKay - .467	Tatum Veitenheimer - .545
Emari Jones - .857	Taylor Robertson - 1.000

OPENING TIP

» Auburn faces one of its toughest tests of the early season as the Tigers welcome the Oklahoma Sooners to Auburn Arena for the SEC/Big 12 Challenge on Sunday afternoon. Game time is 3 p.m. CT, and the contest will be televised by SEC Network.

» Auburn is 5-1 on the season; the Tigers defeated Xavier (La.) on the road Wednesday night 77-58.

» Oklahoma is 2-4 on the year and fell at New Mexico on Wednesday night 84-80.

LAST TIME OUT

» Senior Emari Jones scored 16 points to lead three Tigers in double-figures as Auburn women's basketball defeated Xavier (La.) 77-58 Wednesday night.

» It was the 250th career head coaching victory for Auburn's Terri Williams-Flournoy, now in her seventh season at Auburn and 15th as a collegiate head coach.

» Auburn took advantage of 25 turnovers by the Gold Nuggets, turning those into 24 points. The Tigers also used a big early run in the third quarter to break open what had been a nine-point game at the half.

» Jones' 16 points led all scorers; she also added four rebounds and a pair of assists. Unique Thompson finished with 15 points and a game-high eight rebounds, and Daisa Alexander used a 10-point third quarter to finish with 13 along with six rebounds and five assists. Janiah McKay had a team-leading seven assists along with nine points and five rebounds.

» The Tigers shot 43.9 percent from the floor and hit a season-high 10 3-pointers – four from Jones – and had 22 assists on their 29 field goals. Auburn also recorded 14 steals; Thompson and Alexander had three apiece.

UP NEXT

» Auburn travels to Philadelphia, Pa., to face St. Joseph's on Thursday, Dec. 6. Game time is 6 p.m. at Michael J. Hagan Arena.

» The Tigers' next home game is Sunday, Dec. 16, vs. Samford.

AN AUBURN WIN WOULD...

» Be Auburn's 12th non-conference win in its last 13 games.

» Be Auburn's 11th straight home non-conference win.

» Snap an 8-game losing streak against Big 12 opponents.

» Give the Tigers a 6-1 start for the third time in the last four seasons.

AUBURN VS. OKLAHOMA

» This is the first meeting between Auburn and Oklahoma in women's basketball.

» Oklahoma will be the eighth current member of the Big 12 Auburn has faced. The Tigers are 4-8 all-time against current Big 12 teams, 0-1 this season (Iowa State).

» Auburn is seeking its first win over a Big 12 opponent since the 2003 WNIT Championship game when the Tigers defeated Baylor 64-63. Since then, Auburn has dropped contests to Kansas State (twice), Iowa State (twice), Texas A&M (twice, before the Aggies joined the SEC) Baylor and West Virginia.

SCOUTING THE SOONERS

» Oklahoma is 2-4 and comes into Sunday's game having dropped four straight. The Sooners have faced tough competition their last four games, falling to a ranked USF squad, along with UAB, Clemson and

New Mexico. OU has wins over Western Kentucky and Northwestern State.

» The Sooners average 79.8 points/game while giving up 78.8. OU has turned the ball over 23.2 times per game. OU is also one of the top rebounding teams in the nation, averaging 46.5 boards/game (18th NCAA).

» Taylor Robertson is the Sooners' leading scorer with 18.3 points/game. Robertson is the nation's No. 2-ranked 3-point shooter, averaging 4.8 treys per game. She has made 34 field goals this season, 29 of them 3-pointers. She is also a perfect 13-of-13 at the free-throw line.

» Oklahoma was picked to finish fifth in the Big 12.

SCOUTING AUBURN

» Auburn is 5-1 on the season after advancing to the semifinals of the preseason WNIT. The Tigers have wins over Grambling, Nicholls, New Mexico, UL-Lafayette and Xavier (La.) while dropping a 3-point game at Iowa State. The Tigers are No. 13 in the latest NCAA RPI (as of Nov. 30).

» Sophomore forward Unique Thompson is a force under the basket and has been key to Auburn's success early this year. She has four double-doubles in six games and leads the Tigers with 14.8 points and 12.8 rebounds. As a freshman last season, she averaged 11.5 ppg and 8.4 rpg with 7 double-doubles, tying the Auburn freshman record.

» Senior point guard Janiah McKay leads the Tigers in scoring with 15.2 points/game; she also leads the SEC with 6.4 assists/game. McKay is the Tigers' leading returning scorer for the second straight season after averaging 16.6 ppg last season. McKay ranks 20th in career scoring at Auburn with 1,275 points.

» Junior Daisa Alexander had a breakout sophomore season where she scored 14.2 points/game and led the SEC with 2.8 steals/game, earning a nod to the SEC All-Defensive Team. So far this season, Alexander is averaging 11.2 points/game and had a career-high 8 assists vs. Louisiana-Lafayette.

» Senior Emari Jones has been one of Auburn's most consistent scorers so far in 2018-19, averaging 12.0 points/game and scoring in double-figures in four of six games so far. In 2017-18, she started 16 games and averaged 5.0 points. She transferred to Auburn prior to the 2016-17 season after a year at Shawnee CC in Ullin, Ill., where she was the nation's leading junior college scorer with 746 points in 2015-16.

» Redshirt junior Crystal Primm has given Auburn consistent minutes through her first four games on The Plains, averaging 8.8 points and 3.2 rebounds. Primm transferred from Duke following the 2016-17 season.

» The Tigers' incoming freshman class was ranked No. 13 by ESPN HoopGurlz and included two top-50 prospects in Robyn Benton (#17 overall; #6 guard) and Brooke Moore (#42 overall; #11 guard).

BALANCED SCORING RETURNS

» For the first time since 2008, Auburn had six players finish in double-figures in the Tigers' 97-48 win over Grambling on Nov. 6.

» Junior Janiah McKay and freshman Robyn Benton led the way with 16 points, followed by junior Crystal Primm (15), sophomore Unique Thompson (14), and junior Daisa Alexander and senior Emari Jones (13).

» The last time Auburn had at least six players score 10+ points, seven players did it against Sam Houston State on Dec. 5, 2008, when the Tigers set a school record with 119 points. That night, it was KeKe Carrier (19), DeWanna Bonner (18), Alli Smalley (16),

SEC STANDINGS & SCHEDULE

	<i>(thru games of Nov. 29)</i>					
	SEC Games			All Games		
	W	L	Pct.	W	L	Pct.
Kentucky	0	0	.000	8	0	1.000
Mississippi St.	0	0	.000	7	0	1.000
Tennessee	0	0	.000	5	0	1.000
Alabama	0	0	.000	5	1	.833
AUBURN	0	0	.000	5	1	.833
Arkansas	0	0	.000	5	2	.714
Missouri	0	0	.000	5	2	.714
LSU	0	0	.000	4	2	.667
Texas A&M	0	0	.000	4	2	.667
Georgia	0	0	.000	4	3	.571
South Carolina	0	0	.000	4	3	.571
Vanderbilt	0	0	.000	3	4	.429
Ole Miss	0	0	.000	3	5	.375
Florida	0	0	.000	0	6	.000

Tuesday, Nov. 27

Alabama 59, Stetson 47

Wednesday, Nov. 28

Auburn 77, Xavier (La.) 58
 Arkansas 74, Oral Roberts 61
 Northeastern 79, Florida 66
 Georgia 67, Mercer 60
 Kentucky 87, Morehead State 57
 Mississippi State 98, Little Rock 63
 South Carolina 65, Dayton 55

Thursday, Nov. 29

^ Kansas 68, LSU 61
 ^ TCU 55, Ole Miss 50
 Lamar 74, Texas A&M 68

Saturday, Dec. 1

Alabama vs. Tulsa

Sunday, Dec. 2

^ Arkansas at Iowa State
 ^ Oklahoma at Auburn
 ^ Texas Tech at Florida
 ^ Mississippi State at Texas
 ^ Missouri at West Virginia
 ^ Baylor at South Carolina
 ^ Tennessee at Oklahoma State
 ^ Vanderbilt at Kansas State
 Alabama vs. TBD
 Charleston Southern at Georgia
 Jacksonville State at Ole Miss

^ SEC-Big 12 Challenge

Associated Press Top 25

(Week 4: Nov. 26)

Rk	Team	Record	Prev
1	Notre Dame (32)	6-0	1
2	Connecticut	5-0	2
3	Oregon	6-0	3
4	Baylor	6-0	4
5	Louisville	5-0	5
6	Mississippi State	6-0	6
7	Maryland	6-0	7
8	Stanford	6-0	8
9	Oregon State	5-1	9
10	Texas	6-0	10
11	Tennessee	5-0	11
12	Syracuse	6-1	14
13	NC State	6-0	15
14	Iowa	4-1	12
15	California	6-0	18
16	DePaul	3-2	16
17	Texas A&M	4-1	20
18	South Carolina	3-3	13
19	Arizona State	3-2	19
20	Minnesota	5-0	23
21	Miami	6-1	24
22	Marquette	4-1	22
23	Iowa State	5-0	NR
24	Drake	6-1	NR
25	Kentucky	7-0	NR

Also receiving votes: Northwestern, Missouri, West Virginia, Georgia, South Florida, Virginia Tech, Michigan, Utah, North Carolina, Southern Cal, Florida State, Boise State, LSU.

USA TODAY Coaches' Top 25

(Week 4: Nov. 27)

Rk	Team	Record	Prev
1	Notre Dame (32)	6-0	1
2	Connecticut	5-0	2
3	Oregon	6-0	3
4	Louisville	6-0	4
5	Baylor	6-0	5
6	Mississippi State	6-0	6
7	Stanford	6-0	7
8	Maryland	6-0	10
9	Oregon State	5-1	8
10	Texas	6-0	9
11	Tennessee	5-0	11
12	Syracuse	6-1	15
13	NC State	6-0	13
14	DePaul	4-2	16
15	Iowa	4-1	14
16	Texas A&M	4-1	20
17	Marquette	4-1	19
18	California	6-0	23
19	South Carolina	3-3	12
20	Miami	6-1	22
21	West Virginia	4-1	20
22	Iowa State	5-0	NR
23	Arizona State	3-2	25
24	Drake	6-1	NR
25	Kentucky	7-0	NR

Also receiving votes: Michigan, South Florida, Missouri, Minnesota, Florida State, Southern California, Northwestern, Green Bay, Gonzaga, Virginia Tech, Kansas, Oklahoma State, Georgia, Central Florida, South Alabama, Tulane, New Mexico, UAB, Duke.

Whitney Boddie (13), Reneisha Hobbs (13), Chantel Hilliard (13) and Sherell Hobbs (13).

» Through the first six games, Auburn has four players averaging double-digit scoring and six players averaging at least 8.3 points/game.

OFFENSIVE EXPLOSION

» With 97 points in the season-opening win over Grambling, Auburn hit the 90-point plateau for the fourth time in the Coach Flo era and the first since scoring 92 on Nov. 17, 2014 - also against Grambling.

» Under Coach Flo, Auburn is 4-0 when scoring at least 90 points and 25-1 when scoring at least 80 points.

» Auburn's total of 468 points through six games (78.0 average) are its most since the 2008-09 season, when the Tigers scored 501 in their first six contests (83.5 average).

SEEING DOUBLE

» Auburn players have recorded five double-doubles through six games with four coming from sophomore Unique Thompson.

» Thompson had 16 points and 13 rebounds for her third straight double-double and fifth of the season vs. Louisiana-Lafayette (11/25). She has now had 3 straight double-doubles in back-to-back seasons.

» With her 19-point, 14-rebound effort at Iowa State, Thompson recorded her 10th career double-double. She had reached the milestone by halftime with 16 points and 10 rebounds in the opening 20 minutes; it was the second time in her career she had a double-double by halftime.

» Thompson's 19-point, 19-rebound double-double at New Mexico was her second of the season and marked a career-high in rebounding for the Auburn sophomore.

» Thompson picked up where she left off in 2017-18 with her eighth career double-double, notching 14 points and 13 rebounds in the season-opener against Grambling. And Janiah McKay earned the second of her career with 16 points and 10 assists.

» The last time two Auburn players had a double-double in the same game was Dec. 13, 2015, at Marquette, when Tra'Ce'e Tanner (13 pts/12 rebs) and Brandy Montgomery (24 pts/12 rebs) did so.

CRASHING THE BOARDS

» After rebounding had been a struggle for Auburn much of the last two seasons, the Tigers have been a force on the glass so far in 2018-19. The Tigers average 41.3 rebounds/game and had 53 in the opener vs. Grambling, their most in a game in two seasons.

» Unique Thompson is the Tigers' leading rebounder, averaging 12.8 through six games. Her 19-rebound effort at New Mexico was a career-high, surpassing the 16 boards she pulled down in her collegiate debut at Virginia Tech on Nov. 13, 2017. She was one board shy of another rare Auburn milestone - the Tigers have not had a 20-rebound game since 1995.

» Through games of Nov. 25, Thompson leads the is second in the SEC and ranks 11th in the country in rebounds/game (12.8) and 7th nationally in defensive rebounds/game (9.3).

» Emari Jones had the first double-digit rebounding game of her career with 10 against Louisiana-Lafayette on Nov. 25. She was 2 points shy of her first career double-double.

TURNING UP THE PRESSURE

» Auburn forced a season-high of 26 turnovers

against Louisiana-Lafayette on Nov. 25, turning those into 27 points.

» The Tigers are 2-0 this season and 46-8 under Coach Flo when forcing at least 25 turnovers.

» Auburn ranked No. 2 in the nation in steals (13.2/game) and No. 3 in turnovers forced (22.9) for the 2017-18 season.

» Last year, the Tigers forced at least 20 turnovers in 23 of 29 games last year, including 10 games with at least 25 opponent turnovers. Auburn was 8-2 last year and has won 26 of its last 29 when forcing at least 25 turnovers.

» Auburn's season high of turnovers forced last year was 35 against ULM, which tied for the second-most by Auburn under Coach Flo and the eighth-most in program history.

CROSS-COUNTRY TREK

» From Nov. 10-14 as part of the Preseason WNIT that featured road games at New Mexico and Iowa State, the Tigers traveled 3,741 miles and visited six states in five days:

--Auburn to Atlanta Airport: 100 miles

--Atlanta to Albuquerque: 1,271 miles

--Albuquerque to Phoenix: 330 miles

--Phoenix to Des Moines: 1,155 miles

--Des Moines to Ames (and back): 80 miles

--Des Moines to St. Louis: 237 miles

--St. Louis to Atlanta: 468 miles

--Atlanta to Auburn: 100 miles

AUBURN HONOR ROLL

» **Janiah McKay**

--Preseason All-SEC Second Team

--WNIT All-Tournament Team

» **Unique Thompson**

--Preseason All-SEC Second Team

ON THIS DATE

» Auburn is 11-1 all-time on Dec. 2. The Tigers' last game on this date came in 2014, when Auburn defeated Marquette at home, 79-53.

IN DECEMBER

» Auburn is 232-55 all-time in the month of December (records begin in 1978-79 season, not all dates provided prior to or during that year).

» Under Coach Flo, the Tigers are 32-9 in December.

NEW FACES

» Auburn welcomes four newcomers to the roster for 2018-19, all freshmen. Joining the Tigers this season are Robyn Benton (G, 5-9, Conyers, Ga.); Brooke Moore (G, 5-7, McDonough, Ga.); Erin Howard (G/F, 6-1, Madison, Wis.); and Natalie Kelly (F, 6-3, Albany, La.).

» The Tigers' 2018-19 freshman class was rated the No. 13 signing class in the country by ESPN HoopGurlz.

» Redshirt junior G Crystal Primm (West Palm Beach, Fla.) is eligible this season after sitting out last year under NCAA transfer rules. She transferred to Auburn from Duke in the summer of 2017 and has two years of eligibility.

» Redshirt freshman Kiyae' White (Macungie, Pa.) will be in action this season after sitting out last year while rehabbing an injury.

WELCOME TO THE FAMILY

» Auburn signed five players to NLI's during the early signing period in November.

» The Tigers will welcome **Lauren Hansen** (5-8, G, Setauket, N.Y.); **Annie Hughes** (5-9, G, Pisgah, Ala.); **Maliya Perry** (6-0, G/F, Pickerington, Ohio); **Morgan**

Robinson-Nwagwu (5-8, G, Norcross, Ga.); and **Sania Wells** (5-7, G, Hurley, Miss.) to The Plains beginning in the fall of 2019.

TIGERS IN THE PROS

>> DeWanna Bonner completed her ninth season in the WNBA in 2018, all with the Phoenix Mercury, after taking the 2017 season off for the birth of her twins. Bonner had one of her best pro seasons, averaging 17.3 points, 7.2 rebounds and 3.2 assists while starting all 34 games. She was a beast in the 2018 playoffs, averaging 24.0 points and 11.1 rebounds in seven postseason games. Bonner was named the Associated Press' WNBA Comeback Player of the Year.

>> Brandy Montgomery is playing in Europe for her second season, currently on the roster of Luxembourg side Etzella Ettelbruck. Last year, she played for Visby in Sweden, averaging 16.3 points, 5.1 rebounds and 1.8 assists while helping her team to the league semifinals.

Auburn in the SEC & NCAA Stats

(Thru games of 11/29/18)

Category	Value	SEC	NCAA
Scoring Offense	78.0	4th	47th
Scoring Defense	61.2	9th	128th
Scoring Margin	+16.8	4th	46th
Field Goal Pct.	.450	3rd	53rd
Field Goal Pct. Def.	.354	6th	60th
3-pt FG Pct.	.328	6th	11th
3-pt FG Pct. Def.	.313	11th	203rd
Free Throw Pct.	.689	3rd	149th
Rebounds	41.3	5th	87th
Rebound Margin	+7.2	4th	52nd
Off. Rebounds	14.3	6th	--
Def. Rebounds	27.0	7th	--
Assists	17.5	2nd	34th
Assist/Turnover	1.0	6th	77th
Turnover Margin	+3.8	6th	74th
Turnovers Forced	21.0	4th	52nd
Blocks	4.3	7th	69th
Steals	12.3	4th	26th

INDIVIDUALS (All Games)

Scoring

Unique Thompson	14.8	14th	219th
Janiah McKay	14.2	17th	--
Emari Jones	12.0	29th	--

Rebounding

Unique Thompson	12.8	2nd	11th
Emari Jones	6.5	17th	--

Field Goal Pct.

Unique Thompson	.574	3rd	42nd
Janiah McKay	.476	11th	166th

Assists

Janiah McKay	6.5	1st	13th
--------------	-----	-----	------

Free Throw Pct.

Janiah McKay	.783	7th	197th
--------------	------	-----	-------

Steals

Janiah McKay	2.5	3rd	95th
Unique Thompson	2.3	6th	127th
Daisa Alexander	2.2	T-8th	164th

3-Point FG Pct.

Emari Jones	.250	10th	178th
-------------	------	------	-------

3-Point FG Made

Emari Jones	2.3	8th	138th
-------------	-----	-----	-------

Blocked Shots

Unique Thompson	1.5	T-11th	105th
-----------------	-----	--------	-------

Assist/Turnover

Janiah McKay	2.2	10th	87th
--------------	-----	------	------

Offensive Rebounds

Unique Thompson	3.7	4th	--
Emari Jones	2.7	10th	--

Defensive Rebounds

Unique Thompson	9.2	2nd	7th
-----------------	-----	-----	-----

NCAA RPI Report (AU & Opponents)

(as of 11/29/18)

Rk	Team	Record	AU Result
6	Iowa State	5-1	L 64-67
13	AUBURN	5-1	
15	North Carolina	5-3	--
16	Tennessee	5-0	--
18	Alabama	5-1	--
21	Kentucky	8-0	--
33	LSU	4-2	--
81	Missouri	5-2	--
84	Mississippi State	7-0	--
96	New Mexico	4-1	W 79-76
116	Texas A&M	4-2	--
122	South Carolina	4-3	--
144	Arkansas	5-2	--
148	Ole Miss	3-5	--
158	Vanderbilt	3-5	--
182	Samford	2-5	--
186	Coastal Carolina	4-1	--
187	Georgia	4-3	--
195	Oklahoma	2-4	--
199	Nicholls State	3-4	W 80-59
209	Florida	0-6	--
254	Alabama State	0-5	--
255	Grambling	1-4	W 97-48
263	Louisiana-Lafayette	2-3	W 71-59
289	Elon	2-3	--
318	St. Joseph's	3-4	--

Auburn Career Record Updates

Auburn Career Scoring

No.	Player	Years	Points
1.	DeWanna Bonner	2005-09	2,162
2.	Becky Jackson	1980-84	2,068
3.	Vickie Orr	1985-89	2,035
4.	Marianne Merritt	1975-79	1,979
5.	Carolyn Jones	1988-91	1,831
6.	Natasha Brackett	2001-05	1,716
7.	Brandy Montgomery	2013-17	1,644
8.	Mae Ola Bolton	1984-88	1,616
9.	Alli Smalley	2007-11	1,601
10.	Angie Hannah	1978-82	1,583
11.	Tyrese Tanner	2010-14	1,515
12.	Le'Co'e Willingham	1999-03	1,475
13.	Lori Monroe	1979-83	1,415
14.	Tasha Hamilton	1997-01	1,402
15.	Sherell Hobbs	2005-09	1,372
16.	Linda Godby	1986-90	1,365
17.	Tra'Ce'e Tanner	2012-16	1,327
18.	Debra Larkin	1981-85	1,310
19.	C.C. Hayden	1989-92	1,306
20.	Janiah McKay	2015-present	1,284
21.	Katie Frerking	2013-17	1,271
22.	Conswella Sparrow	1997-00	1,249
23.	Blanche Alverson	2009-13	1,244
24.	Brenda Hill	1981-85	1,222
25.	Monique Morehouse	1992-96	1,191
26.	Lauretta Freeman	1989-93	1,188
27.	Hasina Muhammad	2001-15	1,184
	Sharon Stewart	1984-88	1,184
29.	Ruthie Bolton	1985-89	1,176
30.	Tiffany Krantz	1996-00	1,136

Auburn Career Steals

No.	Player	Years	Steals
1.	Mae Ola Bolton	1985-88	282
2.	Kristen Mulligan	1993-96	253
3.	Ruthie Bolton	1986-89	246
4.	Debra Larkin	1982-85	242
5.	Helene Baroody	1984-87	240
6.	Katie Frerking	2013-17	234
7.	Sherell Hobbs	2005-09	231
8.	Hasina Muhammad	2011-15	223
9.	DeWanna Bonner	2005-09	208
10.	Natasha Brackett	2001-05	202
--	Janiah McKay	2015-present	169

Auburn Career Free Throws

No.	Player	Years	FTs
1.	DeWanna Bonner	2005-09	600
2.	Carolyn Jones	1988-91	438
3.	Tyrese Tanner	2010-14	376
4.	Conswella Sparrow	1997-00	346
	Le'Co'e Willingham	1999-04	346
6.	Becky Jackson	1980-84	340
7.	Janiah McKay	2015-present	327
	Vickie Orr	1985-89	307
9.	Marianne Merritt	1975-79	305
10.	Tasha Hamilton	1997-01	296

Auburn Career Double-Doubles

No.	Player	Years	D-Ds
1.	DeWanna Bonner	2005-09	40
2.	Lauretta Freeman	1989-93	38
3.	C.C. Hayden	1989-92	30
4.	Le'Co'e Willingham	1999-04	29
5.	Vickie Orr	1985-89	27
6.	Monique Morehouse	1992-96	24
7.	Becky Jackson	1980-84	19
8.	Conswella Sparrow	1997-00	15
9.	Tra'Ce'e Tanner	2012-16	14
10.	Tasha Hamilton	1997-01	13
	Sharon Stewart	1984-88	13
12.	Daniellette Coleman	1992-94	12
	Marita Payne	2002-06	12
14.	Unique Thompson	2017-present	11
	Whitney Boddie	2005-09	11
	KeKe Carrier	2005-10	11
17.	Tia Miller	2001-04	8
	Tara Williams	1995-97	8
19.	Katie Frerking	2013-17	7
	Linda Godby	1986-90	7
	Laticia Morris	1995-97	7
	Mandisa Stevenson	2002-04	7
	Tyrese Tanner	2010-14	7
24.	Justine Agbatan	1995-98	6
	Brenda Hill	1982-83	6
	Kendall Mago	1988-92	6
	Samantha Williams	1991-96	6
28.	Ruthie Bolton	1985-89	5
	Jordan Greenleaf	2006-11	5

Auburn Career Assists

No.	Player	Years	Assists
1.	Whitney Boddie	2005-09	603
2.	Renae Halbrooks	1978-82	593
3.	Helene Baroody	1983-87	587
4.	Kristen Mulligan	1992-96	521
5.	Ruthie Bolton	1985-89	526
6.	Martha Monk	1979-81	525
7.	Chantel Tremiere	1987-91	490
8.	Tiffany Krantz	1996-2000	414
9.	Debra Larkin	1981-85	386
10.	Janiah McKay	2015-present	353
11.	Samantha Williams	1991-96	323
12.	Nicole Loudon	2001-05	311
13.	Katie Frerking	2013-17	307
14.	Alli Smalley	2007-11	303
15.	Morgan Toles	2009-11	267
16.	Najat Ouardad	2011-13	259
17.	Cindy Sagrera	1981-84	254
18.	Mae Ola Bolton	1984-88	252
19.	Nitasha Brown	2002-06	236
20.	DeWanna Bonner	2005-09	226
21.	Tasha Hamilton	1997-2001	219
22.	Angie Hannah	1978-82	214
23.	Lynn Stevenson	1987-91	212
24.	LaRita Spencer	1999-2001	209
25.	Terryland Robinson	1989-93	207
	Diann McNeil	1984-88	202
27.	Justine Agbatan	1995-98	201
28.	Nancy Derrick	2000-04	200
	Sherell Hobbs	2005-09	200
30.	Tamela McCorvey	2006-08	189

Auburn Career Free-Throw Pct. (min 150 att.)

No.	Player	Years	Pct. (FT-FTA)
1.	Carolyn Jones	1988-91	.810 (438-541)
2.	Kristen Mulligan	1992-96	.796 (191-240)
3.	DeWanna Bonner	2005-09	.795 (600-777)
4.	Laticia Morris	1995-97	.787 (233-296)
5.	Whitney Boddie	2005-09	.777 (219-282)
6.	Linda Godby	1986-90	.774 (185-239)
7.	Brenda Hill	1982-83	.768 (208-271)
8.	Helene Baroody	1983-87	.767 (155-202)
9.	Janiah McKay	2015-present	.762 (327-429)
10.	Patrena Scruggs	1987-89	.749 (128-171)

TIGERS' RECORD WHEN...

	2018-19	Under Coach Flo
At Home.....	3-0	64-29
On the Road	2-1	27-50
At a Neutral Site	0-0	16-13
When wearing white	3-0	64-23
When wearing orange	1-0	6-10
When wearing blue	1-1	33-55
When wearing pink	0-0	4-4
Leading at the half	5-1	85-19
Trailing at the half.....	0-0	22-68
Tied at the half.....	0-0	0-5
Scores 100+ points.....	0-0	0-0
Scores 90-99 points	1-0	4-0
Scores 80-89 points	1-0	21-1
Scores 70-79 points	3-0	32-6
Scores 60-69 points	0-1	34-19
Scores fewer than 60 points	0-0	14-66
Holds opponent to 41-50 points.....	1-0	27-3
Holds opponent to 31-40 points.....	0-0	6-0
Holds opponent to under 30 points	0-0	2-0
Force 25 or more turnovers.....	2-0	46-8
Shoots 50% FG or better	1-0	28-2
Shoots 40-49% FG	4-1	56-22
Shoots 39.9% or under FG.....	0-0	22-69
Holds opponent under 30% FG	1-0	23-2
Shoots higher FG% than opponent	5-1	89-21
Shoots lower FG% than opponent.....	0-0	18-66
Shoots same FG% as opponent.....	0-0	0-3
Shoots higher FT% than opponent.....	2-1	44-34
Shoots lower FT% than opponent.....	3-0	62-58
Shoots same FT% as opponent	0-0	0-1
Out-rebounds opponent	5-0	68-25
Out-rebounded by opponent.....	0-1	35-66
Tied in rebounds	0-0	3-2
Versus ranked opponent	0-0	4-41
In overtime	0-0	3-4
Games decided by 3 points or less	1-1	8-14
Games decided by 4-5 points	0-0	10-13
Games decided by 6-10 points	0-0	25-24
Games decided by 11-20 points	2-0	31-26
Games decided by 21-30 points.....	1-0	22-9
Games decided by 30+ points.....	1-0	11-6
On Television/Digital.....	4-0	52-61
In November.....	5-1	31-13
In December	0-0	32-8
In January	0-0	13-34
In February.....	0-0	19-26
In March	0-0	11-11

2018-19 Auburn Superlatives...

First Half

Most points scored in the first quarter.....	26, vs. Grambling (11/6/18)
Most points scored in the second quarter.....	20, at Iowa State (11/13/18) & at XULA (11/28/18)
Most points scored in the first half	44, vs. Grambling (11/6/18)
Fewest points scored in the first half.....	34, vs. Louisiana-Lafayette (11/25/18)
Fewest points allowed in the first half.....	20, vs. Grambling (11/6/18)
Most points allowed in the first half	33, at New Mexico (11/11/18)
Best FG % in the first half518, at Iowa State (11/13/18)
Worst FG % in the first half303, at New Mexico (11/11/18)
Best FG % by an opponent in the first half.....	.458, at XULA (11/28/18)
Worst FG % by an opponent in the first half242, vs. Grambling (11/6/18)
Most rebounds in the first half.....	29, at New Mexico (11/11/18)
Fewest rebounds in the first half.....	16, at XULA (11/28/18)
Most rebounds by an opponent in the first half.....	19, at New Mexico (11/11/18) & at Iowa State (11/13/18)
Fewest rebounds by an opponent in the first half	10, vs. Nicholls State (11/9/18)

Second Half

Most points scored in the third quarter.....	27, vs. Nicholls State (11/9/18)
Most points scored in the fourth quarter.....	29, vs. Grambling (11/6/18)
Most points scored in an overtime period	
Most points scored in the second half	53, vs. Grambling (11/6/18)
Fewest points scored in the second half.....	26, at Iowa State (11/13/18)
Fewest points allowed in the second half.....	28, vs. Grambling (11/6/18) & at XULA (11/28/18)
Most points allowed in the second half	43, at New Mexico (11/11/18)
Best FG % in the second half564, vs. Grambling (11/6/18)
Worst FG % in the second half310, at Iowa State (11/13/18)
Best FG % by an opponent in the second half.....	.467, at Iowa State (11/13/18)
Worst FG % by an opponent in the second half280, vs. Grambling (11/6/18)
Most rebounds in the second half	25, vs. Grambling (11/6/18)
Fewest rebounds in the second half.....	16, at New Mexico (11/11/18)
Most rebounds by an opponent in the second half.....	23, at Iowa State (11/13/18)
Fewest rebounds by an opponent in the second half	12, vs. Grambling (11/6/18)

Game

Most points scored	97, vs. Grambling (11/6/18)
Fewest points scored.....	64, at Iowa State (11/13/18)
Most points allowed	76, at New Mexico (11/11/18)
Fewest points allowed.....	48, vs. Grambling (11/6/18)
Best FG %.....	.535, vs. Grambling (11/6/18)
Worst FG %411, at Iowa State (11/13/18)
Best FG % by an opponent.....	.381, at New Mexico (11/11/18)
Worst FG % by an opponent259, vs. Grambling (11/6/18)
Most rebounds.....	53, vs. Grambling (11/6/18)
Fewest rebounds	34, at XULA (11/28/18)
Most rebounds by an opponent.....	42, at Iowa State (11/13/18)
Fewest rebounds by an opponent	26, vs. Grambling (11/6/18)

Miscellaneous

Highest-scoring quarter.....	29, 4Q vs. Grambling (11/6/18)
Lowest-scoring quarter	7, 3Q at Iowa State (11/13/18)
Highest-scoring opponent quarter	23, 3Q at New Mexico (11/11/18)
Lowest-scoring opponent quarter.....	5, 2Q vs. Grambling (11/6/18)
Largest margin in a single quarter	+17 (29-12), 4Q vs. Grambling (11/6/18)
Largest margin of victory.....	49, vs. Grambling (11/6/18)
Smallest margin of victory	3, at New Mexico (11/11/18)
Largest margin of defeat.....	
Smallest margin of defeat	3, at Iowa State (11/13/18)
Largest halftime lead	24, vs. Grambling (11/6/18)
Smallest halftime lead	3, at New Mexico (11/11/18)
Times tied at halftime.....	
Largest halftime deficit.....	
Smallest halftime deficit	
Largest rebounding margin.....	+27, vs. Grambling (11/6/18)
Smallest rebounding margin.....	+1, vs. Louisiana-Lafayette (11/25/18) & at XULA (11/28/18)
Last time tied in rebounding.....	
Largest rebounding deficit.....	-6, at Iowa State (11/13/18)
Smallest rebounding deficit.....	
Largest deficit overcome to win game	4, at New Mexico (11/11/18)
Largest lead lost.....	15, at Iowa State (11/13/18)

MISCELLANEOUS STATISTICS

Double-Doubles	Season	Career
Unique Thompson	4	11
Janiah McKay	1	2

30+ Point Games	Season	Career

20+ Point Games	Season	Career
Daisa Alexander	1	7
Janiah McKay	0	17
Unique Thompson	0	3

10+ Rebound Games	Season	Career
Unique Thompson	5	16

10+ Assist Games	Season	Career
Janiah McKay	1	2

5+ Steal Games	Season	Career
Crystal Primm	1	1
Janiah McKay	0	5
Daisa Alexander	0	2
Erica Sanders	0	1

5+ Block Games	Season	Career
Unique Thompson	0	1

GAMES LED AUBURN IN...

Scoring	Season	Career
Unique Thompson	4	9
Janiah McKay	2	30
Daisa Alexander	1	8
Robyn Benton	1	1
Emari Jones	1	1

Rebounding	Season	Career
Unique Thompson	6	25
Emari Jones	0	3
Daisa Alexander	0	2
Abigail Jackson	0	2
Janiah McKay	0	2
Erica Sanders	0	2

Assists	Season	Career
Janiah McKay	5	57
Daisa Alexander	1	2
Emari Jones	1	2
Erica Sanders	0	5
Unique Thompson	0	2

(includes games where lead was shared)

2018-19 DOUBLE-DOUBLES

- Unique Thompson vs. Grambling (14 pts, 13 reb)
- Janiah McKay vs. Grambling (16 pts, 10 ast)
- Unique Thompson at New Mexico (19 pts, 19 reb)
- Unique Thompson at Iowa State (19 pts, 14 reb)
- Unique Thompson vs. UL-Lafayette (16 pts, 13 reb)

Last Time an Auburn Team...

Scored 90 points	Auburn 97, Grambling State 48, in Auburn, Ala. (Nov. 6, 2018)
Scored 100 points	Auburn 119, Sam Houston State 54, in Auburn, Ala. (Dec. 5, 2008)
Scored 100 points in an SEC game	Auburn 102, Tennessee 96, SEC Tournament in Albany, Ga. (Mar. 6, 1987)
Scored 100 at home	Auburn 119, Sam Houston State 54, in Auburn, Ala. (Dec. 5, 2008)
Scored 80 points and lost	Virginia Tech 92, Auburn 87 [OT] in Auburn, Ala. (Dec. 18, 2016)
Scored 90 points and lost	Kentucky 91, Auburn 90 [2OT], in Auburn, Ala. (Feb. 2, 1986)
Scored 100 points and lost	Never
Scored 110+ points	Auburn 119, Sam Houston State 54, in Auburn, Ala. (Dec. 5, 2008)
Scored 50-59 points in a half	53 - 2nd half vs. Grambling State (Nov. 6, 2018)
Scored 60 or more points in a half	62 (2nd half) - vs. Drake in New Orleans, La. (Dec. 21, 2016)
Scored 30 or more points in a quarter	30 (4th quarter) - vs. Florida in Auburn, Ala. (Dec. 31, 2017)
Scored 50 points or less in a game	48 - at Kentucky in Lexington, Ky. (Feb. 1, 2018)
Scored 50 points or less and won	Auburn 47, Missouri 45 [SEC] in Jacksonville, Fla. (March 3, 2016)
Scored 40 points or less in a game	Georgia 63, Auburn 30, in Athens, Ga. (Jan. 28, 2016)
Scored less than 10 points in a quarter	7 points (3rd quarter) vs. Iowa State in Ames, Iowa (Nov. 13, 2018)
Scored less than 20 points in a 1st half	16 points vs. Missouri in Auburn, Ala. (Feb. 15, 2018)
Scored less than 20 points in a 2nd half	18 points vs. Missouri [SEC] in Jacksonville, Fla. (March 3, 2016)
Had 35+ rebound margin	36 - (52-16) vs. Alabama A&M in Normal, Ala. (Nov. 15, 2013)
Had 25+ rebound margin	33 - (53-26) vs. Grambling State in Auburn, Ala. (Nov. 6, 2018)
Had 20+ rebound margin	33 - (53-26) vs. Grambling State in Auburn, Ala. (Nov. 6, 2018)
Attempted 30 free throws	33 - vs. Southeastern Louisiana in Auburn, Ala. (Dec. 19, 2017)
Attempted 35 free throws	35 - vs. Florida A&M in Auburn, Ala. (Nov. 28, 2009)
Attempted 40 free throws	41 - vs. Alabama State in Auburn, Ala. (Nov. 15, 2006)
Attempted 5 free throws or less	5 - vs. Tennessee [SEC] in Nashville, Tenn. (March 1, 2018)
Did not attempt a free throw	Never
Made 20 free throws	20 - vs. Alabama in Auburn, Ala. (Jan. 28, 2018)
Made 25 free throws	29 - vs. South Carolina (29-38) in Auburn, Ala. (Feb. 17, 2008)
Made 30 free throws	31 - vs. Northwestern State (31-43) (Dec. 30, 2003)
Had 25 assists	25 - vs. Ole Miss in Auburn, Ala. (Jan. 8, 2017)
Had 25 turnovers	25 - at Kentucky in Lexington, Ky. (Feb. 1, 2018)
Had 10 turnovers or less	8 - vs. Vanderbilt in Auburn, Ala. (Feb. 12, 2018)
Had 25+ steals	Never
Had 20-24 steals	21 - vs. ULM in Auburn, Ala. (Nov. 29, 2017)
Had 15-19 steals	15 - vs. Louisiana-Lafayette in Auburn, Ala. (Nov. 25, 2018)
Had 10-14 blocks	10 - vs. Louisiana Tech in Auburn, Ala. (Nov. 19, 2017)
Had 15+ blocks	15 - at Florida International in Miami, Fla. (Dec. 29, 2014)
Won an overtime game	Auburn 71, Arkansas 60 [1OT] in Auburn, Ala. (Jan. 24, 2016)
Lost an overtime game	Alabama 63, Auburn 61 [1OT] in Auburn, Ala. (Feb. 20, 2017)
Played a double overtime game	Auburn 70, Alabama 65 [2OT] in Auburn, Ala. (Feb. 27, 2014)
Played three or more overtimes	Never
Shot 70% for a half	70.6% (24-of-34) vs. Florida A&M in Auburn, Ala. (Dec. 15, 2013)
Shot 60% for a game	61.8% (34-for-55) vs. Alabama (Jan. 22, 2009)
Shot less than 30% for a game	27.6% (21-of-76) vs. Missouri in Auburn, Ala. (Feb. 15, 2018)
Shot 90-99.9% from the free throw line (minimum 10 attempts)	92.3% (12-of-13) vs. Nicholls State in Auburn, Ala. (Nov. 9, 2018)
Shot 100% from the free throw line (minimum 10 attempts)	100% (16-of-16) vs. Texas A&M in Auburn, Ala. (Jan. 7, 2018)
Shot 50% on 3-pointers (minimum 5 attempts)	55.6% (5-of-9) vs. Alabama in Auburn, Ala. (Jan. 28, 2018)
Shot 20-30% in a half	20.0% (6-of-30), 2nd half vs. Vanderbilt in Auburn, Ala. (Feb. 12, 2018)
Shot less than 20% in a half	18.4% (7-of-38), 1st half vs. Missouri in Auburn, Ala. (Feb. 15, 2018)
Shot 55% or better and lost	58.1%, (25-of-43) vs. Tennessee (Jan. 20, 2005)
Made at least 10 3-point field goals	10-of-24 at XULA in New Orleans, La. (Nov. 28, 2018)
Failed to make a 3-point field goal	0-of-5 vs. Southern in Auburn, Ala. (Dec. 9, 2017)
Had 60+ rebounds	61 - vs. Stephen F. Austin in Auburn, Ala. (Dec. 17, 2007)
Had 50-59 rebounds	53 - vs. Grambling State in Auburn, Ala. (Nov. 6, 2018)
Defeated a Top-25 opponent	Auburn 80, #16 Florida 58, in Auburn, Ala. (Feb. 14, 2016)
Defeated a Top-10 opponent	Auburn 66, #7 Kentucky 61, in Auburn, Ala. (Jan. 3, 2016)
Defeated a Top-25 opponent on the road	Auburn 68, #16 Vanderbilt 62, in Nashville, Tenn. (Feb. 13, 2014)

Last Time an Auburn Player...

Scored 25 points	25 - Janiah McKay at Mississippi State in Starkville, Miss. (Feb. 22, 2018)
Scored 30 points	32 - Katie Frerking at Texas A&M in College Station, Texas (Feb. 5, 2017)
Scored 35 points	35 - DeWanna Bonner vs. Tennessee (Jan. 25, 2009)
Scored 40 points	41 - Conswella Sparrow vs. South Alabama (Feb. 17, 1998)
Had 10+ rebounds	Unique Thompson (13) and Emari Jones (10) vs. Louisiana-Lafayette in Auburn, Ala. (Nov. 25, 2018)
Had 15+ rebounds	19 - Unique Thompson at New Mexico in Albuquerque, N.M. (Nov. 11, 2018)
Had 20 rebounds	20 - Monique Morehouse at LSU (Feb. 4, 1995)
Had 10 assists	10 - Janiah McKay vs. Grambling State (Nov. 6, 2018)
Had 15 assists	18 - Martha Monk vs. Alabama State (Feb. 18, 1981)
Had 5 blocks	6 - Unique Thompson vs. Louisiana Tech in Auburn, Ala. (Nov. 19, 2017)
Had 7 blocks	7 - Jassany Williams vs. Duke (Nov. 18, 2011)
Had 10 blocks	13 - Marita Payne vs. Arkansas (Feb. 3, 2005)
Had 5 steals	5 - Crystal Primm vs. Nicholls State in Auburn, Ala. (Nov. 9, 2018)
Had 8 steals	8 - Brandy Montgomery vs. East Carolina in Auburn, Ala. (Dec. 5, 2015)
Had 10 steals	10 - Kristen Mulligan vs. Northeast Illinois in Auburn, Ala. (Dec. 18, 1992)
Made 10 field goals	10 - Janiah McKay (10-20) vs. Tennessee [SEC] in Nashville, Tenn. (March 1, 2018)
Made 15 field goals	15 - Conswella Sparrow (15-16) vs. South Alabama (Feb. 17, 1998)
Attempted 20 field goals	20 - Janiah McKay (10-20) vs. Tennessee [SEC] in Nashville, Tenn. (March 1, 2018)
Attempted 25 field goals	28 - Brandy Montgomery (8-28) at Marquette in Milwaukee, Wis. (Dec. 13, 2015)
Made 5 three-point field goals	5 - Brandy Montgomery vs. Ole Miss in Auburn, Ala. (Jan. 8, 2017)
Made 8 three-point field goals	8 - Tiffany Krantz vs. Troy State in Auburn, Ala. (Nov. 21, 1997)
Attempted 10 three-point field goals	10 - Brandy Montgomery vs. Virginia Tech in Auburn, Ala. (Dec. 18, 2016)
Attempted 15 three-point field goals	16 - Brandy Montgomery at Marquette in Milwaukee, Wis. (Dec. 13, 2015)
Made 10 free throws	11 - Janiah McKay (11-12) vs. LSU in Auburn, Ala. (Feb. 8, 2018)
Made 15 free throws	Never
Shot 100% at the free throw line (min. 10 attempts)	11-11 - Janiah McKay vs. Texas A&M in Auburn, Ala. (Jan. 7, 2018)

SEC PRESEASON POLL (Media Vote)**Order of Finish**

- Mississippi State
- South Carolina
- Tennessee
- Georgia
- Missouri
- Texas A&M
- Kentucky
- Auburn
- LSU
- Alabama
- Arkansas
- Florida
- Vanderbilt
- Ole Miss

Player of the Year

Teaira McCowan, Mississippi State

All-SEC Team

Caliya Robinson, Georgia
 Anriel Howard, Mississippi State
 Teaira McCowan, Mississippi State
 Sophie Cunningham, Missouri
 Alexis Jennings, South Carolina
 Renna Davis, Tennessee
 Chennedy Carter, Texas A&M

SEC PRESEASON POLL (Coaches' Vote)**Order of Finish**

- Mississippi State
- South Carolina
- Georgia
- Tennessee
- Missouri
- Texas A&M
- Kentucky
- Auburn
- LSU
- Alabama
- Arkansas
- Florida
- Vanderbilt
- Ole Miss

Player of the Year

Teaira McCowan, Mississippi State

All-SEC First Team

Caliya Robinson, Georgia
 Maci Morris, Kentucky
 Anriel Howard, Mississippi State
 Teaira McCowan, Mississippi State
 Sophie Cunningham, Missouri
 Tyasha Harris, South Carolina
 Renna Davis, Tennessee
 Chennedy Carter, Texas A&M

All-SEC Second Team

Malica Monk, Arkansas
 Jannah McKay, Auburn
 Unique Thompson, Auburn
 Taylor Murray, Kentucky
 Ayana Mitchell, LSU
 Shandricka Sessom, Ole Miss
 Amber Smith, Missouri
 Alexis Jennings, South Carolina
 Evina Westbrook, Tennessee

Had a double-double..... Unique Thompson (16 p/13 r) vs. Louisiana-Lafayette in Auburn, Ala. (Nov. 25, 2018)
 Had 2 consecutive double-doubles Unique Thompson: 19/14 at Iowa State; 16/13 vs. ULL (Nov. 13-25, 2018)
 Had 3 consecutive double-doubles..... Unique Thompson: 19/19 at UNM; 19/14 at Iowa St., 16/13 vs. ULL (Nov. 11-25, 2018)
 Had 4 consecutive double-doubles DeWanna Bonner: vs. SC, at OM, at UGA, vs. Vandy (Feb. 17-28, 2008)
 Had 5 consecutive double-doubles..... Le'Coe Willingham: vs. ALA, at ARK, vs. MSU, at UT, at UK (Jan. 22-Feb. 5, 2004)
 Had a double-double at halftime Unique Thompson (10 pts/10 rebs) vs. Louisiana Tech in Auburn, Ala. (Nov. 19, 2017)
Two players had a double-double Unique Thompson (14 p/13 r) & Jannah McKay (16 p/10 a) vs. Grambling State (Nov. 6, 2018)
Recorded a double-double with points and assists Jannah McKay (16 pts/10 assists) vs. Grambling State (Nov. 6, 2018)
 Scored 20 points & had 20 rebounds Lauretta Freeman (30 pts/21 rebs.) vs. Alabama. (Feb. 17, 1993)
 Had a triple-double..... Whitney Boddie (24 pts./11 rebs./12 ast.) vs. Sam Houston State (Dec. 5, 2008)
 Two players scored 20 points..... Jannah McKay (23) and Unique Thompson (20) vs. LSU in Auburn, Ala. (Feb. 8, 2018)
 Two players scored 30 points..... Laticia Morris (33 points) vs. South Alabama (Jan. 14, 1997)
 Had 2 straight 25-point games..... Jannah McKay: 27 at South Carolina, 26 vs. Arkansas (Jan. 11-14, 2018)
 Had 3 straight 25-point games..... Jannah McKay: 25 pts vs. Texas A&M, 27 pts at South Carolina, 26 pts vs. Arkansas (Jan. 7-14, 2018)
 Zero players scored in double figures at Georgia in Athens, Ga. (Jan. 28, 2016)
 Only one player scored in double figures Daisa Alexander (22) at Georgia in Athens, Ga. (Jan. 21, 2018)
Five players scored in double figures McKay/Benton (16), Primm (15), Thompson (14), Alexander/Jones (13) vs. Grambling (Nov. 6, 2018)
Six players scored in double figures McKay/Benton (16), Primm (15), Thompson (14), Alexander/Jones (13) vs. Grambling (Nov. 6, 2018)
 Seven players scored in double figures Carrier (19 pts.), Bonner (18 pts.), Smalley (16 pts.), Boddie (13 pts.)
 R. Hobbs (13 pts.), Hilliard (13 pts.) & S. Hobbs (10 pts.) vs. Sam Houston State (Dec. 5, 2008)
Two players had 10 rebounds..... Unique Thompson (13) and Emari Jones (10) vs. Louisiana-Lafayette in Auburn, Ala. (Nov. 25, 2018)
 Three players had 10 rebounds Jordan Greenleaf (12 rebs.), DeWanna Bonner (12 rebs.) & Whitney Boddie (10 rebs.)
 vs. Oakland (Nov. 21, 2007)
 Played every minute..... Jordan Greenleaf (40 mins.) vs. Florida in Duluth, Ga. [SEC] (Mar. 4, 2010)
 Played 40 or more minutes in OT game Katie Frerking (40 mins.) vs. Alabama in Auburn, Ala. (Feb. 20, 2017)
 Attempted a slam dunk..... Hasina Muhammad vs. St. John's in Auburn, Ala. (Dec. 6, 2013)
 Made a shot from half-court or beyond Jannah McKay (2nd quarter) vs. Tennessee [SEC] in Nashville, Tenn. (March 1, 2018)

Last Time an Auburn Opponent...

Shot less than 30% in a game (SEC) Florida - 25.5% (13-of-51) in Gainesville, Fla. (Feb. 28, 2016)
Shot less than 30% in a game (Non-conf) Grambling State - 25.9% (15-of-58) in Auburn, Ala. (Nov. 6, 2018)
 Shot 60% in a game Vanderbilt - 60.4% in Nashville, Tenn. [SEC] (Mar. 5, 2004)
 Scored 90 points Virginia Tech 92, Auburn 87 [OT] in Auburn, Ala. (Dec. 18, 2016)
 Scored 100 points Georgia 102, Auburn 72 in Athens, Ga. (Mar. 3, 1984)
 Scored 100 points at Auburn Tuskegee 105, Auburn 98 (2OT) (Feb. 12, 1979)
 Scored 100 points and Lost Never
 Had 25+ rebound margin Never
 Had a 20+ rebound margin 20 - Alabama (56-36) in Auburn, Ala. (Feb. 20, 2017)
Scored less than 10 points in a quarter 5 - Grambling State (2nd quarter) in Auburn, Ala. (Nov. 6, 2018)
 Scored less than 10 points in all four quarters Winthrop (9-8-8-8) in Auburn, Ala. (Dec. 16, 2015)
 Scored 30 or more points in a quarter 30 - South Carolina (1st quarter) in Columbia, S.C. (Jan. 11, 2018)
 Scored less than 10 points in a half 8 - Jacksonville (1st half) in Auburn, Ala. (Dec. 28, 2016)
 Scored less than 20 points in a 1st half 18 - Southeastern La. in Auburn, Ala. (Dec. 19, 2017)
 Scored less than 20 points in a 2nd half 19 - Florida in Auburn, Ala. (Dec. 31, 2017)
 Had 50 rebounds 56 - Alabama in Auburn, Ala. (Feb. 20, 2017)
 Had 25 assists 25 - Florida International in Miami, Fla. (Dec. 19, 1993)
Had 25-29 turnovers 25 - XULA in New Orleans, La. (Nov. 28, 2018)
 Had 30-34 turnovers 30 - XULA in Auburn, Ala. (Dec. 28, 2017)
 Had 35+ turnovers 35 - ULM in Auburn, Ala. (Nov. 27, 2017)
 Had 15 steals 15 - East Carolina in Auburn, Ala. (Dec. 5, 2015)
 Had 10 blocks 11 - at Baylor [NCAA] in Waco, Texas (March 20, 2016)
 Failed to make a 3-point field goal LSU (0-6) in Baton Rouge, La. (Feb. 1, 2016)
 Attempted 35 free throws 35 - Florida in Gainesville, Fla. (Feb. 28, 2016)
 Made 30 free throws 30 - Arkansas (Jan. 22, 1995)
Made 10 three-point field goals 12 - New Mexico in Albuquerque, N.M. (Nov. 11, 2018)
 Made 15 three-point field goals 18 - Missouri in Columbia, Mo. (Jan. 6, 2013)
Scored 41-50 points in a game 48 - Grambling State in Auburn, Ala. (Nov. 6, 2018)
 Scored 31-40 points in a game 40 - Georgetown in Nashville, Tenn. (Nov. 24, 2017)
 Scored 30 points or less 26 - Georgia in Athens, Ga. (Feb. 22, 2015)
 Scored 25 points or less 25 - Puerto Rico Mayaguez (Dec. 17, 2000)

Last Time an Opposing Player...

Scored 30+ points (non-conference) 30 - Nina Davis of Baylor [NCAA] in Waco, Texas (March 20, 2016)
 Scored 30+ points (SEC) 33 - Morgan Eye of Missouri in Columbia, Mo. (Jan. 6, 2013)
 Scored 35+ points 38 - Lindsay Shearer of Kent State in Kent, Ohio (Nov. 20, 2005)
 Attempted 25 field goals 27 - Jantel Lavender (9-27) of Ohio State (Nov. 23, 2008)
 Scored 20 points & had 20 rebounds Young of Baylor in the WNIT Championship Game, (20 pts./25 rebs.) (Apr. 4, 2003)
 Two players scored 20 points Chennedy Carter (23) and Danni Williams (20) of Texas A&M in College Station, Texas (Feb. 4, 2018)
 Three players scored 20 points by LSU in Baton Rouge, Chatman (22 pts.), Johnson (21 pts) & Lowery (20 pts) (Jan. 12, 1991)
 Five players scored in double figures Lorenzen (10), Needles (11), Lewis (10), Williams (11), Copeland (12) of Florida (Jan. 4, 2015)
 Six players scored in double figures Williams (10), Lewis (13), Bonds (18), Peoples (10), Miller (12), Svetle (12) of Florida (Jan. 26, 2014)
Recorded a double-double Ty'Reona Doucet (13 pts/13 reb) of UL-Lafayette in Auburn, Ala. (Nov. 25, 2018)
 Recorded a double-double with points and assists Tyasha Harris (12 pts/11 ast) of South Carolina in Columbia, S.C. (Jan. 11, 2018)
 Recorded a triple-double Ceira Ricketts (14 pts./13 rebs./12 ast.) of Arkansas (Jan. 18, 2009)
 Two players recorded a double-double Wilson (19 pts/11 reb) & Harris (12 pts/11 ast) of South Carolina in Columbia, S.C. (Jan. 11, 2018)
 Committed 10+ turnovers 12 - Amber Dixon of Louisiana Tech in Auburn, Ala. (Nov. 19, 2017)
 Had 15-19 rebounds 18 - by Teaira McCowan of Mississippi State in Starkville, Miss. (Feb. 22, 2018)
 Had 20+ rebounds 20 - Caitlyn Ramirez of Troy in Auburn, Ala. (Nov. 11, 2016)
 Had 10 assists 11 - Tyasha Harris of South Carolina in Columbia, S.C. (Jan. 11, 2018)
 Had 15 assists 16 - Cindy McMahan of Alabama-Huntsville (Nov. 24, 1980)
 Had 5 blocks 5 - Ashley Knight of Alabama in Tuscaloosa, Ala. (Feb. 18, 2018)
 Had 10 blocks Never
Had 5 steals 7 - Andrea Courmoyer of Louisiana-Lafayette in Auburn, Ala. (Nov. 25, 2018)
 Made 15 field goals 15 - Chamique Holdclaw (15-21) of Tennessee (Feb. 1, 1998)
 Made 10 3-point field goals 11 - Morgan Eye (11-18) of Missouri in Columbia, Mo. (Jan. 6, 2013)

2018-19 Auburn Individual Highs...**First Half**

Points.....	16, Unique Thompson at Iowa State (11/13/18)
Field Goals Made.....	6, Unique Thompson at Iowa State (11/13/18)
Field Goal Attempts.....	10, Daisa Alexander at New Mexico (11/11/18)
3-Point Field Goals Made	2, 3x; last, Emari Jones at XULA (11/28/18)
3-Point Field Goal Attempts	6, Emari Jones at New Mexico (11/11/18)
Free Throws Made	6, Janiah McKay at New Mexico (11/11/18)
Free Throws Attempted	8, Janiah McKay at New Mexico (11/11/18)
Rebounds	11, Unique Thompson at New Mexico (11/11/18)
Assists	5, 2x; last, Janiah McKay vs. Nicholls State (11/9/18)
Blocked Shots.....	2, 2x; last, Abigayle Jackson vs. UL-Lafayette (11/25/18)
Steals	3, Daisa Alexander at XULA (11/28/18)

Second Half

Points.....	15, Unique Thompson at New Mexico (11/11/18)
Field Goals Made.....	6, Unique Thompson at New Mexico (11/11/18)
Field Goal Attempts.....	11, Janiah McKay at Iowa State (11/13/18)
3-Point Field Goals Made	3, Janiah McKay at Iowa State (11/13/18)
3-Point Field Goal Attempts	5, 2x; last at Iowa State (11/13/18)
Free Throws Made	3, 2x; last, Unique Thompson at XULA (11/28/18)
Free Throws Attempted	4, 2x; last, Unique Thompson at XULA (11/28/18)
Rebounds	11, Unique Thompson vs. UL-Lafayette (11/25/18)
Assists	5, Janiah McKay vs. Grambling (11/6/18)
Blocked Shots.....	2, 3x; last, Unique Thompson at Iowa State (11/13/18)
Steals	5, Crystal Primm vs. Nicholls State (11/9/18)

Game

Points.....	20, Daisa Alexander vs. Nicholls State (11/9/18)
Field Goals Made.....	7, 4x; last, Unique Thompson vs. UL-Lafayette (11/25/18)
Field Goal Attempts.....	16, Daisa Alexander at New Mexico (11/11/18)
3-Point Field Goals Made	4, 2x; last, Emari Jones at XULA (11/28/18)
3-Point Field Goal Attempts	9, Emari Jones vs. Grambling (11/6/18)
Free Throws Made	6, Janiah McKay at New Mexico (11/11/18)
Free Throws Attempted	9, Unique Thompson at Iowa State (11/13/18)
Rebounds	19, Unique Thompson at New Mexico (11/11/18)
Assists	10, Janiah McKay vs. Grambling (11/6/18)
Blocked Shots.....	3, Abigayle Jackson vs. UL-Lafayette (11/25/18)
Steals	5, Crystal Primm vs. Nicholls State (11/9/18)

2018-19 Auburn Team Highs...**First Half**

Points.....	44 vs. Grambling (11/6/18)
Field Goals Made.....	16 vs. Grambling (11/6/18)
Field Goal Attempts.....	34 at New Mexico (11/11/18)
3-Point Field Goals Made	5 at XULA (11/28/18)
3-Point Field Goal Attempts	13 at XULA (11/28/18)
Free Throws Made	15 at New Mexico (11/11/18)
Free Throws Attempted	20 at New Mexico (11/11/18)
Rebounds	29 at New Mexico (11/11/18)
Assists	12, 2x; last at XULA (11/28/18)
Blocked Shots.....	3, 2x; last vs. UL-Lafayette (11/25/18)
Steals	8, 2x; last vs. UL-Lafayette (11/25/18)

Second Half

Points.....	53 vs. Grambling (11/6/18)
Field Goals Made.....	22 vs. Grambling (11/6/18)
Field Goal Attempts.....	41 vs. Nicholls State (11/9/18)
3-Point Field Goals Made	6 vs. Grambling (11/6/18)
3-Point Field Goal Attempts	16 vs. Grambling (11/6/18)
Free Throws Made	7 vs. Nicholls State (11/9/18)
Free Throws Attempted	8, 2x; last vs. UL-Lafayette (11/25/18)
Rebounds	25 vs. Grambling (11/6/18)
Assists	16 vs. Grambling (11/6/18)
Blocked Shots.....	3, 2x; last vs. Nicholls State (11/9/18)
Steals	13 vs. Nicholls State (11/9/18)

Game

Points.....	97 vs. Grambling (11/6/18)
Field Goals Made.....	38 vs. Grambling (11/6/18)
Field Goal Attempts.....	71, 2x; last vs. Nicholls State (11/9/18)
3-Point Field Goals Made	10 at XULA (11/28/18)
3-Point Field Goal Attempts	28 vs. Grambling (11/6/18)
Free Throws Made	19 at New Mexico (11/11/18)
Free Throws Attempted	25 at New Mexico (11/11/18)
Rebounds	53 vs. Grambling (11/6/18)
Assists	24 vs. Grambling (11/6/18)
Blocked Shots.....	6 vs. Grambling (11/6/18)
Steals	18 vs. Nicholls State (11/9/18)
Turnovers Forced.....	26 vs. UL-Lafayette (11/25/18)

Specialty Statistics (Auburn-Opponent)

Opponent	Points in the Paint	Points off Turnovers	2nd-Chance Points	Fast-Break Points	Bench Points
Grambling	44-22	28-19	28-9	15-12	26-15
Nicholls State	36-22	29-11	11-2	12-6	17-10
at New Mexico	40-24	16-12	18-11	11-26	12-20
at Iowa State	20-26	19-19	7-14	2-2	5-7
Louisiana-Lafayette	32-24	27-17	7-12	12-4	22-18
at Xavier (La.)	32-20	27-16	16-11	8-2	20-32

Lead-Deficit Comparison

Opponent	Largest Lead	Largest Deficit	Lead Changes	Ties	Result
Grambling	49 (4th, 0:09)	4 (1st, 8:38)	1	0	W, 97-48
Nicholls State	29 (4th, 6:21)	--	0	0	W, 80-59
at New Mexico	8 (2nd, 8:50)	4 (2nd, 1:14)	15	16	W, 79-76
at Iowa State	15 (2nd, 2:26)	10 (4th, 2:21)	1	2	L, 64-67
Louisiana-Lafayette	16 (4th, 6:20)	--	0	0	W, 71-59
at Xavier (La.)	20 (4th, 5:26)	2 (1st, 9:34)	1	2	W, 77-58

Scoring Breakdown

(Percentage of total points in parentheses)

Opponent	Front Court	Back Court	Sr.	Jr.	So.	Fr.	Starters	Bench
Grambling	40 (41.2)	57 (58.7)	29	28	18	22	71 (73.2)	26 (26.8)
Nicholls State	22 (27.5)	58 (72.5)	29	28	12	11	63 (78.8)	17 (21.2)
at New Mexico	39 (49.3)	40 (50.7)	24	24	21	10	67 (84.8)	12 (15.2)
at Iowa State	28 (43.8)	36 (56.2)	29	11	21	3	59 (92.2)	5 (7.8)
Louisiana-Lafayette	32 (45.1)	39 (54.9)	21	12	21	17	49 (69.0)	22 (31.0)
at Xavier (La.)	31 (40.3)	46 (59.7)	25	17	21	14	57 (74.0)	20 (26.0)

Comparison Statistics (Auburn/Opponent)

Opponent	1st	2nd	Score	Mar	Total FG	FG Pct	3-Pointers	3FG Pct	Free Throws	FT Pct	Reb.	Mar	Assist	TO	Blk	Stl	Fouls
Grambling	44/20	53/28	97-48	+49	38-71/15-58	.535/.259	9-28/3-15	.321/.200	12-17/15-20	.706/.750	53/26	+27	24/9	18/20	6/0	11/10	18/20
Nicholls State	37/26	43/33	80-59	+21	32-71/20-53	.451/.377	4-18/9-24	.222/.375	12-13/10-11	.923/.909	42/28	+14	19/16	16/24	5/0	18/7	17/14
New Mexico	36/33	33/33	79-76	+3	28-68/24-63	.412/.381	4-17/12-37	.235/.324	19-25/16-24	.760/.667	45/39	+6	11/18	17/17	2/2	10/11	18/18
Iowa State	38/29	26/38	64-67	(3)	23-56/23-62	.411/.371	8-24/9-32	.333/.281	10-17/12-24	.588/.500	36/42	(6)	10/13	16/15	3/3	6/8	22/13
UL-Lafayette	34/26	37/33	71-59	+12	27-61/20-60	.443/.333	6-14/5-17	.429/.294	11-17/14-16	.647/.875	38/37	+1	19/6	22/26	5/2	15/12	20/19
Xavier (La.)	39/30	38/28	77-58	+19	29-66/20-49	.439/.408	10-24/8-33	.417/.364	9-17/10-10	.529/1.000	34/33	+1	22/13	14/25	5/0	14/9	16/16

Game-by-Game Leaders

	Points	Rebounds	Assists	Steals	Blocked Shots
Grambling	16-McKay/Benton	13-Unique Thompson	10-Janiah McKay	3-McKay/Benton	2-McKay/Thompson
Nicholls State	20-Daisa Alexander	10-Unique Thompson	7-Janiah McKay	5-Crystal Primm	2-Unique Thompson
at New Mexico	19-Thompson/McKay	19-Unique Thompson	6-Janiah McKay	3-Alexander/McKay	1-Thompson/Howard
at Iowa State	19-Unique Thompson	14-Unique Thompson	3-McKay/Jones	2-Daisa Alexander	2-Unique Thompson
UL-Lafayette	16-Unique Thompson	13-Unique Thompson	8-Daisa Alexander	4-Unique Thompson	3-Abigayle Jackson
at Xavier (La.)	16-Emari Jones	8-Unique Thompson	7-Janiah McKay	3-Thompson/Alexander	2-Abigayle Jackson

2018-19 Starting Lineups

	Point Guard (1)	Wing (2)	Wing (3)	Wing (4)	Post (5)
Grambling	Janiah McKay	Daisa Alexander	Crystal Primm	Emari Jones	Unique Thompson
Nicholls State	Janiah McKay	Daisa Alexander	Crystal Primm	Emari Jones	Unique Thompson
at New Mexico	Janiah McKay	Daisa Alexander	Crystal Primm	Emari Jones	Unique Thompson
at Iowa State	Janiah McKay	Daisa Alexander	Crystal Primm	Emari Jones	Unique Thompson
Louisiana-Lafayette	Janiah McKay	Daisa Alexander	Crystal Primm	Emari Jones	Unique Thompson
at Xavier (La.)	Janiah McKay	Daisa Alexander	Crystal Primm	Emari Jones	Unique Thompson

Record by Starting Lineup

McKay, Alexander, Primm, Jones, Thompson
5-1 (.833)



Terri

WILLIAMS-FLOURNOY

Head Coach

Seventh Season at Auburn • 15th as a Head Coach • 27th Season in coaching

Hampton, Va. • Penn State, 1991

- Has taken her teams to postseason appearances in eight of the last 10 years, including five NCAA Tournament appearances
- Led Auburn to 19 or more wins in three of her first five years
- Has had six players selected to All-SEC teams
- Auburn has forced an average of 20.0+ turnovers per game under Coach Flo
- Led Auburn to the postseason in four of her first five seasons, advancing to WNIT Quarterfinals in 2013 and Third Round in 2014, along with NCAA Tournament in 2016 and 2017
- Won her 100th game at Auburn on Feb. 8, 2018, defeating LSU 70-62
- Picked up her 200th career head coaching victory Dec. 5, 2015 at home vs. East Carolina
- Won 250th career game at Xavier (La.) on Nov. 28, 2018
- Recorded her 400th career win as a collegiate coach in Auburn's 68-58 win over Hofstra on Dec. 9, 2012
- Won her 500th game as a collegiate coach with victory over Louisiana-Lafayette on Nov. 25, 2018
- Picked up first SEC win in 50-47 win over #23 Arkansas in 2013
- Earned second win over ranked opponent at Auburn and snapped 21-game skid to #16 Vanderbilt with 68-62 win in Nashville on Feb. 13, 2014
- Picked up first top-10 win with a 66-61 victory over #7 Kentucky on Jan. 3, 2016
- Has 250 wins as a head coach and 251 as an assistant for a .617 winning percentage over 27 years as a collegiate coach
- Has been part of six conference championships and 20 post-season appearances as an assistant and head coach
- 2010 Black Coaches Association Coach of the Year
- Served as an assistant coach for Team USA that won a gold medal at the 2011 World University Games in Shenzhen, China
- Coached teams to 14 NCAA Tournament appearances, nine as an assistant and five as a head coach
- Has coached 24 players that have gone on to the professional ranks, including seven in the WNBA
- As an assistant, helped coach Georgia to an NCAA Final Four appearance and two NCAA Elite Eight appearances
- Coached three Georgetown players to three all-conference honors and one All-America award
- Has a 589-347 record in 31 seasons as a head coach, assistant coach and player
- Helped coach Georgetown to a Big East title in 1992
- As an assistant coach at Southwest Missouri State, helped the team to two straight NCAA Tournaments and two consecutive Missouri Valley Conference Tournament titles

All-time record as player and coach:	589-347 (.629)	31 seasons
Record as collegiate player:	88-36 (.709)	4 seasons
Record as collegiate coach:	501-311 (.617)	27 seasons
Record as collegiate assistant coach:	251-116 (.683)	12 seasons
Record as collegiate head coach:	250-196 (.560)	15 seasons
Record as Auburn head coach:	107-92 (.538)	7 seasons

Williams-Flournoy Year-by-Year

Penn State, Player (1987-91)

Year	Record	Conf.	Other Information
1987-88	20-13	11-7	NCAA Second Round
1988-89	14-14	12-6	
1989-90	25-7	15-3	NCAA Second Round
1990-91	29-2	17-1	NCAA Second Round

Georgetown, Assistant Coach (1992-96)

Year	Record	Conf.	Other Information
1992-93	23-7	15-3	Big East Champions NCAA Sweet 16
1993-94	12-15	6-12	
1994-95	11-17	6-12	
1995-96	12-15	7-11	

Georgia, Assistant Coach (1996-2002)

Year	Record	Conf.	Other Information
1996-97	25-6	11-1	SEC Champions NCAA Elite Eight
1997-98	17-11	8-6	NCAA First Round
1998-99	27-7	9-5	NCAA Final Four
1999-2000	32-4	13-1	SEC Champions NCAA Elite Eight
2000-01	27-6	11-3	SEC Tournament Champions NCAA Second Round
2001-02	19-11	6-8	NCAA First Round

Southwest Missouri State, Assistant Coach (2002-04)

Year	Record	Conf.	Other Information
2002-03	18-13	11-7	MVC Tournament Champions NCAA First Round
2003-04	28-4	16-2	Missouri Valley Champions MVC Tournament Champions NCAA First Round

Georgetown, Head Coach (2004-12)

Year	Record	Conf.	Other Information
2004-05	12-16	7-9	
2005-06	10-17	3-13	
2006-07	13-16	3-13	
2007-08	15-14	5-11	
2008-09	20-14	7-9	WNIT Quarterfinals
2009-10	26-7	13-3	NCAA Second Round
2010-11	24-11	9-7	NCAA Sweet 16
2011-12	23-9	11-5	NCAA Second Round

Auburn, Head Coach (2012-present)

Year	Record	Conf.	Other Information
2012-13	19-15	5-11	WNIT Quarterfinals
2013-14	19-15	7-9	WNIT Third Round
2014-15	13-18	3-13	
2015-16	20-13	8-8	NCAA Second Round
2016-17	17-15	7-9	NCAA First Round
2017-18	14-15	5-11	
2018-19	5-1		



Daisa ALEXANDER

#0

Junior • Guard • 5-8

Decatur, Ga.

****2018 SEC All-Defensive Team****

Southwest DeKalb HS

- Hit game-winning jumper + free throw with 17 seconds left in 79-76 win at New Mexico (11/11)
- Led Tigers with 20 points on 7-12 shooting (4-5 FT) vs. Nicholls State (11/9)
- Scored 13 points and had a career-high 8 rebounds in season-opening win over Grambling (11/6)
- Led SEC in steals (2.8/game) as sophomore; named to 2018 SEC All-Defensive Team
- Averaged 14.2 points as sophomore, 2nd-best on team
- Double-digit scoring in 25 of 29 games in 2017-18
- Scored 20+ points in each of her first two starts - 20 at LSU (1/18), 22 at Georgia (1/21); led team in both games
- Scored career-high 25 points on 9-14 shooting at Indiana while playing just 20 minutes off the bench (12/3); 12 points in 4th quarter

SEASON HIGHS

Points	20	vs. Nicholls State	11/9/18
Rebounds	8	vs. Grambling	11/6/18
Assists	8	vs. UL-Lafayette	11/25/18
Blocks			
Steals	3	3x; last at XULA	11/28/18
Field Goals	7	vs. Nicholls State	11/9/18
Field Goal Attempts	16	at New Mexico	11/11/18
3-Point Field Goals	3	at XULA	11/28/18
3-Point FG Attempts	6	vs. Grambling	11/6/18
Free Throws	4	vs. Nicholls State	11/9/18
Free Throw Attempts	5	vs. Nicholls State	11/9/18

Opponent	Start	Min.	FG-A	3PT-A	FT-A	O-D-T	PF	Ast.	TO	Blk.	St.	Pts.
GRAMBLING STATE	*	35	6-14	1-6	0-0	2-6-8	1	3	3	0	0	13
NICHOLLS STATE	*	31	7-12	2-5	4-5	3-2-5	0	1	1	0	2	20
at New Mexico	*	28	6-16	0-4	2-4	1-3-4	4	0	2	0	3	14
at Iowa State	*	22	2-5	0-3	0-0	0-2-2	4	1	2	0	2	4
LOUISIANA-LAFAYETTE	*	31	1-8	1-1	0-0	0-1-1	3	8	6	0	3	3
at Xavier (La.)	*	22	5-9	3-3	0-0	3-3-6	2	5	1	0	3	13
OKLAHOMA												
at St. Joseph's												
SAMFORD												
vs. Coastal Carolina												
vs. North Carolina												
at Elon												
ALABAMA STATE												
TENNESSEE												
at Florida												
at Alabama												
MISSISSIPPI STATE												
at Vanderbilt												
TEXAS A&M												
at Missouri												
at Ole Miss												
GEORGIA												
KENTUCKY												
at Arkansas												
at Tennessee												
ALABAMA												
MISSOURI												
SOUTH CAROLINA												
at LSU												

CAREER HIGHS

Points	25	at Indiana	12/3/17
Rebounds	8	vs. Grambling	11/6/18
Assists	8	vs. UL-Lafayette	11/25/18
Blocks	2	at Kentucky	2/1/18
Steals	7	at LSU	1/18/18
Field Goals	9	3x; last at Georgia	1/21/18
Field Goal Attempts	23	at Tennessee	1/4/18
3-Point Field Goals	3	5x; last at XULA	11/28/18
3-Point FG Attempts	9	2x; last at Tennessee	1/4/18
Free Throws	6	vs. Xavier (La.)	12/28/17
Free Throw Attempts	8	vs. Xavier (La.)	12/28/17

ALEXANDER'S CAREER STATISTICS

Season	gp-gs	min/avg	Total		3-Point		F-Throws		Rebounds				Scoring							
			fg-fga	pct	fg-fga	pct	ft-fta	pct	off	def	tot	avg	pf	fo	ast	to	blk	stl	pts	avg
2016-17	20-0	113/5.7	9-37	.243	1-10	.100	7-10	.700	9	8	17	0.9	18	0	1	10	0	9	26	1.3
2017-18	29-11	746/25.7	157-403	.390	41-122	.336	57-77	.740	17	59	76	2.6	73	0	39	79	3	80	412	14.2
2018-19	6-6	162/27.0	27-64	.422	7-22	.318	6-9	.667	9	17	26	4.3	14	0	18	15	0	13	67	11.2
TOTAL	55-17	1021/18.6	193-504	.383	49-154	.318	70-96	.729	35	84	119	2.2	105	0	58	104	3	102	505	9.2



Robyn BENTON

#1

Freshman • Guard • 5-9

Conyers, Ga.

Greater Atlanta Christian HS

- Shared team lead with 16 points and hit three 3-pointers in collegiate debut vs. Grambling (11/6)
- Five-star prospect, rated No. 17 overall nationally, No. 6 guard by ESPN HoopGurlz
- Atlanta Journal-Constitution first-team all-state as a junior; GHSA Class AAA Player of the Year as a junior
- Sister of former Tennessee football player Inky Johnson

SEASON/CAREER HIGHS

Points		
16	vs. Grambling	11/6/18
Rebounds		
5	at XULA	11/28/18
Assists		
3	2x; last at XULA	11/28/18
Blocks		
1	2x; last vs. Nicholls State	11/9/18
Steals		
3	vs. Grambling	11/6/18
Field Goals		
6	vs. Grambling	11/6/18
Field Goal Attempts		
12	vs. Grambling	11/6/18
3-Point Field Goals		
3	vs. Grambling	11/6/18
3-Point FG Attempts		
8	vs. Grambling	11/6/18
Free Throws		
3	vs. UL-Lafayette	11/25/18
Free Throw Attempts		
3	vs. UL-Lafayette	11/25/18

Opponent	Start	Min.	FG-A	3PT-A	FT-A	O-D-T	PF	Ast.	TO	Blk.	St.	Pts.
GRAMBLING STATE		24	6-12	3-8	1-2	0-1-1	0	3	1	1	3	16
NICHOLLS STATE		18	4-8	1-3	0-0	0-1-1	3	0	1	1	0	9
at New Mexico		18	1-4	0-1	0-0	0-1-1	2	1	1	0	1	2
at Iowa State		19	1-6	1-5	0-0	0-0-0	1	0	2	0	1	3
LOUISIANA-LAFAYETTE		24	5-7	2-3	3-4	1-1-2	2	1	0	0	2	15
at Xavier (La.)		17	2-5	1-2	0-2	3-2-5	1	3	1	0	1	5
OKLAHOMA												
at St. Joseph's												
SAMFORD												
vs. Coastal Carolina												
vs. North Carolina												
at Elon												
ALABAMA STATE												
TENNESSEE												
at Florida												
at Alabama												
MISSISSIPPI STATE												
at Vanderbilt												
TEXAS A&M												
at Missouri												
at Ole Miss												
GEORGIA												
KENTUCKY												
at Arkansas												
at Tennessee												
ALABAMA												
MISSOURI												
SOUTH CAROLINA												
at LSU												

BENTON'S CAREER STATISTICS

Season	gp-gs	min/avg	Total		3-Point		F-Throws		Rebounds				Scoring							
			fg-fga	pct	fg-fga	pct	ft-fta	pct	off	def	tot	avg	pf	fo	ast	to	blk	stl	pts	avg
2018-19	6-0	121/20.2	19-42	.452	8-22	.364	4-8	.500	4	6	10	1.7	9	0	8	6	2	8	50	8.3
TOTAL	6-0	121/20.2	19-42	.452	8-22	.364	4-8	.500	4	6	10	1.7	9	0	8	6	2	8	50	8.3



Brooke MOORE

#2

Freshman • Guard • 5-7

McDonough, Ga.

Henry County HS

- Made collegiate debut at Xavier (La.); scored 3 points
- Missed first five games with injury
- Five-star prospect, No. 42 overall prospect and No. 11 guard by ESPN HoopGurlz
- Averaged 22.3 points, 4.0 assists, 3.0 steals per game as HS senior; shot 41% on 3-pointers and 81% on free throws
- Georgia Class AAAA Player of the Year as a senior; 3-time AJC Player of the Year
- All-time leading scorer at Henry County HS with 2,215 points


SEASON/CAREER HIGHS

Points	3	at XULA	11/28/18
Rebounds	1	at XULA	11/28/18
Assists			
Blocks			
Steals			
Field Goals	1	at XULA	11/28/18
Field Goal Attempts	9	at XULA	11/28/18
3-Point Field Goals	1	at XULA	11/28/18
3-Point FG Attempts	6	at XULA	11/28/18
Free Throws			
Free Throw Attempts			

Opponent	Start	Min.	FG-A	3PT-A	FT-A	O-D-T	PF	Ast.	TO	Blk.	St.	Pts.
GRAMBLING STATE						--DNP--						
NICHOLLS STATE						--DNP--						
at New Mexico						--DNP--						
at Iowa State						--DNP--						
LOUISIANA-LAFAYETTE						--DNP--						
at Xavier (La.)	14		1-9	1-6	0-0	0-1-1	0	1	0	0	0	3
OKLAHOMA												
at St. Joseph's												
SAMFORD												
vs. Coastal Carolina												
vs. North Carolina												
at Elon												
ALABAMA STATE												
TENNESSEE												
at Florida												
at Alabama												
MISSISSIPPI STATE												
at Vanderbilt												
TEXAS A&M												
at Missouri												
at Ole Miss												
GEORGIA												
KENTUCKY												
at Arkansas												
at Tennessee												
ALABAMA												
MISSOURI												
SOUTH CAROLINA												
at LSU												

MOORE'S CAREER STATISTICS

Season	gp-gs	min/avg	Total		3-Point		F-Throws		Rebounds				Scoring							
			fg-fga	pct	fg-fga	pct	ft-fta	pct	off	def	tot	avg	pf	fo	ast	to	blk	stl	pts	avg
2018-19	1-0	14/14.0	1-9	.111	1-6	.167	0-0	.000	0	1	1	1.0	0	0	1	0	0	0	3	3.0
TOTAL	1-0	14/14.0	1-9	.111	1-6	.167	0-0	.000	0	1	1	1.0	0	0	1	0	0	0	3	3.0



Erica SANDERS

#3

Senior • Guard • 5-10

San Antonio, Texas

Johnson HS

- Will miss 6-8 weeks with injury suffered in preseason
- Played in 20 games as a junior; missed 9 games w/ foot injury
- Averaged 1.6 points, 1.2 rebounds as junior; had 31 steals in 20 games
- Career-high 6 steals along with 6 points in win over Louisiana Tech (11/19/17)
- Scored career-high 9 points in win over Ole Miss (1/8/17)
- Hit go-ahead jumper with 50 seconds left in comeback win over Indiana (11/27/16)

SEASON HIGHS

Points

Rebounds

Assists

Blocks

Steals

Field Goals

Field Goal Attempts

3-Point Field Goals

3-Point FG Attempts

Free Throws

Free Throw Attempts

CAREER HIGHS

Points
9 vs. Ole Miss 1/8/17

Rebounds
7 at Arkansas 2/26/17

Assists
5 vs. Tennessee 1/19/17

Blocks
1 3x; last vs. South Carolina 1/5/17

Steals
6 vs. Louisiana Tech 11/19/17

Field Goals
4 5x; last vs. ULM 11/29/17

Field Goal Attempts
11 vs. Missouri 2/21/16

3-Point Field Goals

3-Point FG Attempts
1 4x; last vs. George Mason 12/23/15

Free Throws
4 vs. St. John's 3/18/16

Free Throw Attempts
4 3x; last at Virginia Tech 11/13/17

Opponent	Start	Min.	FG-A	3PT-A	FT-A	O-D-T	PF	Ast.	TO	Blk.	St.	Pts.
GRAMBLING STATE						--DNP--						
NICHOLLS STATE						--DNP--						
at New Mexico						--DNP--						
at Iowa State						--DNP--						
LOUISIANA-LAFAYETTE						--DNP--						
at Xavier (La.)						--DNP--						
OKLAHOMA												
at St. Joseph's												
SAMFORD												
vs. Coastal Carolina												
vs. North Carolina												
at Elon												
ALABAMA STATE												
TENNESSEE												
at Florida												
at Alabama												
MISSISSIPPI STATE												
at Vanderbilt												
TEXAS A&M												
at Missouri												
at Ole Miss												
GEORGIA												
KENTUCKY												
at Arkansas												
at Tennessee												
ALABAMA												
MISSOURI												
SOUTH CAROLINA												
at LSU												

SANDERS' CAREER STATISTICS

Season	gp-gs	min/avg	Total		3-Point		F-Throws		Rebounds				Scoring							
			fg-fga	pct	fg-fga	pct	ft-fga	pct	off	def	tot	avg	pf	fo	ast	to	blk	stl	pts	avg
2015-16	33-0	569/17.2	40-103	.388	0-7	.000	15-20	.750	39	46	85	2.6	88	2	30	33	0	33	95	2.9
2016-17	29-1	566/19.5	28-78	.359	0-1	.000	9-12	.750	45	45	90	3.1	78	3	35	21	5	42	65	2.2
2017-18	20-0	307/15.4	14-33	.424	0-1	.000	4-6	.667	12	12	24	1.2	38	0	8	22	0	31	32	1.6
TOTAL	82-1	1442/17.6	82-214	.383	0-9	.000	28-38	.737	96	103	199	2.4	204	5	73	76	5	106	192	2.3



Abigayle JACKSON

#4

Sophomore • Forward • 6-3

Little Rock, Ark.

Little Rock Central HS

- Matched season-high of 6 points on 3-3 shooting at XULA (11/28)
- Had 4 points, 5 rebounds in season-opener vs. Grambling (11/6)
- Played in 28 of 29 games as a freshman; started final 12 games of season
- Averaged 2.0 points, 1.7 rebounds as freshman; led team with 22 blocks (0.8/game)
- Made first collegiate start at LSU (1/18), had 4 points, 4 rebounds and 3 steals in 19 minutes of action
- Career-high 13 points, 3 steals at Texas A&M (2/4); played career-high 26 minutes
- Ranked as No. 1 player in state of Arkansas in class of 2017

SEASON HIGHS

Points	6	2x; last at XULA	11/28/18
Rebounds	6	vs. Nicholls State	11/9/18
Assists	1	2x; last vs. Nicholls State	11/9/18
Blocks	3	vs. UL-Lafayette	11/25/18
Steals	2	at XULA	11/28/18
Field Goals	3	at XULA	11/28/18
Field Goal Attempts	4	vs. UL-Lafayette	11/25/18
3-Point Field Goals	1	vs. UL-Lafayette	11/25/18
3-Point FG Attempts	2	vs. UL-Lafayette	11/25/18
Free Throws	2	vs. Nicholls State	11/9/18
Free Throw Attempts	2	vs. Nicholls State	11/9/18

Opponent	Start	Min.	FG-A	3PT-A	FT-A	O-D-T	PF	Ast.	TO	Blk.	St.	Pts.
GRAMBLING STATE		10	2-2	0-0	0-0	3-2-5	2	1	0	1	0	4
NICHOLLS STATE		16	2-3	0-0	2-2	4-2-6	1	1	3	0	0	6
at New Mexico		4	1-1	0-0	0-0	0-0-0	3	0	0	0	0	2
at Iowa State		4	1-3	0-1	0-0	0-1-1	2	0	0	0	0	2
LOUISIANA-LAFAYETTE		14	2-4	1-2	0-0	0-4-4	2	1	0	3	0	5
at Xavier (La.)		9	3-3	0-0	0-0	1-0-1	0	0	1	2	2	6
OKLAHOMA												
at St. Joseph's												
SAMFORD												
vs. Coastal Carolina												
vs. North Carolina												
at Elon												
ALABAMA STATE												
TENNESSEE												
at Florida												
at Alabama												
MISSISSIPPI STATE												
at Vanderbilt												
TEXAS A&M												
at Missouri												
at Ole Miss												
GEORGIA												
KENTUCKY												
at Arkansas												
at Tennessee												
ALABAMA												
MISSOURI												
SOUTH CAROLINA												
at LSU												

CAREER HIGHS

Points	13	at Texas A&M	2/4/18
Rebounds	7	vs. ULM	11/29/17
Assists	1	3x; last vs. Nicholls State	11/9/18
Blocks	3	3x; last vs. UL-Lafayette	11/25/18
Steals	3	2x; last at Texas A&M	2/4/18
Field Goals	5	2x; last at Texas A&M	2/4/18
Field Goal Attempts	11	at Texas A&M	2/4/18
3-Point Field Goals	1	3x; last vs. UL-Lafayette	11/25/18
3-Point FG Attempts	5	vs. Vanderbilt	2/12/18
Free Throws	3	at Texas A&M	2/4/18
Free Throw Attempts	5	at Texas A&M	2/4/18

JACKSON'S CAREER STATISTICS

Season	gp-gs	min/avg	Total		3-Point		F-Throws		Rebounds				Scoring							
			fg-fga	pct	fg-fga	pct	ft-fta	pct	off	def	tot	avg	pf	fo	ast	to	blk	stl	pts	avg
2017-18	28-11	270/9.6	23-59	.390	3-24	.125	8-15	.533	14	34	48	1.7	47	1	1	16	22	10	57	2.0
2018-19	6-0	56/9.3	11-16	.688	1-3	.333	2-2	1.000	8	9	17	2.8	10	0	3	4	6	2	25	4.2
TOTAL	34-11	326/9.6	34-75	.453	4-27	.148	10-17	.588	22	43	65	1.9	57	1	4	20	28	12	82	2.4



Emari JONES

#5

Senior • Guard • 6-2

Chicago, Ill.

Shawnee CC / Wheaton North HS

- Led Auburn with season-high 16 points, making 4-6 3FG at XULA (11/28)
- Played career-high 39 minutes at Iowa State, scored 15 points and matched career-high with 4 3-pointers (11/13)
- Scored double-digits in consecutive games for first time in Auburn career; 15 vs. Nicholls & 13 vs. Grambling
- Career-high 8 rebounds in first two games of 2018-19 season
- Played in all 29 games as a junior, starting 16; averaged 5.0 points, 3.2 rebounds in 22.8 minutes
- Tied for second on the team with 29 3-pointers as a junior; shot 29.6% (29-98)
- Career-high 18 points on 6-11 shooting (4-6 3FG) vs. Florida (12/31); matched previous career high (11) by halftime
- Transferred to Auburn from Shawnee CC in Ullin, Ill.; led Shawnee to 30-3 record and conference title as a freshman in 2015-16
- Scored 746 total points as JUCO freshman, which led the nation; scoring average was third nationally

SEASON HIGHS

Points	16	at XULA	11/28/18
Rebounds	10	vs. UL-Lafayette	11/25/18
Assists	3	3x; last at Iowa State	11/13/18
Blocks	1	2x; last at XULA	11/28/18
Steals	2	2x; last vs. Nicholls State	11/9/18
Field Goals	6	2x; last at XULA	11/28/18
Field Goal Attempts	15	vs. Nicholls State	11/9/18
3-Point Field Goals	4	2x; last at XULA	11/28/18
3-Point FG Attempts	9	vs. Grambling	11/6/18
Free Throws	3	at Iowa State	11/13/18
Free Throw Attempts	4	at Iowa State	11/13/18

Opponent	Start	Min.	FG-A	3PT-A	FT-A	O-D-T	PF	Ast.	TO	Blk.	St.	Pts.
GRAMBLING STATE	*	28	5-13	3-9	0-0	3-5-8	1	3	3	0	2	13
NICHOLLS STATE	*	31	6-15	1-5	2-2	3-5-8	1	3	2	1	2	15
at New Mexico	*	24	2-10	1-8	0-0	1-1-2	2	2	6	0	1	5
at Iowa State	*	39	4-9	4-8	3-4	3-4-7	4	3	2	0	1	15
LOUISIANA-LAFAYETTE	*	37	3-9	1-4	1-1	5-5-10	3	2	3	0	1	8
at Xavier (La.)	*	31	6-12	4-6	0-0	1-3-4	3	2	2	1	1	16
OKLAHOMA												
at St. Joseph's												
SAMFORD												
vs. Coastal Carolina												
vs. North Carolina												
at Elon												
ALABAMA STATE												
TENNESSEE												
at Florida												
at Alabama												
MISSISSIPPI STATE												
at Vanderbilt												
TEXAS A&M												
at Missouri												
at Ole Miss												
GEORGIA												
KENTUCKY												
at Arkansas												
at Tennessee												
ALABAMA												
MISSOURI												
SOUTH CAROLINA												
at LSU												

CAREER HIGHS

Points	18	vs. Florida	12/31/17
Rebounds	10	vs. UL-Lafayette	11/25/18
Assists	4	at Ole Miss	2/16/17
Blocks	2	at LSU	1/18/18
Steals	3	3x; last vs. Alabama	1/28/18
Field Goals	6	3x; last at XULA	11/28/18
Field Goal Attempts	15	vs. Nicholls State	11/9/18
3-Point Field Goals	4	3x; last at XULA	11/28/18
3-Point FG Attempts	9	vs. Grambling	11/6/18
Free Throws	4	vs. Alabama	1/28/18
Free Throw Attempts	5	at Missouri	1/26/17

JONES' CAREER STATISTICS (at Auburn)

Season	gp-gs	min/avg	Total		3-Point		F-Throws		Rebounds				Scoring							
			fg-fga	pct	fg-fga	pct	ft-fta	pct	off	def	tot	avg	pf	fo	ast	to	blk	stl	pts	avg
2016-17	31-0	278/9.0	25-76	.329	11-42	.262	23-30	.767	16	24	40	1.3	28	0	13	18	2	12	84	2.7
2017-18	29-16	660/22.8	49-146	.336	29-98	.296	19-24	.792	41	52	93	3.2	75	4	16	39	2	32	146	5.0
2018-19	6-6	189/31.5	26-68	.382	14-40	.350	6-7	.857	16	23	39	6.5	14	0	15	18	2	8	72	12.0
TOTAL	66-22	1127/17.1	100-290	.345	54-180	.300	48-61	.787	73	99	172	2.6	117	4	44	75	6	52	302	4.6



Kiyae' WHITE

#10

Redshirt Freshman • Forward • 6-2

Macungie, Pa.

Emmaus HS

- Made first collegiate appearance vs. Grambling (11/6); had 3 points, 4 rebounds in 12 minutes of action
- Redshirted 2017-18 season due to injury
- Ranked as No. 20 forward nationally out of high school
- Three brothers all played football at West Virginia; brother, Kevin White, plays for Chicago Bears

SEASON/CAREER HIGHS

Points	3	vs. Grambling	11/6/18
Rebounds	4	vs. Grambling	11/6/18
Assists	2	3x; last at XULA	11/28/18
Blocks			
Steals			
Field Goals	1	2x; last vs. Nicholls State	11/9/18
Field Goal Attempts	3	2x; last at XULA	11/28/18
3-Point Field Goals			
3-Point FG Attempts			
Free Throws	1	vs. Grambling	11/6/18
Free Throw Attempts	2	vs. Grambling	11/6/18

Opponent	Start	Min.	FG-A	3PT-A	FT-A	O-D-T	PF	Ast.	TO	Blk.	St.	Pts.
GRAMBLING STATE		12	1-2	0-0	1-2	2-2-4	1	2	1	0	0	3
NICHOLLS STATE		11	1-3	0-0	0-0	0-0-0	1	2	1	0	0	2
at New Mexico		1	0-1	0-0	0-0	1-0-1	0	0	0	0	0	0
at Iowa State		2	0-0	0-0	0-0	0-0-0	0	0	0	0	0	0
LOUISIANA-LAFAYETTE		6	0-1	0-0	0-0	0-0-0	0	0	1	0	0	0
at Xavier (La.)		14	0-3	0-0	0-0	2-1-3	2	2	1	0	0	0
OKLAHOMA												
at St. Joseph's												
SAMFORD												
vs. Coastal Carolina												
vs. North Carolina												
at Elon												
ALABAMA STATE												
TENNESSEE												
at Florida												
at Alabama												
MISSISSIPPI STATE												
at Vanderbilt												
TEXAS A&M												
at Missouri												
at Ole Miss												
GEORGIA												
KENTUCKY												
at Arkansas												
at Tennessee												
ALABAMA												
MISSOURI												
SOUTH CAROLINA												
at LSU												

WHITE'S CAREER STATISTICS

Season	gp-gs	min/avg	Total		3-Point		F-Throws		Rebounds				Scoring							
			fg-fga	pct	fg-fga	pct	ft-fa	pct	off	def	tot	avg	pf	fo	ast	to	blk	stl	pts	avg
2018-19	6-0	47/7.8	2-10	.200	0-0	.000	1-2	.500	5	3	8	1.3	4	0	6	4	0	0	5	0.8
TOTAL	6-0	47/7.8	2-10	.200	0-0	.000	1-2	.500	5	3	8	1.3	4	0	6	4	0	0	5	0.8



Unique THOMPSON

#20

Freshman • Forward • 6-3

Theodore, Ala.

****2018 SEC All-Freshman Team****

Faith Academy

• 2018-19 Preseason All-SEC; 2018 SEC All-Freshman Team

- Has 4 double-doubles in 6 games so far in 2018-19; 11 career double-doubles ranks 14th all-time at Auburn
- SEC's second-leading rebounder with 12.8/game
- Career-high 19 rebounds with 19 points for second double-double of season at New Mexico (11/9)
- Started 27 games as a freshman; was Auburn's third-leading scorer with 11.5 points/game
- Led Auburn and all SEC freshmen with 8.4 rebounds/game; seventh-best among all SEC players
- Had 7 double-doubles as freshman, tying DeWanna Bonner for the Auburn freshman record
- Her 29 points at UL-Lafayette were 2nd most ever by Auburn freshman, most since Becky Jackson had 38 in 1980
- Became first Auburn freshman since Katie Frerking in 2013 to earn start in first collegiate game; had 9 points and season-high 16 rebounds at VT

SEASON HIGHS

Points		
19	2x; last at Iowa State	11/13/18
Rebounds		
19	at New Mexico	11/11/18
Assists		
2	at Iowa State	11/13/18
Blocks		
2	3x; last at Iowa State	11/13/18
Steals		
4	2x; last vs. UL-Lafayette	11/25/18
Field Goals		
7	3x; last vs. UL-Lafayette	11/25/18
Field Goal Attempts		
13	at New Mexico	11/11/18
3-Point Field Goals		
3-Point FG Attempts		
Free Throws		
5	2x; last at Iowa State	11/13/18
Free Throw Attempts		
9	at Iowa State	11/13/18

Opponent	Start	Min.	FG-A	3PT-A	FT-A	O-D-T	PF	Ast.	TO	Blk.	St.	Pts.
GRAMBLING STATE	*	27	5-8	0-0	4-6	3-10-13	4	1	2	2	1	14
NICHOLLS STATE	*	24	3-7	0-0	0-0	1-9-10	4	1	3	2	4	6
at New Mexico	*	35	7-13	0-0	5-7	8-11-19	1	0	4	1	1	19
at Iowa State	*	36	7-11	0-0	5-9	4-10-14	3	2	2	2	1	19
LOUISIANA-LAFAYETTE	*	31	7-12	0-0	2-5	3-10-13	3	0	4	1	4	16
at Xavier (La.)	*	24	6-10	0-0	3-4	3-5-8	2	0	1	1	3	15
OKLAHOMA												
at St. Joseph's												
SAMFORD												
vs. Coastal Carolina												
vs. North Carolina												
at Elon												
ALABAMA STATE												
TENNESSEE												
at Florida												
at Alabama												
MISSISSIPPI STATE												
at Vanderbilt												
TEXAS A&M												
at Missouri												
at Ole Miss												
GEORGIA												
KENTUCKY												
at Arkansas												
at Tennessee												
ALABAMA												
MISSOURI												
SOUTH CAROLINA												
at LSU												

CAREER HIGHS

Points		
29	at Louisiana-Lafayette	12/8/17
Rebounds		
19	at New Mexico	11/11/18
Assists		
3	3x; last vs. Missouri	2/15/18
Blocks		
6	vs. Louisiana Tech	11/19/17
Steals		
4	2x; last vs. UL-Lafayette	11/25/18
Field Goals		
11	2x; last vs. Texas A&M	1/7/18
Field Goal Attempts		
16	vs. Florida	12/31/17
3-Point Field Goals		
3-Point FG Attempts		
Free Throws		
7	at Louisiana-Lafayette	12/8/17
Free Throw Attempts		
9	at Iowa State	11/13/18

THOMPSON'S CAREER STATISTICS

Season	gp-gs	min/avg	Total		3-Point		F-Throws		Rebounds				Scoring							
			fg-fga	pct	fg-fga	pct	ft-fga	pct	off	def	tot	avg	pf	fo	ast	to	blk	stl	pts	avg
2017-18	27-26	811/30.0	131-271	.483	0-0	.000	49-87	.563	112	115	227	8.4	63	0	28	66	21	32	311	11.5
2018-19	6-6	177/29.5	35-61	.574	0-0	.000	19-31	.613	22	55	77	12.8	17	0	4	16	9	14	89	14.8
TOTAL	33-32	988/29.9	166-332	.500	0-0	.000	68-118	.576	134	170	304	9.2	80	0	32	82	30	46	400	12.1



Crystal PRIMM

#23

Redshirt Junior • Guard • 5-11

West Palm Beach, Fla.

Oxbridge Academy / Duke

- 10 points, 6 rebounds in win at New Mexico (11/11)
- Career-high 5 steals along with 8 points, 4 rebounds, 4 assists vs. Nicholls State (11/9)
- Scored 15 points in 22 minutes in Auburn debut vs. Grambling (11/6)
- Enrolled at Auburn in summer of 2017; redshirted 2017-18 season after transferring from Duke
- Played in 33 games off the bench as sophomore at Duke; averaged 2.5 points, 1.6 rebounds
- Started 14 games as freshman, averaging 4.6 points, 2.6 rebounds; career-high 15 points at Kentucky

SEASON HIGHS

Points		
15	vs. Grambling	11/6/18
Rebounds		
6	at New Mexico	11/11/18
Assists		
4	vs. Nicholls State	11/9/18
Blocks		
1	at Iowa State	11/13/18
Steals		
5	vs. Nicholls State	11/9/18
Field Goals		
6	vs. Grambling	11/6/18
Field Goal Attempts		
9	vs. Nicholls State	11/9/18
3-Point Field Goals		
3-Point FG Attempts		
1	3x; last vs. UL-Lafayette	11/25/18
Free Throws		
4	2x; last at XULA	11/28/18
Free Throw Attempts		
6	at XULA	11/28/18

Opponent	Start	Min.	FG-A	3PT-A	FT-A	O-D-T	PF	Ast.	TO	Blk.	St.	Pts.
GRAMBLING STATE	*	22	6-8	0-1	3-3	4-0-4	5	0	4	0	0	15
NICHOLLS STATE	*	27	4-9	0-1	0-0	2-2-4	2	4	3	0	5	8
at New Mexico	*	32	3-7	0-0	4-4	2-4-6	2	1	1	0	1	10
at Iowa State	*	34	3-7	0-1	1-2	0-1-1	2	0	2	1	0	7
LOUISIANA-LAFAYETTE	*	24	4-8	0-1	1-1	0-2-2	4	1	3	0	2	9
at Xavier (La.)	*	24	0-1	0-0	4-6	1-1-2	3	1	1	0	1	4
OKLAHOMA												
at St. Joseph's												
SAMFORD												
vs. Coastal Carolina												
vs. North Carolina												
at Elon												
ALABAMA STATE												
TENNESSEE												
at Florida												
at Alabama												
MISSISSIPPI STATE												
at Vanderbilt												
TEXAS A&M												
at Missouri												
at Ole Miss												
GEORGIA												
KENTUCKY												
at Arkansas												
at Tennessee												
ALABAMA												
MISSOURI												
SOUTH CAROLINA												
at LSU												

CAREER HIGHS (incl. 2 years @ Duke)

Points		
15	2x; last vs. Grambling	11/6/18
Rebounds		
6	4x; last at New Mexico	11/11/18
Assists		
4	2x; last vs. Nicholls State	11/9/18
Blocks		
Steals		
5	vs. Nicholls State	11/9/18
Field Goals		
6	2x; last vs. Grambling	11/6/18
Field Goal Attempts		
9	3x; last vs. Nicholls State	11/9/18
3-Point Field Goals		
3-Point FG Attempts		
1	4x; last vs. UL-Lafayette	11/25/18
Free Throws		
6	at North Carolina	2/28/16
Free Throw Attempts		
6	3x; last at XULA	11/28/18

PRIMM'S CAREER STATISTICS (at Auburn)

Season	gp-gs	min/avg	Total		3-Point		F-Throws		Rebounds					Scoring						
			fg-fga	pct	fg-fga	pct	ft-fta	pct	off	def	tot	avg	pf	fo	ast	to	blk	stl	pts	avg
2018-19	6-6	162/27.0	20-40	.500	0-4	.000	13-16	.813	9	10	19	3.2	18	1	7	14	1	9	53	8.8
TOTAL	6-6	162/27.0	20-40	.500	0-4	.000	13-16	.813	9	10	19	3.2	18	1	7	14	1	9	53	8.8



Erin HOWARD

#24

Freshman • Guard/Forward • 6-1

Madison, Wis.

Madison East HS

- Hit first two career 3-pointers, including buzzer-beater at end of 3rd quarter, in win over New Mexico (11/11); finished with 8 points
- Played 11 minutes in first collegiate game vs. Grambling; finished with 2 points, 3 rebounds, 2 steals (11/6)
- Ranked as No. 21 forward nationally by ESPN HoopGurlz
- Named to USA Today All-Wisconsin First Team
- Averaged 17.4 points, 11.1 rebounds, 3.9 assists as high school senior
- First Auburn women's basketball player from state of Wisconsin

SEASON HIGHS

Points	8	at New Mexico	11/11/18
Rebounds	3	vs. Grambling	11/6/18
Assists	1	4x; last at XULA	11/28/18
Blocks	1	2x; last at XULA	11/28/18
Steals	2	2x; last vs. Nicholls State	11/9/18
Field Goals	2	2x; last at XULA	11/28/18
Field Goal Attempts	6	at XULA	11/28/18
3-Point Field Goals	2	at New Mexico	11/11/18
3-Point FG Attempts	5	at XULA	11/28/18
Free Throws	2	at New Mexico	11/11/18
Free Throw Attempts	2	at New Mexico	11/11/18

Opponent	Start	Min.	FG-A	3PT-A	FT-A	O-D-T	PF	Ast.	TO	Blk.	St.	Pts.
GRAMBLING STATE		11	1-4	0-2	0-0	2-1-3	1	1	0	0	2	2
NICHOLLS STATE		11	0-2	0-2	0-0	0-2-2	1	0	0	1	2	0
at New Mexico		20	2-4	2-3	2-2	0-1-1	2	1	1	1	0	8
at Iowa State		8	0-1	0-1	0-0	0-0-0	2	1	1	0	0	0
LOUISIANA-LAFAYETTE						--DNP--						
at Xavier (La.)		12	2-6	1-5	0-0	0-0-0	2	1	1	1	0	5
OKLAHOMA												
at St. Joseph's												
SAMFORD												
vs. Coastal Carolina												
vs. North Carolina												
at Elon												
ALABAMA STATE												
TENNESSEE												
at Florida												
at Alabama												
MISSISSIPPI STATE												
at Vanderbilt												
TEXAS A&M												
at Missouri												
at Ole Miss												
GEORGIA												
KENTUCKY												
at Arkansas												
at Tennessee												
ALABAMA												
MISSOURI												
SOUTH CAROLINA												
at LSU												

HOWARD'S CAREER STATISTICS

Season	gp-gs	min/avg	Total		3-Point		F-Throws		Rebounds				Scoring							
			fg-fga	pct	fg-fga	pct	ft-fta	pct	off	def	tot	avg	pf	fo	ast	to	blk	stl	pts	avg
2018-19	5-0	62/12.4	5-17	.294	3-13	.231	2-2	1.000	2	4	6	1.2	8	0	4	3	3	4	15	3.0
TOTAL	5-0	62/12.4	5-17	.294	3-13	.231	2-2	1.000	2	4	6	1.2	8	0	4	3	3	4	15	3.0



Janiah McKAY

#33

Senior • Guard • 5-6

Gainesville, Fla.

Gainesville HS

• 2018 Preseason All-SEC Second Team

- Leads SEC with 6.5 assists/game
- Named to Preseason WNIT All-Tournament Team; averaged 15.6 points, 5.3 assists in the tournament
- Season-high 19 points, 5 rebounds in win at New Mexico (11/11)
- Recorded second career double-double with 16 points, 10 assists in season-opener vs. Grambling (11/6)
- Led Auburn with 16.6 points, 4.4 assists per game as a junior; also Auburn's leading free throw shooter at 82.8% (130-157)
- Scored 25+ points in three straight games in '18 (TAMU, SC, Arkansas), first Auburn player since DeWanna Bonner (2009) to accomplish that feat
- Matched career-high with 29 points along with 5 assists and 5 steals in win over Louisiana Tech (11/19); also had 29 vs. UT and Alabama in 2016-17

SEASON HIGHS

Points	19	at New Mexico	11/11/18
Rebounds	5	2x; last at Iowa State	11/13/18
Assists	10	vs. Grambling	11/6/18
Blocks	2	vs. Grambling	11/6/18
Steals	3	4x; last vs. UL-Lafayette	11/25/18
Field Goals	6	2x; last at New Mexico	11/11/18
Field Goal Attempts	14	at Iowa State	11/13/18
3-Point Field Goals	3	at Iowa State	11/13/18
3-Point FG Attempts	5	at Iowa State	11/13/18
Free Throws	6	at New Mexico	11/11/18
Free Throw Attempts	6	at New Mexico	11/11/18

Opponent	Start	Min.	FG-A	3PT-A	FT-A	O-D-T	PF	Ast.	TO	Blk.	St.	Pts.
GRAMBLING STATE	*	28	6-8	2-2	2-2	0-2-2	3	10	1	2	3	16
NICHOLLS STATE	*	31	5-12	0-2	4-4	0-3-3	4	7	2	0	3	14
at New Mexico	*	39	6-12	1-1	6-8	1-4-5	2	6	2	0	3	19
at Iowa State	*	36	5-14	3-5	1-2	0-5-5	4	3	4	0	1	14
LOUISIANA-LAFAYETTE	*	34	4-10	1-3	4-4	1-1-2	3	6	5	0	3	13
at Xavier (La.)	*	27	4-7	0-2	1-3	0-0-0	0	7	4	0	2	9
OKLAHOMA												
at St. Joseph's												
SAMFORD												
vs. Coastal Carolina												
vs. North Carolina												
at Elon												
ALABAMA STATE												
TENNESSEE												
at Florida												
at Alabama												
MISSISSIPPI STATE												
at Vanderbilt												
TEXAS A&M												
at Missouri												
at Ole Miss												
GEORGIA												
KENTUCKY												
at Arkansas												
at Tennessee												
ALABAMA												
MISSOURI												
SOUTH CAROLINA												
at LSU												

CAREER HIGHS

Points	29	3x; last vs. Louisiana Tech	11/19/17
Rebounds	8	vs. North Carolina A&T	11/16/17
Assists	13	vs. Ole Miss	1/8/17
Blocks	2	vs. Grambling	11/6/18
Steals	6	2x; last vs. Xavier (La.)	12/28/17
Field Goals	11	4x; last at Mississippi State	2/22/18
Field Goal Attempts	25	vs. Alabama	2/20/17
3-Point Field Goals	5	at Towson	12/20/15
3-Point FG Attempts	9	at Towson	12/20/15
Free Throws	12	vs. Arkansas	1/14/18
Free Throw Attempts	14	2x; last vs. Arkansas	1/14/18

McKAY'S CAREER STATISTICS

Season	gp-gs	min/avg	Total		3-Point		F-Throws		Rebounds				Scoring							
			fg-fga	pct	fg-fga	pct	ft-fa	pct	off	def	tot	avg	pf	fo	ast	to	blk	stl	pts	avg
2015-16	33-19	894/27.1	104-285	.365	28-100	.280	69-101	.683	17	48	65	2.0	72	1	76	119	4	43	305	9.2
2016-17	32-32	906/28.3	145-397	.365	14-63	.222	110-148	.743	11	50	61	1.9	63	1	109	73	0	43	414	12.9
2017-18	29-28	936/32.3	168-419	.401	14-57	.246	130-157	.828	14	87	101	3.5	62	2	129	96	1	68	480	16.6
2018-19	6-6	196/32.7	30-63	.476	7-15	.467	18-23	.783	2	15	17	2.8	16	0	39	18	2	15	85	14.2
TOTAL	100-85	2932/29.3	447-1164	.384	63-235	.268	327-429	.762	44	200	244	2.4	213	4	353	306	7	169	1284	12.8



Natalie KELLY

#35

Freshman • Forward • 6-3

Albany, La.

Albany HS

- Played 3 minutes in collegiate debut vs. Grambling; had 1 points, 1 rebound (11/6)
- Ranked as No. 38 post player in nation, according to ESPN HoopGurlz
- Averaged 17.1 points, 12.1 rebounds, 3.3 steals as high school senior
- Set school record for single-season rebounds with 379 as a junior

SEASON/CAREER HIGHS

Points	2	vs. UL-Lafayette	11/25/18
Rebounds	1	vs. Grambling	11/6/18
Assists			
Blocks	1	vs. UL-Lafayette	11/25/18
Steals	1	at XULA	11/28/18
Field Goals	1	vs. UL-Lafayette	11/25/18
Field Goal Attempts	2	vs. UL-Lafayette	11/25/18
3-Point Field Goals			
3-Point FG Attempts			
Free Throws	1	2x; last at XULA	11/28/18
Free Throw Attempts	2	3x; last at XULA	11/28/18

Opponent	Start	Min.	FG-A	3PT-A	FT-A	O-D-T	PF	Ast.	TO	Blk.	St.	Pts.
GRAMBLING STATE		3	0-0	0-0	1-2	1-0-1	0	0	3	0	0	1
NICHOLLS STATE						--DNP--						
at New Mexico						--DNP--						
at Iowa State						--DNP--						
LOUISIANA-LAFAYETTE	4		1-2	0-0	0-2	0-0-0	0	0	0	1	0	2
at Xavier (La.)	7		0-1	0-0	1-2	0-0-0	1	0	1	0	1	1
OKLAHOMA												
at St. Joseph's												
SAMFORD												
vs. Coastal Carolina												
vs. North Carolina												
at Elon												
ALABAMA STATE												
TENNESSEE												
at Florida												
at Alabama												
MISSISSIPPI STATE												
at Vanderbilt												
TEXAS A&M												
at Missouri												
at Ole Miss												
GEORGIA												
KENTUCKY												
at Arkansas												
at Tennessee												
ALABAMA												
MISSOURI												
SOUTH CAROLINA												
at LSU												

KELLY'S CAREER STATISTICS

Season	gp-gs	min/avg	Total		3-Point		F-Throws		Rebounds				Scoring							
			fg-fga	pct	fg-fga	pct	ft-fta	pct	off	def	tot	avg	pf	fo	ast	to	blk	stl	pts	avg
2018-19	3-0	14/4.7	1-3	.333	0-0	.000	2-6	.333	1	0	1	0.3	1	0	0	4	1	1	4	1.3
TOTAL	3-0	14/4.7	1-3	.333	0-0	.000	2-6	.333	1	0	1	0.3	1	0	0	4	1	1	4	1.3

Game 1: Nov. 6, 2018
Auburn 97, Grambling 48
Auburn Arena
Auburn, Ala.

Official Basketball Box Score -- Game Totals -- Final Statistics
 Grambling State vs Auburn
 11/06/18 5:30 pm at Auburn Arena -- Auburn, Ala.

#	Player	Total			3-Ptr			Rebounds			PF	TP	A	T	Bk	Stl	Min
		FG	FGA	FT	FTA	FG	FGA	FT	FTA	Off							
17	CONNALLY-BANKS, M	1-5	0-0	0-0	1	1	2	3	2	1	0	0	2	1	0	2	17
02	HILL, Sha'ya	1-5	0-3	8-12	2	4	6	3	18	5	4	0	3	3	3	34	
11	WILLIAMS, Ariel	2-6	1-2	0-0	0	2	2	3	5	0	4	0	1	2	0	20	
12	COLEMAN, Justice	5-11	0-1	0-0	1	1	2	3	4	0	0	0	3	1	29		
23	VANCEY, Mylaysia	1-5	0-1	2-2	2	2	2	2	4	1	2	0	0	0	22		
03	FORTE, Jasmine	1-5	0-1	0-0	0	0	0	1	2	1	0	0	0	0	17		
03	PARSONS, Tamera	0-1	0-0	1-2	0	1	1	0	1	0	0	0	0	0	8		
05	BODY, Markisha	1-4	1-3	2-2	2	2	0	0	5	0	0	0	0	0	10		
15	PARAMORE, Candice	0-2	0-1	0-0	1	2	3	0	0	1	2	0	1	7			
21	LONDONO, Catriny	1-5	0-1	0-0	0	0	0	1	2	0	4	0	1	21			
32	HENDERSON, Hannah	1-1	1-1	2-2	0	1	1	3	5	0	1	0	1	1	15		
Totals		15-58	3-15	15-20	13	13	20	48	9	30	0	10	20				

FG %	3PT %	FT %	Rbk %	Game	Deadball
26.0%	0.0%	75.0%	20.8%	15-58	23.0%
33.3%	0.0%	80.0%	20.8%	3-15	25.0%
75.0%	0.0%	100.0%	80.0%	15-20	75.0%

FG %	3PT %	FT %	Rbk %	Game	Deadball
48.2%	0.0%	80.0%	20.8%	15-31	23.0%
55.6%	0.0%	80.0%	20.8%	3-15	25.0%
55.6%	0.0%	100.0%	80.0%	15-20	75.0%

Officials: Mark Zentz, Billy Smith, Carmen Portomoral
 Technical fouls: Grambling State-None; Auburn-None.
 Attendance: 1657

Score by periods	1st	2nd	3rd	4th	Total
Grambling State	15	5	16	12	48
Auburn	26	18	24	29	97

Last FG - GRAMWBBS 4th-00:35, AU 4th-00:09.
 Largest lead - GRAMWBBS by 4 1st-08:38, AU by 49 4th-00:09.
 GRAMWBBS led for 02:56, AU led for 36:47. Game was tied for 00:17.

Game 2: Nov. 9, 2018
Auburn 80, Nicholls State 59
Auburn Arena
Auburn, Ala.
Preseason WNIT - Round 1

Official Basketball Box Score -- Game Totals -- Final Statistics
 Nicholls vs Auburn
 11/09/18 6:00 pm at Auburn Arena -- Auburn, Ala.

#	Player	Total			3-Ptr			Rebounds			PF	TP	A	T	Bk	Stl	Min
		FG	FGA	FT	FTA	FG	FGA	FT	FTA	Off							
33	Washington, Bryanna	0-2	0-0	0-0	1	4	5	2	0	0	1	0	0	0	28		
05	Hamilton, Airl	2-5	1-2	2-2	0	4	4	2	7	5	2	0	1	33			
13	Heinemann, Kinzie	3-6	3-5	0-0	0	1	1	9	2	5	2	0	0	29			
20	Barros, Cassidy	6-11	2-4	6-6	8	11	2	20	4	5	0	2	40				
32	Collins, Destiny	5-16	2-7	1-1	0	1	1	13	2	6	0	0	3	27			
02	Wilson, Bree	0-2	0-2	0-0	0	1	1	0	0	0	0	0	7				
11	Mann, Adrian	1-4	1-5	1-4	1	2	0	0	1	4	2	0	16				
15	Bowie, Lauryn	3-4	0-0	0-0	0	0	0	4	6	0	0	0	10				
22	Johnson, Loan-Anh	0-1	0-0	0-0	0	0	0	0	0	0	0	0	5				
25	Ezechukwu, Chrystal	0-1	0-0	0-0	0	1	0	1	0	0	0	0	1				
Totals		20-53	9-24	10-11	6	22	28	14	59	16	24	0	7	200			

FG %	3PT %	FT %	Rbk %	Game	Deadball
37.7%	0.0%	90.9%	20.8%	20-53	37.7%
27.3%	0.0%	83.3%	20.8%	9-24	37.7%
27.3%	0.0%	100.0%	20.8%	10-11	90.9%

FG %	3PT %	FT %	Rbk %	Game	Deadball
41.3%	0.0%	80.0%	20.8%	20-53	37.7%
27.3%	0.0%	83.3%	20.8%	9-24	37.7%
27.3%	0.0%	100.0%	20.8%	10-11	90.9%

Officials: Neerita Williams, David Jenkins, Simone Reid
 Technical fouls: Nicholls-None; Auburn-None.
 Attendance: 2316
 Preseason WNIT - First Round

Score by periods	1st	2nd	3rd	4th	Total
Nicholls	10	16	17	16	59
Auburn	23	14	27	16	80

Last FG - NICH 4th-00:29, AU 4th-00:48.
 Largest lead - NICH None, AU by 29 4th-00:21.
 NICH led for 00:00, AU led for 29:45. Game was tied for 00:14.

Game 3: Nov. 11, 2018
Auburn 79, New Mexico 76
The Pit
Albuquerque, N.M.
Preseason WNIT - Quarterfinal

Official Basketball Box Score -- Game Totals -- Final Statistics
 Auburn vs New Mexico
 11/11/18 2:00 pm at Albuquerque, N.M. - The Pit

#	Player	Total			3-Ptr			Rebounds			PF	TP	A	T	Bk	Stl	Min
		FG	FGA	FT	FTA	FG	FGA	FT	FTA	Off							
20	Unique Thompson	7-13	0-0	5-7	8	11	19	1	19	0	4	1	1	35			
00	Daisa Alexander	6-16	4-4	2-4	1	3	4	14	0	2	0	3	28				
05	Emari Jones	2-10	1-8	0-0	1	1	2	5	2	6	0	1	24				
23	Crystal Primm	3-7	0-0	4-4	2	4	2	10	1	0	1	1	32				
33	Janiah McKay	6-12	1-1	6-8	1	4	5	19	6	2	0	0	39				
01	Robyn Benton	1-4	0-1	0-0	0	1	1	2	2	1	0	1	18				
04	Abigayle Jackson	1-1	0-0	0-0	0	0	0	3	2	0	0	0	4				
10	Kiyae' White	0-1	0-0	0-0	0	1	0	0	0	0	0	0	1				
24	Erin Howard	2-4	2-2	0-0	1	1	2	8	1	1	1	0	20				
Team								3	6								
Totals		28-68	4-17	19-25	17	28	45	18	79	11	17	2	10	201			

FG %	3PT %	FT %	Rbk %	Game	Deadball
41.3%	0.0%	80.0%	20.8%	28-68	41.2%
30.0%	0.0%	80.0%	20.8%	4-17	23.0%
66.7%	0.0%	100.0%	20.8%	17-25	76.0%

FG %	3PT %	FT %	Rbk %	Game	Deadball
38.9%	0.0%	80.0%	20.8%	28-68	41.2%
30.0%	0.0%	80.0%	20.8%	4-17	23.0%
66.7%	0.0%	100.0%	20.8%	17-25	76.0%

Officials: Jody Cantrell, Ivy Seales, DeMoya Williams
 Technical fouls: Auburn-None; New Mexico-None.
 Attendance: 4419
 Preseason WNIT - Quarterfinal

Score by periods	1st	2nd	3rd	4th	Total
New Mexico	20	16	21	22	79
Auburn	16	17	23	20	76

Last FG - AU 4th-00:16, UNM 4th-00:41.
 Largest lead - AU by 8 2nd-08:50, UNM by 4 2nd-01:14.
 AU led for 22:08, UNM led for 08:08. Game was tied for 09:44.

AUBURN --Janiah McKay and Unique Thompson both recorded double-doubles as the Auburn women's basketball team posted its highest scoring output of the Terri Williams-Flournoy era with a 97-48 victory over Grambling State Tuesday at Auburn Arena.

Led by 16 points from McKay and freshman Robyn Benton, Auburn (1-0) had six players in double figures, the first time for the Tigers to hit that mark since the 2008-09 season.

Along with the 16 points from McKay and Benton, the Tigers got 15 points from redshirt junior Crystal Primm in her Auburn debut, 14 points from Thompson, and 13 each from Daisa Alexander and Emari Jones.

Thompson posted her eighth career double-double with a team-high 13 rebounds to go with her 14 points. And McKay recorded the second double-double of her career, notching 10 assists to go with her 16 points. It was the first time for Auburn to have two players with a double-double in the same game since the 2015-16 season when Tra' Cee Tanner and Brandy Montgomery pulled off the feat.

Auburn shot 53.5 percent from the field, scored 97 points and had 53 rebounds - all higher totals than in any game last season. The Tigers' 97 points were the most of the Coach Flo era and the highest output since scoring 119 against Sam Houston State in 2008 - also the last time the Tigers had at least six players in double-figures.

Every player that dressed for Auburn scored. Sophomore Abigayle Jackson had four points along with five rebounds, and freshmen Kiyae' White (3 points, 4 rebounds), Erin Howard (2 points, 3 rebounds) and Natalie Kelly (1 point, 1 rebound) found the stat sheet in their Auburn debuts.

After Grambling scored the first four points of the game and took a 6-3 lead, Auburn went on a 16-1 run over the next four-plus minutes to take a 19-9 lead. Grambling would get no closer than 9 points the rest of the way. Auburn ended the first half on a 12-0 run to take a 44-20 lead by the break.

AUBURN -- Auburn jumped out to a big early lead and had another strong offensive performance Friday night in an 80-59 win over Nicholls State in the first round of the Preseason Women's NIT.

It was Auburn's second-straight game scoring at least 80 points; the Tigers scored 80 or more just twice all of last season. Despite a cold fourth quarter, Auburn shot 45.1% from the field and made 12-of-13 free throws.

Daisa Alexander led Auburn with 20 points while also racking up five rebounds and two steals. Emari Jones added 15 points and pulled down 8 rebounds for the second straight game along with three assists and two steals. Janiah McKay finished with 14 points and seven assists. And Unique Thompson scored six points and pulled down a game-high 10 rebounds to go along with four steals and two blocks while playing just 24 minutes.

Auburn jumped out to a 9-0 lead in the first two minutes and had another 9-0 run in the first quarter to take a 23-10 lead after 10 minutes. Nicholls took advantage of an Auburn cold stretch in the second to cut the lead to as few as seven points, but the Tigers took a 37-26 lead to the break.

The Tigers pulled away in the third quarter and increased their lead to as many as 29 in the fourth before a cold stretch late saw the final margin trimmed to 21.

The Tigers took full advantage of being several inches taller at most every position, out-rebounding the Colonels 42-28 and racking up five blocked shots. Auburn also had 18 steals in forcing 24 Nicholls turnovers, turning those into 29 points.

Nicholls' Cassidy Barros, the defending Southland Conference Player of the Year, shared the game lead in scoring with 20 points and pulled down 11 rebounds for her first double-double of the year.

ALBUQUERQUE, N.M. -- Sophomore Unique Thompson had 19 points and a career-high 19 rebounds as Auburn won a thriller at New Mexico, 79-76, to advance to the semifinals of the Preseason Women's NIT.

With 17 seconds to play and the score tied 76-all, junior Daisa Alexander hit a baseline jumper, got fouled, and made the free throw to give the Tigers (3-0) a three-point lead. New Mexico (1-1), who had hit 12 3-pointers in the game, had two looks at a tying tray in the final three seconds but missed both as the clock expired.

Thompson's 19-point, 19-rebound effort marked her second double-double in three games and the ninth of her career. The 19 rebounds were the most by an Auburn player since Tra' Cee Tanner also had 19 at Florida Gulf Coast during the 2015-16 season.

Auburn took advantage of early New Mexico fouls, hitting 8-of-12 free throws in the first quarter and 15-of-20 in the first half. Those points were sorely needed because the Tigers managed just 30.3 percent from the field in the opening half. Despite that, Auburn finished the second quarter on a 7-0 run - a 3-pointer from Emari Jones and four points from Janiah McKay - to take a 36-33 lead to the break.

The foul count went down and the shooting percentages went up in the second half as the Tigers shot 52.9 percent in the final 20 minutes. The lead changed hands 10 different times during the second half alone - including the closing seconds of the third quarter. The Lobos took a 56-54 lead with five seconds to play on a pair of free throws, but freshman Erin Howard drained a buzzer-beating 3-pointer to give the Tigers a 57-56 lead through three periods.

Auburn then moved ahead by as many as five points with 4:40 to play, taking a 70-65 lead out of the final media timeout on a pair of Thompson free throws. But in a span of two New Mexico possessions, the Lobos were back ahead 71-70 on a pair of 3-pointers.

McKay hit a jumper to give the Tigers a 76-73 lead with exactly a minute to play, but the Lobos answered with their 12th 3-pointer of the game to knot the score at 76-76, setting up Alexander's game-winner.

Game 4: Nov. 13, 2018

Iowa State 67, Auburn 64

Hilton Coliseum Ames, Iowa

Preseason WNIT - Semifinal

Official Basketball Box Score -- Game Totals -- Final Statistics
Auburn vs Iowa State
 11/13/18 6:35 p.m. at Hilton Coliseum - Ames, Iowa

Auburn 64 • 3-1		Total		3-Ptr		Rebounds		PF		TP		A TO Bk Stl		Min	
##	Player	FG	FGA	FT	FTA	Off	Def	Tot	Pf	Tp	A	To	Bk	Stl	Min
00	Daisa Alexander	2-5	0-3	0-0	0	2	2	4	1	2	0	2	2	22	
05	Emari Jones	4-9	4-8	3-4	3	4	7	11	3	2	0	1	39		
20	Unique Thompson	4	7-11	0-0	5-9	4	10	14	3	19	2	2	1	36	
23	Crystal Primm	3-7	1-1	1-2	0	1	2	3	7	0	2	1	34		
33	Janiah McKay	5-14	3-5	1-2	0	5	5	10	4	14	3	0	1	36	
01	Robyn Benton	1-6	1-5	0-0	0	0	1	1	3	0	2	0	1	19	
04	Abigaily Jackson	1-3	0-1	0-0	0	1	2	3	0	0	0	0	4		
10	Kiyae' White	0-0	0-0	0-0	0	0	0	0	0	0	0	0	2		
24	Erin Howard	0-1	0-1	0-0	0	0	2	2	1	1	0	0	8		
Team															
Totals		23-56	8-24	10-17	9	27	36	64	10	16	3	6	200		

1st FG %: 7.14 59.0% 2nd: 7.13 53.8% 3rd: 3.13 23.1% 4th: 6.16 45.1% Games: 23-56 41.5% Deadball
 3PG %: 1.4 25.0% 2.5 40.0% 1.7 14.3% 4.8 50.0% 8-24 33.3% Rebounds
 FT %: 3.4 75.0% 4.6 66.7% 6.0 92.9% 4.8 50.0% 10-17 58.8% 5

Iowa State 67 • 3-0		Total		3-Ptr		Rebounds		PF		TP		A TO Bk Stl		Min	
##	Player	FG	FGA	FT	FTA	Off	Def	Tot	Pf	Tp	A	To	Bk	Stl	Min
01	Wise, Madison	5-15	3-10	0-0	0	7	7	14	1	13	1	3	0	1	40
21	Carlenton, Bridget	4-10	1-5	6-10	5	8	13	0	15	8	2	2	1	40	
24	Joens, Ashley	6-16	5-12	1-2	0	2	2	3	18	0	2	1	1	33	
32	Burkhal, Meredith	5-8	0-0	0-2	6	2	8	4	10	0	2	0	1	30	
33	Middleton, Alexa	2-7	0-2	0-0	0	1	1	0	4	2	0	1	0	26	
04	Johnson, Rae	0-1	0-1	1-2	0	1	1	1	1	0	1	0	1	15	
10	Washington, Nia	0-1	0-1	0-0	0	0	0	0	0	0	1	0	1	1	
13	Camber, Adriana	0-1	0-1	1-2	0	0	0	0	1	0	0	0	0	4	
15	Nazzerwa, Ines	1-2	0-0	3-6	2	3	5	3	5	0	1	0	0	6	
25	Scott, Kristin	0-1	0-0	0-0	1	0	1	0	1	0	0	0	0	8	
Team															
Totals		23-62	9-32	12-24	16	26	42	13	67	13	5	3	0	200	

1st FG %: 3.1 17.6% 2nd: 6.15 49.6% 3rd: 6.54 43.9% 4th: 8.16 50.0% Games: 23-62 31.1% Deadball
 3PG %: 1.9 25.0% 2.4 40.0% 3.5 50.0% 3.8 37.5% 12-24 50.0% 8

Officials: Brian Hall, Bryan Entlerline, Amy Bonner
 Technical fouls: Auburn-None, Iowa State-None.
 Attendance: 9274
 Preseason WNIT - Semifinal
 Score by periods:

1st	2nd	3rd	4th	Total	
Auburn	18	20	7	19	64
Iowa State	13	16	16	22	67

Last FG - AU 4th-00:41, ISU 4th-00:09.
 Largest lead - AU by 15, 2nd-02:26, ISU by 10 4th-02:21.
 AU led for 28:59, ISU led for 09:19. Game was tied for 01:42.

AMES, Iowa -- A furious comeback by the Auburn women's basketball team fell just short Tuesday night as the Tigers dropped a 67-64 battle at Iowa State in the Preseason WNIT semifinal.

Trailing by 10 with less than two minutes to play, senior Janiah McKay made three straight 3-pointers in less than a minute - the last coming with 41 seconds left - to tie the game at 64-all. But the Tigers were unable to get a shot away in their final two possessions, and a Cyclone layup with 9 seconds to play was the difference.

Sophomore Unique Thompson had her second straight double-double and third of the season with 19 points and 14 rebounds. Emari Jones matched a season-high with 15 points, and McKay's late flurry gave her a 14-point night.

Auburn was playing its third game in five days in three different states and will have traveled over 3,700 miles since Saturday by the time the team returns home Wednesday.

Thompson dominated both ends of the floor in the first half, racking up 16 points and 10 rebounds by halftime. Meanwhile, Iowa State started cold, shooting 16 percent in the first quarter and 28 percent in the first half as the Tigers were able to build an early lead. Auburn led by as many as 15 late in the second quarter before the Cyclones cut the lead to nine at the break, 38-29.

A 3-pointer from Jones to start the second half pushed the Tigers' lead to 12. But from there, the Cyclones caught fire. A 10-0 ISU run cut the lead to two with 6:34 left in the quarter, and a buzzer-beating 3-pointer tied the game at 45-45.

The Cyclones took their first lead nine seconds into the fourth quarter and never trailed again, going on an 8-0 run to push the advantage to 10 points at 64-54 with 2:21 to play. But after a Jones free throw cut the deficit to nine, McKay, who had been quiet most of the night, hit three 3-pointers in a span of 47 seconds to tie the game.

Auburn shot 41.1% for the game, but just 31% in the second half. Meanwhile, Iowa State shot 47% in the second half, including 40% on 3-pointers. The Cyclones won the rebounding battle 42-36, including 16 offensive rebounds which turned into 14 second-chance points.

Game 5: Nov. 25, 2018

Auburn 71, Louisiana-Lafayette 59

Auburn Arena Auburn, Ala.

Official Basketball Box Score -- Game Totals -- Final Statistics
Auburn vs Louisiana
 11/25/18 2:00 p.m. at Auburn Arena -- Auburn, Ala.

Louisiana 59 • 2-3		Total		3-Ptr		Rebounds		PF		TP		A TO Bk Stl		Min	
##	Player	FG	FGA	FT	FTA	Off	Def	Tot	Pf	Tp	A	To	Bk	Stl	Min
05	Mathis,Jomyra	1-9	0-0	2-2	3	3	6	5	4	2	2	0	1	23	
11	Goodwin,Skylar	1-4	0-2	0-0	0	3	3	0	2	0	5	0	0	31	
35	Doucet,Ty'Reona	6-15	0-0	1-1	4	9	13	3	13	0	2	2	38		
02	Williams,Brandi	3-13	2-7	7-8	0	2	2	15	0	4	0	1	39		
15	Morrison,Diamond	3-5	1-3	0-0	0	2	2	3	7	0	3	0	1	16	
01	Robyn Benton	0-0	0-0	0-0	0	2	2	0	0	3	0	0	15		
04	Courmyer,Andrea	4-8	2-4	0-0	0	2	2	3	10	4	4	0	7	22	
26	Wornack,Jazmyn	2-6	0-1	4-5	4	1	5	1	8	0	3	0	0	16	
Team															
Totals		20-60	5-17	14-16	13	24	37	19	59	6	26	2	12	200	

1st FG %: 4.13 30.8% 2nd: 4.16 25.0% 3rd: 5.19 26.3% 4th: 7.12 58.3% Games: 20-60 33.3% Deadball
 3PG %: 2.6 33.3% 1.4 25.0% 0.3 50.0% 2.4 50.0% 5-17 29.4% Rebounds
 FT %: 3.3 100.0% 4.4 100.0% 4.6 66.7% 3.3 100.0% 14-16 87.5% 2

Auburn 71 • 4-1		Total		3-Ptr		Rebounds		PF		TP		A TO Bk Stl		Min	
##	Player	FG	FGA	FT	FTA	Off	Def	Tot	Pf	Tp	A	To	Bk	Stl	Min
20	Unique Thompson	7-12	0-0	2-5	3	10	13	3	16	0	4	1	4	31	
00	Daisa Alexander	1-8	1-1	0-0	0	1	1	3	3	8	6	0	3	26	
05	Emari Jones	3-9	1-4	1-1	5	5	10	3	8	2	3	0	1	37	
23	Crystal Primm	4-8	0-1	1-1	0	2	2	4	9	1	3	0	2	24	
33	Janiah McKay	4-10	1-3	4-4	1	1	2	3	13	6	5	0	3	34	
01	Robyn Benton	5-7	2-3	3-4	1	1	2	15	1	0	0	2	24		
04	Abigaily Jackson	2-4	1-2	0-0	0	4	2	5	1	0	3	0	14		
10	Kiyae' White	0-1	0-0	0-0	0	0	0	0	0	0	1	0	1	6	
35	Natalie Kelly	1-2	0-0	0-2	0	0	0	0	2	0	1	0	0	4	
Team															
Totals		27-61	6-14	11-17	12	26	38	20	71	19	22	5	15	200	

1st FG %: 7.16 43.8% 2nd: 6.13 46.2% 3rd: 6.13 46.2% 4th: 8.19 42.1% Games: 27-61 44.3% Deadball
 3PG %: 1.2 50.0% 1.2 50.0% 1.4 25.0% 3.4 50.0% 6-14 42.9% Rebounds
 FT %: 4.4 66.7% 4.4 66.7% 4.4 100.0% 11-17 64.7% 4,1

Officials: Beverly Roberts, Cameron Inouye, Bill Larance
 Technical fouls: Louisiana-None, Auburn-None.
 Attendance: 1488

Score by periods	1st	2nd	3rd	4th	Total
Auburn	13	13	14	19	59
Louisiana	17	17	14	23	71

Last FG - LA 4th-01:25, AU 4th-00:24.
 Largest lead - LA None, AU by 16 4th-06:20.
 LA led for 00:00, AU led for 39:32. Game was tied for 00:27.

Score tied - 0 times.
 Lead changed - 0 times.

Game 6: Nov. 28, 2018

Auburn 77, Xavier (La.) 58

Convocation Center New Orleans, La.

Official Basketball Box Score -- Game Totals -- Final Statistics
Auburn vs Xavier (N.O.)
 11/28/18 6:00 pm at New Orleans, La.

Auburn 77 • 5-1		Total		3-Ptr		Rebounds		PF		TP		A TO Bk Stl		Min	
##	Player	FG	FGA	FT	FTA	Off	Def	Tot	Pf	Tp	A	To	Bk	Stl	Min
20	Unique Thompson	6-10	0-0	3-4	3	5	8	2	15	0	1	1	3	23	
00	Daisa Alexander	5-9	3-3	0-0	3	3	6	2	13	5	1	0	3	20	
05	Emari Jones	6-12	4-6	0-0	0	3	3	16	2	2	1	0	1	29	
23	Crystal Primm	0-1	0-0	4-6	1	1	2	3	4	1	1	0	1	22	
33	Janiah McKay	4-7	0-2	1-3	0	0	0	0	9	7	4	0	2	28	
01	Robyn Benton	2-5	1-2	0-2	3	2	5	1	5	3	0	1	0	19	
02	Brooke Moore	1-9	1-6	0-0	0	1	1	2	3	1	0	0	0	13	
04	Abigaily Jackson	3-3	0-0	0-0	1	0	0	6	1	2	2	0	10		
10	Kiyae' White	0-3	0-0	0-0	2	1	3	2	0	2	0	1	0	15	
24	Erin Howard	2-6	1-5	0-0	0	0	0	2	5	1	1	1	0	14	
35	Natalie Kelly	0-1	0-0	1-2	1	1	0	1	1	0	1	0	1	7	
Team															
Totals		29-66	10-24	9-17	14	20	34	16	77	22	14	5	14	200	

1st FG %: 7.17 41.2% 2nd: 8.15 53.3% 3rd: 7.17 41.2% 4th: 7.17 41.2% Games: 29-66 43.9% Deadball
 3PG %: 2.6 33.3% 3.7 55.6% 1.2 50.0% 2.3 45.0% 10-24 41.7% Rebounds
 FT %: 3.4 75.0% 1.4 25.0% 3.6 50.0% 2.3 45.0% 9-17 52.9% 9

Xavier (N.O.) 58 • 7-3		Total		3-Ptr		Rebounds		PF		TP		A TO Bk Stl		Min	
##	Player	FG	FGA	FT	FTA	Off	Def	Tot	Pf	Tp	A	To	Bk	Stl	Min
24	Smith, Gina	1-1	0-0	0-0	0	1	1	2	0	0	0	0	0	18	
35	Duncan, Kyle	3-5	0-0	0-0	2	5	7	3	6	0	4	0	1	17	
03	Hill, Jas	5-12	3-5	0-0	1	1	2	13	1	5	0	3	2	23	
14	Virgil, Da'Jha	1-3													

2018-19 Auburn Women's Basketball
Auburn Combined Team Statistics (as of Nov 30, 2018)
All games

RECORD:	OVERALL	HOME	AWAY	NEUTRAL
ALL GAMES	5-1	3-0	2-1	0-0
CONFERENCE	0-0	0-0	0-0	0-0
NON-CONFERENCE	5-1	3-0	2-1	0-0

##	Player	gp-gs	min	avg	Total		3-Point		F-Throw		Rebounds				pf	dq	a	to	blk	stl	pts	avg
					fg-fga	fg%	3fg-fga	3fg%	ft-fa	ft%	off	def	tot	avg								
20	Unique Thompson	6-6	176	29.3	35-61	.574	0-0	.000	19-31	.613	22	55	77	12.8	17	0	4	16	9	14	89	14.8
33	Janiah McKay	6-6	196	32.7	30-63	.476	7-15	.467	18-23	.783	2	15	17	2.8	16	0	39	18	2	15	85	14.2
05	Emari Jones	6-6	188	31.3	26-68	.382	14-40	.350	6-7	.857	15	23	38	6.3	14	0	15	18	2	8	72	12.0
00	Daisa Alexander	6-6	162	27.0	27-64	.422	7-22	.318	6-9	.667	9	17	26	4.3	14	0	18	15	0	13	67	11.2
23	Crystal Primm	6-6	161	26.8	20-40	.500	0-4	.000	13-16	.813	9	10	19	3.2	18	1	7	14	1	9	53	8.8
01	Robyn Benton	6-0	122	20.3	19-42	.452	8-22	.364	4-8	.500	4	6	10	1.7	9	0	8	6	2	8	50	8.3
04	Abigayle Jackson	6-0	57	9.5	11-16	.688	1-3	.333	2-2	1.000	8	9	17	2.8	10	0	3	4	6	2	25	4.2
24	Erin Howard	5-0	64	12.8	5-17	.294	3-13	.231	2-2	1.000	2	4	6	1.2	8	0	4	3	3	4	15	3.0
02	Brooke Moore	1-0	13	13.0	1-9	.111	1-6	.167	0-0	.000	0	1	1	1.0	0	0	1	0	0	0	3	3.0
35	Natalie Kelly	3-0	14	4.7	1-3	.333	0-0	.000	2-6	.333	2	0	2	0.7	1	0	0	4	1	1	4	1.3
10	Kiyae' White	6-0	47	7.8	2-10	.200	0-0	.000	1-2	.500	5	3	8	1.3	4	0	6	4	0	0	5	0.8
	Team										8	19	27				1					
	Total.....	6	1200		177-393	.450	41-125	.328	73-106	.689	86	162	248	41.3	111	1	105	103	26	74	468	78.0
	Opponents.....	6	1200		122-345	.354	46-147	.313	77-105	.733	70	135	205	34.2	100	-	75	126	7	57	367	61.2

TEAM STATISTICS	AU	OPP	Date	Opponent	Score	Att.
SCORING	468	367	11/06/18	GRAMBLING STATE	w 97-48	1657
Points per game	78.0	61.2	^ 11/09/18	NICHOLLS	w 80-59	2316
Scoring margin	+16.8	-	^ 11/11/18	at New Mexico	w 79-76	4419
FIELD GOALS-ATT	177-393	122-345	^ 11/13/18	at Iowa State	L 64-67	9274
Field goal pct	.450	.354	11/25/18	LOUISIANA	w 71-59	1488
3 POINT FG-ATT	41-125	46-147	11/28/18	at Xavier (N.O.)	w 77-58	201
3-point FG pct	.328	.313				
3-pt FG made per game	6.8	7.7				
FREE THROWS-ATT	73-106	77-105				
Free throw pct	.689	.733				
F-Throws made per game	12.2	12.8				
REBOUNDS	248	205				
Rebounds per game	41.3	34.2				
Rebounding margin	+7.2	-				
ASSISTS	105	75				
Assists per game	17.5	12.5				
TURNOVERS	103	126				
Turnovers per game	17.2	21.0				
Turnover margin	+3.8	-				
Assist/turnover ratio	1.0	0.6				
STEALS	74	57				
Steals per game	12.3	9.5				
BLOCKS	26	7				
Blocks per game	4.3	1.2				
ATTENDANCE	5461	13894				
Home games-Avg/Game	3-1820	3-4631				
Neutral site-Avg/Game	-	0-0				

* = Conference game

^ = Preseason WNIT

Score by Periods	1st	2nd	3rd	4th	Totals
Auburn	123	105	113	127	468
Opponents	83	81	100	103	367



Daisa Alexander
 Junior • G • 5-8
 Decatur, Ga.
Southwest DeKalb HS



Robyn Benton
 Freshman • G • 5-9
 Conyers, Ga.
Greater Atlanta Christian School



Brooke Moore
 Freshman • G • 5-7
 McDonough, Ga.
Henry County HS



Erica Sanders
 Senior • G • 5-10
 San Antonio, Texas
Johnson HS



Abigayle Jackson
 Sophomore • F • 6-3
 Little Rock, Ark.
Little Rock Central HS



Emari Jones
 Senior • G • 6-2
 Chicago, Ill.
Shawnee CC



Kiyae' White
 RS Freshman • F • 6-2
 Macungie, Pa.
Emmaus HS



Unique Thompson
 Sophomore • F • 6-3
 Theodore, Ala.
Faith Academy



Crystal Primm
 RS Junior • G • 5-11
 West Palm Beach, Fla.
Duke



Erin Howard
 Freshman • F/G • 6-1
 Madison, Wis.
Madison East HS



Janiah McKay
 Senior • G • 5-6
 Gainesville, Fla.
Gainesville HS




Natalie Kelly
 Freshman • F • 6-3
 Albany, La.
Albany HS



Terri Williams-FLOURNOY
 Head Coach
 Penn State (1991)
Seventh Season



Ty Evans
 Associate Head Coach
 Wisconsin-Whitewater (1995)
Seventh Season



Adrian Walters
 Assistant Coach
 St. Francis (Pa.) (1987)
Seventh Season



Clarisse Garcia
 Assistant Coach
 Villanova (2007)
Third Season