



2018-19 AUBURN MEN'S BASKETBALL

SCHEDULE/RESULTS

DATE	OPPONENT	TIME/RESULT
Nov. 2	Lincoln Memorial (Exh.)	W, 76-62
Nov. 6	South Alabama (SECN)	W, 101-58
Nov. 9	#25 Washington (SECN)	W, 88-66
Nov. 14	Mississippi College (SEC+)	7:00 pm
Nov. 19	! vs. Xavier (ESPN2)	1:30 pm
Nov. 20	! vs. Duke/SDSU (ESPN/2)	TBD
Nov. 21	! vs. TBD (ESPN/2/U)	TBD
Nov. 28	Saint Peter's (SEC+)	7:00 pm
Dec. 4	UNC Asheville (SECN)	7:00 pm
Dec. 8	Dayton (SECN)	7:30 pm
Dec. 15	@ vs. UAB (CBSSN)	6:30 pm
Dec. 19	at NC State (ESPN2)	6:00 pm
Dec. 22	Murray State (SECN)	3:30 pm
Dec. 29	North Florida (SEC+)	4:00 pm
Jan. 9	* at Ole Miss (ESPN2/U)	6:00 pm
Jan. 12	* Georgia (ESPN/2/U)	3:00 pm
Jan. 16	* at Texas A&M (ESPN2/U)	6:00 pm
Jan. 19	* Kentucky (ESPN/2)	3/5:00 pm
Jan. 22	* at South Carolina (SECN)	5:30 pm
Jan. 26	* at Mississippi State (SECN)	7:30 pm
Jan. 30	* Missouri (SECN)	7:30 pm
Feb. 2	* Alabama (ESPN/2/U)	7:00 pm
Feb. 5	* Florida (ESPN/2/U)	8:00 pm
Feb. 9	* at LSU (ESPN/2/U)	1:00 pm
Feb. 13	* Ole Miss (SECN)	7:30 pm
Feb. 16	* at Vanderbilt (ESPN/2/U)	11:00 am
Feb. 20	* Arkansas (SECN)	7:30 pm
Feb. 23	* at Kentucky (CBS)	12:30 pm
Feb. 27	* at Georgia (ESPN/2/U)	8:00 pm
Mar. 2	* Mississippi State (ESPN/2/U)	3:00 pm
Mar. 5	* at Alabama (ESPN/2/U/SECN)	8:00 pm
Mar. 8	* Tennessee (ESPN/2)	11:00 am

All times Central // ! - Maui Invitational (Maui, Hawaii)

@ - Mike Slive Invitational (Birmingham, Ala./Legacy Arena)

MATCHUP



#9/12 Auburn Tigers (2-0, 0-0 SEC)

Head Coach: Bruce Pearl, 24th season (534-207), 5th season at AU (72-62)



Mississippi College Choctaws (1-1, 0-0 Gulf South)

Head Coach: Don Lofton, 15th season (214-156), 15th season at MC (same)

Date / Time _____ Nov. 14, 2018 / 7 pm CT
 Site / Venue _____ Auburn, Ala. / Auburn Arena (9,121)
 TV _____ SEC Network+
 Pxp _____ Brad Law
 Analyst _____ Joe Ciampi
 Radio _____ AU Sports Network
 Pxp _____ Rod Bramblett
 Analyst _____ Sonny Smith

Series History

Overall	Tied 1-1
In Auburn	Tied 1-1
In Clinton	-
Neutral Site	-
Last Meeting	AU, 88-54 (11/30/81)
Streak	Auburn W1

» Auburn moved up two spots to No. 9 in this week's AP poll after dominating victories over South Alabama and No. 25 Washington to begin the season. It is the 12th straight poll in which the Tigers have been ranked dating back to last season after Auburn had gone unranked since 2003. This week marks the 102nd time that Auburn has been ranked in the poll since 1949, including the 50th week in the top 10.

» Chuma Okeke was named the SEC Player of the Week after he led the Tigers with 19.5 points and 9.5 rebounds in two victories against South Alabama and No. 25 Washington. He shot 75 percent from beyond the arc (6-of-8) and was perfect from the charity stripe (5-of-5).

» After defeating No. 25 Washington last Friday night 88-66, Auburn beat a ranked non-conference foe for the first time since taking down No. 19 NC State on Dec. 5, 1970.

» The 22-point victory was Auburn's third-largest ever over a ranked opponent.

» The Tigers have found success from beyond the arc in their two games this season. Auburn leads the SEC in 3-pointers made (30) and 3-pointers made per game (15.0). Both marks currently sit in the top 15 in the country.

» Jared Harper is back in form to begin the year as he has dished out a league-best 18 assists in two games. That mark is 12th in the nation and his 9.0 assists per games ranks fifth among all players at the D-1 level.

» After being one of the youngest teams in the NCAA last year with one senior, Auburn boasts 13 upperclassmen and has 4,182 career points - eighth-highest in the country.

PROBABLE AUBURN STARTERS



Pos.	No.	Name	Ht.	Wt.	Cl.	Hometown (Last School)	PPG	RPG	APG	Blocks	Steals	FT%
G	1	Jared Harper	5-11	175	Jr.	Mableton, Ga. (Pebblebrook HS)	16.5	5.0	9.0	0	2	1.000
G	2	Bryce Brown	6-3	198	Sr.	Stone Mountain, Ga. (Tucker HS)	12.5	2.5	1.0	2	2	.625
F	5	Chuma Okeke	6-8	230	So.	Atlanta, Ga. (Westlake HS)	19.5	9.5	3.5	5	4	1.000
G	10	Samir Doughty	6-4	195	Jr.	Philadelphia, Pa. (VCU)	16.0	2.5	2.5	0	4	1.000
F	24	Anfernee McLemore	6-7	220	Jr.	Warwick, Ga. (Worth County)	8.5	6.0	1.0	4	1	.400
F	0	Horace Spencer	6-8	225	Sr.	Philadelphia, Pa. (Findlay Prep)	2.0	5.5	0.5	0	1	.000
G/F	4	Malik Dunbar	6-6	230	Sr.	North Augusta, S.C. (Col. of Central Florida)	12.0	4.5	0.0	1	0	1.000
G	12	J'Von McCormick	6-0	175	Jr.	New Orleans, La. (Lee College)	3.5	1.5	2.0	0	2	.000
C	50	Austin Wiley	6-11	260	Jr.	Hoover, Ala. (Calusa Prep)	5.0	1.0	1.0	0	0	.500

PROBABLE MISSISSIPPI COLLEGE STARTERS

Pos.	No.	Name	Ht.	Wt.	Cl.	Hometown (Last School)	PPG	RPG	APG	Blocks	Steals	FT%
G	1	Dyllan Taylor	6-0	180	So.	Brandon, Miss. (Pelahatchie HS)	14.0	1.5	6.0	2	3	.875
G	4	Donovan Ham	6-4	200	Sr.	Atlanta, Ga. (Georgia Highlands College)	17.5	5.5	3.5	0	0	.833
F	5	Brandon Boston	6-5	220	Jr.	Pearl, Miss. (Pearl HS)	20.0	9.0	0.5	0	3	1.000
G	11	Tre Jenkins	6-2	170	Jr.	Tupelo, Miss. (Itawamba CC)	11.5	5.5	4.0	1	3	.800
F	23	Marcus Lytle	6-5	225	Sr.	Memphis, Tenn. (East Central University)	7.0	3.5	0.0	1	2	1.000
G	3	Trai James	5-11	185	Jr.	Huntsville, Ala. (Snead State CC)	4.5	1.5	2.0	0	0	.000
G	10	Scot Hundt	6-2	180	Jr.	Punta Gorda, Fla. (Reinhardt University)	4.0	0.5	0.5	0	1	.000
F	21	Jon Harding	6-8	235	So.	Argyle, Texas (Argyle HS)	2.0	1.0	0.0	0	0	.000
F	44	Isaiah Austin	6-6	220	Sr.	Clinton, Miss. (Northwest Mississippi CC)	8.5	3.5	1.0	1	1	.750

MEDIA SPOT CHART

(probable starters in orange)

	0	HORACE SPENCER SR » F » 6-8 » 225 » Philadelphia, Pa. » Findlay Prep • 46% FG, 5.2 reb, 20 total blk as a starter last season (12 games) • 5th on career blocks list with 135; 5th has 141 blk (Chris Morris) • LAST GAME: 2 pts, 6 reb in 11 min vs. Washington	Career-Highs Pts _____ Reb _____ Ast _____ Blk _____ Min _____
	1	JARED HARPER JR » G » 5-11 » 175 » Mableton, Ga. » Pebblebrook HS • Leads the SEC and is 8th in the nation with 9.0 assists per game • Had 2nd career double-double with 20 pts, 13 ast vs. South Ala. • LAST GAME: 13 pts, 5 ast, 5 reb in 32 min vs. Washington	Career-Highs Pts _____ Reb _____ Ast _____ Stl _____ Min _____
	2	BRYCE BROWN SR » G » 6-3 » 198 » Stone Mountain, Ga. » Tucker HS • 247 career 3s - needs 18 to break Wesley Person's record of 262 • Scored in double figures in last 5 home games (18.0 ppg) • LAST GAME: 13 pts, 2 reb, 2 stl in 29 min vs. Washington	Career-Highs Pts _____ Reb _____ Ast _____ Stl _____ Min _____
	3	DANJEL PURIFOY JR » F » 6-7 » 230 » Centreville, Ala. » Hargrave Military Academy • Has not played this season • Led team with 88% shooting from the foul line in 2016-17 • LAST GAME: DNP vs. Washington	Career-Highs Pts _____ Reb _____ Ast _____ Stl _____ Min _____
	4	MALIK DUNBAR SR » G/F » 6-6 » 230 » North Augusta, S.C. » Col. of Central Florida • Avg over 10 pts per game for first time in his career • Team is 4-0 when he scores in double figures in his career • LAST GAME: 8 pts, 4 reb, 3-5 FG in 18 min vs. Washington	Career-Highs Pts _____ Reb _____ Ast _____ Blk _____ Min _____
	5	CHUMA OKEKE SO » F » 6-8 » 230 » Atlanta, Ga. » Westlake HS • Tabbed SEC Player of the Week (Nov. 12) • Team is 4-0 when he makes 3+ 3s in a game in his career • LAST GAME: 19 pts, 10 reb, 2 ast, 2 blk in 28 min vs. Washington	Career-Highs Pts _____ Reb _____ Ast _____ Blk _____ Min _____
	10	SAMIR DOUGHTY JR » G » 6-4 » 195 » Philadelphia, Pa. » VCU • Made first appearance in Auburn uniform vs. South Alabama • 2nd on team at 57% from 3-pt land • LAST GAME: 18 pts, 4 ast, 4 reb, 6-9 FG in 25 min vs. Washington	Career-Highs Pts _____ Reb _____ Ast _____ Stl _____ Min _____
	12	J'VON MCCORMICK JR » G » 6-0 » 175 » New Orleans, La. » Lee College • Made first appearance in Auburn uniform vs. South Alabama • Known as quick floor general with ability to take it to the rack • LAST GAME: 2 pts, 2 ast, 1 reb in 8 min vs. Washington	Career-Highs Pts _____ Reb _____ Ast _____ Stl _____ Min _____
	20	MYLES PARKER FR » F » 6-8 » 200 » Madison, Ala. » Madison Academy • Made first appearance in Auburn uniform vs. South Alabama • Lengthy forward with potential to contribute early in career • LAST GAME: 2 min vs. Washington	Career-Highs Pts _____ Reb _____ Ast _____ Blk _____ Min _____
	22	WILL MACOY JR » G » 6-4 » 200 » Birmingham, Ala. » Vestavia Hills HS • Walk-on with loads of athleticism, primarily practice squad player • Played in 16 career games • LAST GAME: 2 min vs. Washington	Career-Highs Pts _____ Reb _____ Ast _____ Stl _____ Min _____
	24	ANFERNEE MCLEMORE JR » F » 6-7 » 220 » Warwick, Ga. » Worth County HS • Returned to court for first time since season-ending injury Feb. 17 • 7th on career block list with 114; 6th has 133 blk (Pat Burke) • LAST GAME: 6 pts, 4 reb, 1 blk, 1 stl in 24 min vs. Washington	Career-Highs Pts _____ Reb _____ Ast _____ Blk _____ Min _____
	41	COLE BLACKSTOCK SR » F » 6-9 » 260 » Killen, Ala. » Brooks HS • Walk-on who primarily competes as practice squad player • Made every shot (1-1) and free throw attempt (7-7) in his career • LAST GAME: 2 min vs. Washington	Career-Highs Pts _____ Reb _____ Ast _____ Blk _____ Min _____
	50	AUSTIN WILEY JR » C » 6-11 » 260 » Hoover, Ala. » Calusa Prep • Made first appearance since 2017 SEC Tournament vs. Washington • Was invited to and participated in the 2018 NBA Draft Combine • LAST GAME: 5 pts, 1 reb, 1 ast, 2-4 FG in 13 min vs. Washington	Career-Highs Pts _____ Reb _____ Ast _____ Blk _____ Min _____

2018-19 NUMERICAL ROSTER

No.	Name	Pos.	Ht.	Wt.	Cl.	Hometown (Last School)
0	Horace Spencer	F	6-8	225	Sr.	Philadelphia, Pa. (Findlay Prep)
1	Jared Harper	G	6-0	175	Jr.	Mableton, Ga. (Pebblebrook)
2	Bryce Brown	G	6-3	198	Sr.	Stone Mountain, Ga. (Tucker)
3	Danjel Purifoy	F	6-7	230	Jr.	Centreville, Ala. (Hargrave Military Academy)
4	Malik Dunbar	G/F	6-6	230	Sr.	North Augusta, S.C. (College of Central Florida)
5	Chuma Okeke	F	6-8	230	So.	Atlanta, Ga. (Westlake)
10	Samir Doughty	G	6-4	195	Jr.	Philadelphia, Pa. (VCU)
12	J'Von McCormick	G	6-0	175	Jr.	New Orleans, La. (Lee College)
14	Preston Cook	G	6-4	190	Fr.	Auburn, Ala. (Auburn)
20	Myles Parker	F	6-8	200	Fr.	Madison, Ala. (Madison Academy)
21	Devontae Williams	G	6-5	215	Jr.	Opp, Ala. (Opp)
22	Will Macoy	G	6-4	200	Jr.	Birmingham, Ala. (Vestavia Hills)
23	Jamal Johnson*	G	6-4	185	So.	Birmingham, Ala. (Memphis)
24	Anfernee McLemore	F	6-7	220	Jr.	Warwick, Ga. (Worth County)
33	Chase Maasdorp	G	6-0	170	Fr.	Lakewood Ranch, Fla. (The Out-of-Door Academy)
41	Cole Blackstock	F	6-9	260	Sr.	Killen, Ala. (Brooks)
50	Austin Wiley	C	6-11	260	Jr.	Hoover, Ala. (Calusa Prep)
54	Thomas Collier	F	6-9	215	Jr.	Birmingham, Ala. (Briarwood Christian)

* will redshirt 2018-19 season after transferring and have three years of eligibility remaining

- Head Coach:** Bruce Pearl (5th season)
- Assistant Coach:** Ira Bowman (1st season)
- Assistant Coach:** Wes Flanigan (1st season)
- Assistant Coach:** Steven Pearl (5th season)
- Director of Operations:** Chad Prewett (4th season)
- Assistant Director of Operations:** Mike Burgomaster (3rd season)
- Athletic Trainer:** Clark Pearson (10th season)
- Strength & Conditioning Coach:** Damon Davis (10th season)
- Video Coordinator:** Ian Borders (1st season)

2018-19 ALPHABETICAL ROSTER

No.	Name	Pos.	Ht.	Wt.	Cl.	Hometown (Last School)
41	Cole Blackstock	F	6-9	260	Sr.	Killen, Ala. (Brooks)
2	Bryce Brown	G	6-3	198	Sr.	Stone Mountain, Ga. (Tucker)
54	Thomas Collier	F	6-9	215	Jr.	Birmingham, Ala. (Briarwood Christian)
14	Preston Cook	G	6-4	190	Fr.	Auburn, Ala. (Auburn)
10	Samir Doughty	G	6-4	195	Jr.	Philadelphia, Pa. (VCU)
4	Malik Dunbar	G/F	6-6	230	Sr.	North Augusta, S.C. (College of Central Florida)
1	Jared Harper	G	6-0	175	Jr.	Mableton, Ga. (Pebblebrook)
23	Jamal Johnson*	G	6-4	185	So.	Birmingham, Ala. (Memphis)
22	Will Macoy	G	6-4	200	Jr.	Birmingham, Ala. (Vestavia Hills)
33	Chase Maasdorp	G	6-0	170	Fr.	Lakewood Ranch, Fla. (The Out-of-Door Academy)
12	J'Von McCormick	G	6-0	175	Jr.	New Orleans, La. (Lee College)
24	Anfernee McLemore	F	6-7	220	Jr.	Warwick, Ga. (Worth County)
0	Horace Spencer	F	6-8	225	Sr.	Philadelphia, Pa. (Findlay Prep)
5	Chuma Okeke	F	6-8	230	So.	Atlanta, Ga. (Westlake)
20	Myles Parker	F	6-8	200	Fr.	Madison, Ala. (Madison Academy)
3	Danjel Purifoy	F	6-7	230	Jr.	Centreville, Ala. (Hargrave Military Academy)
50	Austin Wiley	C	6-11	260	Jr.	Hoover, Ala. (Calusa Prep)
21	Devontae Williams	G	6-5	215	Jr.	Opp, Ala. (Opp)

ROSTER BY CLASS

- Freshmen (3)**
Preston Cook, Chase Maasdorp, Myles Parker
- Sophomores (2)**
Jamal Johnson, Chuma Okeke
- Juniors (9)**
Thomas Collier, Samir Doughty, Jared Harper, Will Macoy, J'Von McCormick, Anfernee McLemore, Danjel Purifoy, Austin Wiley, Devontae Williams
- Seniors (4)**
Cole Blackstock, Bryce Brown, Malik Dunbar, Horace Spencer

PRONUNCIATION GUIDE

- SAMIR DOUGHTY** SAH-meer DOW-tee
- MALIK** Dunbar Muh-LEEK
- J'VON** McCormick JAY-vahn
- ANFERNEE** McLemore ANN-fur-knee
- CHUMA OKEKE** CHOO-muh oh-KEE-KEE
- DANJEL PURIFOY** DAN-jel PURE-a-foy
- HORACE** Spencer HOR-us
- MAASDORP** CHASE MAAHS-doorp

QUICK FACTS

UNIVERSITY INFORMATION

Location _____ Auburn, Ala.
 Founded _____ 1856
 Enrollment _____ 25,469
 Nickname _____ Tigers
 Colors _____ Burnt Orange and Navy Blue
 Conference _____ Southeastern (SEC)

ADMINISTRATION

President _____ Dr. Steven Leath
 Director of Athletics _____ Allen Greene
 Athletics Phone _____ 855-282-2010

BASKETBALL STAFF INFORMATION

Head Coach _____ Bruce Pearl
 Alma Mater _____ Boston College '82
 Career Record _____ 534-207 (.721)
 Seasons _____ 24th
 Record at Auburn _____ 72-62 (.537)
 Seasons _____ 5th
 Assistant Coach _____ Ira Bowman
 Alma Mater _____ Penn '96
 Assistant Coach _____ Wes Flanigan
 Alma Mater _____ Auburn '97
 Assistant Coach _____ Steven Pearl
 Alma Mater _____ Tennessee '10
 Director of Operations _____ Chad Prewett
 Alma Mater _____ Troy State '94
 Assistant Director of Ops _____ Mike Burgomaster
 Alma Mater _____ Miami '16
 Athletic Trainer _____ Clark Pearson
 Alma Mater _____ Kentucky '96
 Strength & Conditioning Coach _____ Damon Davis
 Alma Mater _____ Western Illinois '03
 Video Coordinator _____ Ian Borders
 Alma Mater _____ Louisville '07

PROGRAM INFORMATION

First Year of Basketball _____ 1905-06
 All-Time Record _____ 1323-1180-1 (.529)
 All-Time SEC Record _____ 599-735 (.449)
 SEC Championships _____ 3 (1960, 1999, 2018)
 SEC Tournament Titles _____ 1 (1985)
 NCAA Tournament Appearances _____ 9
 NCAA Tournament Record _____ 13-9
 All-Americans _____ 13
 All-SEC Selections _____ 91

TEAM INFORMATION

2017-18 Record _____ 26-8
 SEC Record / Finish _____ 13-5 / 1st
 Home / Away / Neutral _____ 15-1 / 7-4 / 4-3
 Associated Press Final Ranking _____ 19
 USA Today Final Ranking _____ 23
 Letterwinners Returning / Lost _____ 11 / 4
 Starters Returning / Lost _____ 3 / 2
 Newcomers _____ 2

ATHLETICS COMMUNICATIONS

Associate AD _____ Kirk Sampson
 Assistant Director (MBB Contact) _____ Cody Voga
 Cell _____ 334-750-9023
 Email _____ voga@auburn.edu

SOCIAL MEDIA

Instagram _____ @AuburnMBB / @AuburnTigers
 Twitter _____ @AuburnMBB / @AuburnTigers
 Facebook _____ @AuburnMBB / @AuburnTigers
 Hashtags _____ #WarEagle / #UnfinishedBusiness

BRUCE PEARL

Head Coach
5th year at Auburn • 72-62
24th year overall • 534-207



- 7 National Coach of the Year Awards
- 2006 Basketball Times, CBSsportsline, Sporting News National Coach of the Year
- 2008 SEC Co-Coach of the Year
- 2008 Rupp Cup Co-winner
- 2006 & 2008 AP SEC Coach of the Year
- Has advanced to postseason play in 19 of 23 years as a head coach
- Set single-season wins records at three different schools (29 at Southern Indiana in 1995; 26 at Wisconsin-Milwaukee in 2005; 31 at Tennessee in 2008)
- Bruce Pearl's teams have led their conference in scoring 17 of the 23 years that he has been a head coach. His squads were the SEC's scoring champion in four of his six seasons at Tennessee, averaging 77.4 ppg while allowing 70.5 ppg
- One of just seven active head coaches who has led his teams to at least 10 NCAA Sweet 16 appearances (10 total)
- Bruce Pearl is ranked second in the SEC among current head coaches in career winning percentage (.718), fifth in winning percentage as a SEC head coach (.622), fifth in average wins per year as a SEC head coach (21.0) and fifth in SEC games only win pct. (.540, 81-70)
- Bruce Pearl is the 11th coach in SEC history to win four conference crowns (overall or division) in a 10-year span. He is on the same list as Adolph Rupp (UK), Babe McCarthy (MSU), Billy Donovan (UF), Dale Brown (LSU), Joe Hall (UK), John Calipari (UK), Nolan Richardson (ARK), Rick Pitino (UK), Rick Stansbury (MSU) and Tubby Smith (UK)
- Auburn sold out of season tickets for the fourth straight time in 2017-18, all under Pearl, to continue the school record streak. Prior to Pearl, the only other time the Tigers sold out of season tickets came in the 1999-2000 season
- Auburn averaged 8,221 in its 15 home games during the 2017-18 season, which included seven sellouts in the nine SEC games. The 8,221 average is the highest in Auburn Arena history
- In 23 years as a head coach, Bruce Pearl's teams have finished either first or second in conference play 16 times
- At the Division I level, Pearl's teams have topped the 100-point mark 18 times, including a high of 124 in 2009 as well as 121 in the 2007 NCAA Tournament. In his second year as a coach at Southern Indiana the team averaged 101.7 ppg
- In the past two seasons, Auburn has the best non-conference record in the SEC during the regular season at 23-3 (.885), while scheduling perennial NCAA Tournament teams in Dayton, Middle Tennessee, Murray State, Oklahoma, Texas Tech and UConn.

HEAD COACHING RECORD

Year	School	Record	Postseason
1992-93	Southern Indiana	22-7	NCAA Region 3rd Place
1993-94	Southern Indiana	28-4	NCAA Runner-Up
1994-95	Southern Indiana	29-4	NCAA Champions
1995-96	Southern Indiana	25-4	NCAA Sweet 16
1996-97	Southern Indiana	23-5	NCAA First Round
1997-98	Southern Indiana	27-6	NCAA Sweet 16
1998-99	Southern Indiana	26-6	NCAA Sweet 16
1999-00	Southern Indiana	25-6	NCAA Sweet 16
2000-01	Southern Indiana	26-4	NCAA First Round
Total		231-46	
2001-02	Milwaukee	16-13	-
2002-03	Milwaukee	24-8	NCAA First Round
2003-04	Milwaukee	20-11	NIT First Round
2004-05	Milwaukee	26-6	NCAA Sweet 16
Total		86-38	
2005-06	Tennessee	22-8	NCAA Second Round
2006-07	Tennessee	24-11	NCAA Sweet 16
2007-08	Tennessee	31-5	NCAA Sweet 16
2008-09	Tennessee	21-13	NCAA First Round
2009-10	Tennessee	28-9	NCAA Elite Eight
2010-11	Tennessee	19-15	-
Total		145-61	
2014-15	Auburn	15-20	-
2015-16	Auburn	11-20	-
2016-17	Auburn	18-14	-
2017-18	Auburn	26-8	NCAA Second Round
2018-19	Auburn	2-0	-
Total		72-62	
Career		534-207	

- His teams have been just as successful off the court as Auburn has had 18 graduates in four years – the most in the SEC. In 2018, Auburn received an Academic Progress Rate Public Recognition Award marking the first time the Tigers have been honored since the award began tracking data in 2004. The NCAA annually honors teams earning multiyear Academic Progress Rates in the top 10 percent of all squads in each sport.
- Auburn recently secured its third perfect APR score of 1,000 in mid-May, something that has never been accomplished in program history.
- In the past four years, Auburn men's basketball has averaged an APR of 995 (out of 1,000). In the previous four seasons before Pearl and his staff arrived, Auburn's APR average score was 940.
- Bruce Pearl has raised \$1 million in only four golf tournaments at Auburn. Pearl and his wife, Brandy, have remarkably raised \$770,000 in the last three years benefitting Children's Harbor in Birmingham through the Bruce Pearl Fore the Children Golf Classic. The mission of Children's Harbor is to help children with serious illness and their families. Over \$200,000 was raised in the Bruce, Barkley & Basketball Golf Classic Oct. 23-24, 2016, benefitting the Auburn Basketball program.
- Pearl started AURLIVE at Auburn in 2015-16 to benefit cancer patients in the fight to beat cancer. AURLIVE raises the awareness of cancer prevention and detection while t-shirt sales and donations raise money to benefit cancer patients. He initiated the AURLIVE program in 2009 at Tennessee in recognition of former Vol Chris Lofton, who beat testicular cancer through early diagnosis and treatment and went on to play the entire 2007-08 season while recovering from his battle with the disease.
- The Bruce Pearl Family Foundation in conjunction with L5 Foundation, an organization dedicated to addressing the essential and basic needs of cancer patients, donated \$20,000 to five charities in a ceremony in Knoxville in August 2015.
- The Pearl family announced on Feb. 27, 2007, a \$100,000 donation to endow a scholarship in the name of former Tennessee player Dane Bradshaw. The Dane Bradshaw Athletic Scholarship Endowment is awarded to the male or female student-athlete at UT who best epitomizes the characteristics of the 2006-07 senior captain.

TOP PERFORMANCES UNDER PEARL AT AUBURN

MOST POINTS TEAM

- 119, vs. Northwestern State (Nov. 27, 2015)
119, vs. Winthrop (Nov. 24, 2017)
- 117, vs. Coastal Carolina (Dec. 15, 2016)
- 105, vs. Louisiana (Nov. 21, 2014)
- 102, vs. Norfolk State (Nov. 10, 2017)

MOST POINTS INDIVIDUAL

- 31, Bryce Brown vs. Norfolk State (Nov. 10, 2017)
31, Mustapha Heron vs. Winthrop (Nov. 24, 2017)
- 29, Antoine Mason at Kentucky (Feb. 21, 2015)
29, KT Harrell vs. LSU (Mar. 13, 2015)
29, Bryce Brown vs. South Carolina (Mar. 3, 2018)

MOST REBOUNDS TEAM

- 52, vs. Gardner-Webb (Dec. 6, 2017)
- 51, vs. Eastern Kentucky (Nov. 17, 2016)
51, at UConn (Dec. 23, 2016)
- 49, vs. Winthrop (Dec. 17, 2014)
49, vs. Boston College (Dec. 12, 2016)

MOST REBOUNDS INDIVIDUAL

- 19, Cinmeon Bowers at Middle Tennessee (Dec. 12, 2015)
- 18, Cinmeon Bowers vs. Alabama (Jan. 19, 2016)
18, Cinmeon Bowers vs. Ole Miss (Feb. 20, 2016)
- 17, Cinmeon Bowers vs. Milwaukee (Nov. 14, 2014)
17, Cinmeon Bowers vs. Winthrop (Dec. 17, 2014)
17, Cinmeon Bowers vs. Mississippi State (Jan. 21, 2015)

MOST 3-POINTERS TEAM

- 21, vs. Coastal Carolina (Dec. 15, 2016)
- 18, vs. South Alabama (Nov. 6, 2018)**
- 17, vs. Northwestern State (Nov. 27, 2015)
17, vs. Vanderbilt (Feb. 3, 2018)
- 15, at Arkansas (Feb. 17, 2016)
15, at Alabama (Feb. 4, 2017)

MOST 3-POINTERS INDIVIDUAL

- 9, Bryce Brown at Arkansas (Feb. 17, 2016)
- 8, Kareem Canty at Middle Tennessee (Dec. 12, 2015)
8, Bryce Brown vs. South Carolina (Mar. 3, 2018)
- 7, KT Harrell vs. Coastal Carolina (Dec. 5, 2014)
- 6, Kareem Canty vs. Colorado (Nov. 17, 2015)
6, Bryce Brown at Hawaii (Dec. 25, 2015)
6, Bryce Brown vs. LSU (Feb. 2, 2016)
6, Bryce Brown vs. Winthrop (Nov. 24, 2017)
6, Bryce Brown vs. UAB (Dec. 9, 2017)
- 6, Jared Harper vs. South Alabama (Nov. 7, 2018)**

MOST FT MADE TEAM

- 31, vs. Arkansas (Feb. 10, 2015)
31, at Arkansas - Feb. 27, 2018)
- 30, at South Carolina (Feb. 17, 2018)
- 29, vs. Georgia (Feb. 24, 2016)
29, vs. Ole Miss (Jan. 9, 2017)

MOST FT MADE INDIVIDUAL

- 15, KT Harrell vs. Georgia (Mar. 3, 2015)
- 14, Jared Harper vs. Ole Miss (Jan. 7, 2017)
- 12, Desean Murray vs. Ole Miss (Jan. 9, 2018)
- 11, Cinmeon Bowers vs. Missouri (Jan. 10, 2015)
11, KT Harrell vs. Texas A&M (Mar. 12, 2015)
11, KT Harrell vs. Kentucky (Mar. 14, 2015)
11, Jared Harper at Arkansas (Feb. 27, 2018)
11, Austin Wiley vs. Alabama (Jan. 21, 2017)
11, Jared Harper vs. Oklahoma (Dec. 21, 2016)

MOST FT ATTEMPTED TEAM

- 42, vs. Eastern Kentucky (Nov. 17, 2016)
42, vs. Alabama (Jan. 21, 2017)
- 40, vs. Arkansas (Feb. 10, 2015)
40, vs. Alabama (Jan. 19, 2016)
- 39, vs. Milwaukee (Nov. 14, 2014)
39, vs. Georgia (Feb. 24, 2016)
39, vs. Georgia State (Nov. 14, 2016)
39, at South Carolina (Jan. 24, 2017)
39, vs. Florida (Feb. 14, 2017)

MOST FT ATTEMPTED INDIVIDUAL

- 18, Cinmeon Bowers vs. Missouri (Jan. 10, 2015)
18, KT Harrell vs. LSU (Mar. 13, 2015)
18, Austin Wiley vs. Alabama (Jan. 21, 2017)
- 17, Jared Harper vs. Ole Miss (Jan. 7, 2017)
- 16, Cinmeon Bowers vs. LSU (Feb. 2, 2016)

MOST ASSISTS TEAM

- 24, vs. South Alabama (Nov. 6, 2018)**
- 23, vs. Northwestern State (Nov. 27, 2015)
23, vs. USC Upstate (Nov. 29, 2016)
23, at TCU (Jan. 28, 2017)
- 22, vs. Mississippi State (Feb. 7, 2017)
22, vs. Winthrop (Nov. 24, 2017)

MOST ASSISTS INDIVIDUAL

- 14, Jared Harper vs. Vanderbilt (Feb. 3, 2018)
- 13, Jared Harper vs. South Alabama (Nov. 6, 2018)**
- 10, Kareem Canty vs. Northwestern State (Nov. 27, 2015)
10, Jared Harper vs. Gardner-Webb (Dec. 6, 2017)
- 9, Kareem Canty at Ole Miss (Jan. 27, 2016)
9, Danjel Purifoy vs. USC Upstate (Nov. 29, 2016)

MOST STEALS TEAM

- 14, vs. Georgia (Jan. 20, 2018)
14, vs. Alabama (Feb. 21, 2018)
- 13, vs. Boston College (Dec. 12, 2016)
- 12, at Clemson (Dec. 14, 2014)
12, vs. Middle Tennessee (Dec. 29, 2014)
12, vs. Mississippi State (Jan. 21, 2015)
12, at Texas A&M (Feb. 18, 2017)
12, vs. Gardner-Webb (Dec. 6, 2017)
12, vs. South Carolina (Mar. 3, 2018)

MOST STEALS INDIVIDUAL

- 5, K.C. Ross-Miller vs. Oregon State (Nov. 26, 2014)
5, K.C. Ross-Miller vs. Middle Tennessee (Dec. 29, 2014)
5, Antoine Mason at LSU (Feb. 5, 2015)
- 4 (15x), last Samir Doughty vs. Washington (Nov. 9, 2018)**

MOST BLOCKS TEAM

- 12, at Missouri (Jan. 10, 2017)
- 11, vs. Boston College (Dec. 12, 2016)
10, vs. Gardner-Webb (Dec. 6, 2017)
10, at Murray St. (Dec. 19, 2017)
10, vs. Cornell (Dec. 30, 2017)

MOST BLOCKS INDIVIDUAL

- 7, Horace Spencer at Arkansas (Feb. 17, 2016)
- 6, Horace Spencer vs. Oklahoma State (Jan. 30, 2016)
6, Horace Spencer vs. Boston College (Dec. 12, 2016)
6, Anfernee McLemore vs. Gardner-Webb (Dec. 6, 2017)
6, Anfernee McLemore at Missouri (Jan. 24, 2018)

AUBURN VS. MISSISSIPPI COLLEGE SERIES

» Auburn and Mississippi College have split two games against each other previously. Both games were in Auburn with the Tigers falling 59-44 in 1939 and winning 88-54 in 1981.

WHAT COULD HAPPEN

» A win over Mississippi College would give Auburn just its third 3-0 start in the last 12 years, but its second in three years. The Tigers started 4-0 in 2011-12 and 2016-17.

HOP ABOARD THE CHUMA EXPRESS

» Sophomore Chuma Okeke recorded his fourth career double-double with team-highs of 19 points and 10 rebounds in Auburn's win over #25 Washington. Okeke just missed a double-double in the season opener against South Alabama finishing with 20 points, which tied for the team lead, and a team-high nine boards. He also dished out five assists, blocked three shots and had three steals against the Jaguars. Okeke tied for the team lead with three double-doubles last season, including two in the final seven games of 2017-18, giving him three double-doubles in his last nine games.

» Okeke is off to a hot start shooting the basketball as he is 14-of-22 (.636) from the field, 6-of-8 from 3-point range and a perfect 5-of-5 from the free-throw line.

BLOWOUT WINS

» Auburn defeated South Alabama 101-58 (+43) and Washington 88-66 (+22) in its first two games. It is the first time the Tigers have opened the season with wins of 20 or more points in their first two games since the 2000-01 season when they defeated Florida A&M, 87-52, and Jacksonville State, 91-51.

» Since the start of last season, 21 of Auburn's 28 wins have been by double figures. During the stretch, the Tigers' 28 wins have come by an average of 16.2 points per win.

BIG-TIME W

» Auburn's 22-point win over #25 Washington was the third-largest win over a ranked opponent in program history. It was just the Tigers' second win ever over a ranked non-conference opponent at home and the first in Auburn Arena, which is in its ninth season.

- 1. #9 Auburn 97, #8 Mississippi State 66 (1/3/59)
- 2. Auburn 81, #12 Alabama 57 (1/23/07)
- 3. #11 Auburn 88, #25 Washington 66 (11/9/18)

DOUBLE-DIGIT LEADS

» Auburn has held a double-digit lead for all but 6:39 in its first two games combined. The Tigers have held a double-digit lead for all but 30 seconds after the first media timeout in its first two games combined (from 14:50 to 14:20 in the first half against Washington). Auburn held a 17-4 lead over South Alabama at the first media timeout and a 14-4 lead over Washington at the first media stoppage. In fact, Auburn has had a 20-point lead for 48:29 of the 80 minutes played so far this season, including all but 1:52 in the second half.

TIGERS DOMINATING NON-CON AT HOME

» Auburn has posted a 15-0 home record against non-conference opponents over the last two-plus seasons, including a 7-0 mark last season and 6-0 in 2016-17. The Tigers' season-opening 101-58 win over South Alabama is the fourth time the Tigers have topped the 100-point plateau during the streak. Twelve of Auburn's 15 wins during the streak have been by at least 16 points.

» During Bruce Pearl's tenure as Auburn's head coach, the Tigers have posted a 26-3 (.897) mark against non-conference opponents at Auburn Arena.

GLASS EATERS

» Auburn has a plus-16 per game rebounding margin on the season, including a 38-11 advantage on the offensive glass in two games. The Tigers have turned those offensive rebounds into a 48-9 margin in second-chance points.

TALE OF THE TAPE



Scoring Offense	94.5	90.5
Scoring Defense	62.0	84.0
Scoring Margin	+32.5	+6.5
FG Pct.	.465	.482
FG Pct. Defense	.462	.453
3-pt. FG Pct.	.435	.286
3-pt. FG Pct. Defense	.361	.370
FT Pct.	.676	.860
Rebounds Per Game	41.5	36.5
Opp. Rebounds Per Game	25.5	39.5
Rebound Margin	+16.0	-3.0
Assists Per Game	20.0	18.0
Turnovers Per Game	12.0	15.0
Opp. Turnovers Per Game	20.0	19.0
Turnover Margin	+8.0	+4.0
Assist/Turnover Ratio	1.7	1.2
Steals Per Game	8.5	7.0
Blocks Per Game	6.0	3.0

TOTAL +/-

	Last Game	Season	Avg.
#0 Spencer	-3	+17	+8.5
#1 Harper	+25	+64	+32.0
#2 Brown	+20	+51	+25.5
#3 Purifoy	+0	+0	+0.0
#4 Dunbar	+2	+25	+12.5
#5 Okeke	+32	+79	+39.5
#10 Doughty	+27	+56	+28.0
#12 McCormick	+1	+26	+13.0
#14 Cook	+1	-4	-2.0
#20 Parker	-3	-7	-3.5
#21 Williams	-4	-8	-4.0
#22 Macoy	-3	-4	-2.0
#24 McLemore	+18	+49	+24.5
#33 Maasdorp	-3	-8	-4.0
#41 Blackstock	-4	-4	-2.0
#50 Wiley	+3	+3	+3.0
#54 Collier	+1	-4	-2.0

PRE-GAME QUOTES

Head Coach Bruce Pearl

On Mississippi College...
 "They'll score. They've got four guys in double figures that average 90 points a game. But, obviously, they'll be undersized. It'll be an opportunity to continue to try to grow and execute and learn."

On not overlooking Mississippi College...
 "The last 10 minutes of the Washington game was a missed opportunity for us to continue to work. The game was in hand and it was about getting to the finish line. As a result, the play was a little sloppy and not as effective. Sometimes you play the score. We don't want to do that tomorrow. If it happens, it happens. You want to play hard and unselfishly. You want to continue to learn. That's the biggest thing - just continue to learn and grow."

CONTINUING THE IMPROVEMENT: CONFERENCE WIN TOTALS

Auburn is one of just 13 teams in the country to have improved its win totals in conference play each of the last four seasons. The Tigers are one of only two power-five programs to accomplish the feat, joining USC. Auburn won four Southeastern Conference games in 2015, five in 2016, seven in 2017 and 13 in 2018 to become the SEC champions.



HARPER EARNS SECOND DOUBLE-DOUBLE

» Junior Jared Harper tied for team-high honors with 20 points and added 13 assists, five rebounds, two steals and only one turnover in 30 minutes against South Alabama. It is Harper's 11th career 20-point game and his third double-digit assist game.

» Harper's first career double-double came in a 14-point, 14-assist outing vs. Vanderbilt on Feb. 3, 2018.

SHARING THE ROCK

» Auburn has assisted on 40 of its 67 made field goals (59.7 percent) in the first two games. The Tigers' are led by Jared Harper, who is tied for 12th nationally averaging 9.0 assists per game. Auburn has scored 43 points off Harper's assists this season. He has made or assisted on 28 of the Tigers' 67 field goals this season (41.8 percent).

DOWNTOWN BRYCE BROWN

» Senior Bryce Brown is averaging 12.5 ppg this season on 6-of-17 shooting from long range. Brown now has 247 career 3-pointers, which puts him in a tie for sixth among active DI players and 15 3-point field goals behind Wesley Person's school record of 262.

» The Stone Mountain, Ga., native, who set an Auburn freshman record with 78 3-pointers in 2015-16, made 107 shots from long range last season, falling just one triple shy of tying Lance Weems' single-season record at Auburn of 108 3-pointers made in 1995-96. He has two of the top 9 seasons on Auburn's single-season 3s made list. For his career, he is 247-of-648 (.381) from long range. His 648 career 3-pointers attempted are also second-most all-time at Auburn, behind Frankie Sullivan's 713.

All-Time 3-Pointers Made

1.	Wesley Person	1990-94	262
2.	Bryce Brown	2015-P	247
3.	Lance Weems	1992-96	240
4.	Ronnie Battle	1989-93	236
5.	Frankie Sullivan	2008-13	228

ONE OF FOUR RANKED WINS

» Auburn is one of four teams that has a win over an AP-ranked opponent so far this season. The Tigers' 22-point win over No. 25 Washington is the second-largest margin of victory over a ranked opponent this season. It is just Auburn's second home non-conference win over a ranked opponent in school history and its first since a 91-85 win over #19 North Carolina State on Dec. 5, 1970. Prior to the win over Washington, the Tigers' last win over a ranked non-conference opponent was a 68-62 victory over No. 8 Wake Forest in the second round of the 2003 NCAA Tournament.

- #1 Kansas 92, #10 Michigan State 87
- #4 Duke 118, #2 Kentucky 84
- #11 Auburn 88, #25 Washington 66
- Buffalo 99, #13 West Virginia 94
- (as of games played on 11/11)

TOP OF THE PACK

» Auburn has fared well in the past two-plus seasons in the non-conference slate. The Tigers lead the SEC in both wins and winning percentage in non-league regular season games over the last two-plus seasons.

Team	'16-17	'17-18	'18-19	Total	Pct.
Auburn	11-2	12-1	2-0	25-3	.893
Miss. State	9-3	12-1	2-0	23-4	.852
Arkansas	11-2	11-2	0-1	22-5	.815
Kentucky	10-3	11-2	1-1	22-6	.786
Tennessee	8-5	10-2	2-0	20-7	.741
Texas A&M	8-4	11-2	1-1	20-7	.741
Georgia	9-4	9-3	1-0	19-7	.731
LSU	8-4	9-3	2-0	19-7	.731
Florida	10-3	9-4	1-1	20-8	.714
S. Carolina	10-3	9-4	1-1	20-8	.714
Alabama	7-5	9-4	2-0	18-9	.667
Ole Miss	9-4	7-6	1-0	17-10	.630
Missouri	5-7	10-3	1-1	16-11	.593
Vanderbilt	7-6	6-7	2-0	15-13	.536

(as of games on 11/11)

RETURN TO SENDER

» Auburn set a new program record with 180 blocks last season. The Tigers have had three of its program's top-10 single-season block totals during Bruce Pearl's first four seasons on the Plains. [1. 180, 2017-18; 3. 162, 2016-17; 10. 126, 2015-16]. Auburn has two of its top-10 all-time shot blockers on its current roster. Senior Horace Spencer has blocked 136 shots, which ranks sixth in program history and is 16th among active DI players, while junior Anfernee McLemore ranks eighth at Auburn and tied for 29th among active DI players with 114 career blocks.

All-Time Blocks Leaders

1.	Kyle Davis	2000-04	360
2.	Mamadou N'diaye	1996-2000	241
3.	Korvotney Barber	2005-09	155
4.	Charles Barkley	1981-84	145
5.	Chris Morris	1984-88	141
6.	Horace Spencer	2015-P	136
7.	Pat Burke	1993-97	133
8.	Anfernee McLemore	2016-P	114
9.	Asaiah Dixon-Tatum	2012-14	108
10.	Kenny Gabriel	2009-12	105

OFF THE COURT: ANFERNEE MCLEMORE

Anfernee McLemore is the perfect embodiment of what it means to be a student-athlete at Auburn University. The two-time Academic Top Tiger honoree recently served on the prestigious Southeastern Conference Men's Basketball Leadership Council. He also has logged hours at the "Breakfast Club" where he serves as a role model for young kids in the Auburn community.



RPI IMPROVEMENT

» In the four seasons before 2014-15, the Tigers held an average final RPI of 202. Since that point, Auburn has averaged a final RPI of 131. Here are the final RPI rankings in the last seven seasons and the latest in 2017-18.

2010-11	253	
2011-12	145	
2012-13	250	
2013-14	160	
2014-15	132	(Under Coach Pearl)
2015-16	160	(Under Coach Pearl)
2016-17	82	(Under Coach Pearl)
2017-18	16	(Under Coach Pearl)

» Over the last four seasons, Auburn has improved its average RPI by 83.3 positions, previous to the five years before Pearl and staff arrived.

» Only South Carolina (88.4) has improved its position more in the SEC, and that includes a run to the Final Four in 2017. The next-best improvement in the SEC is Arkansas at 58.9.

TIGERS FROM DOWNTOWN

» Auburn's 18 3-pointers in its season-opening win over South Alabama are tied for the fourth-most in Division I this season. The Tigers backed up that performance by knocking down 12 shots from long range against Washington. Auburn's 30 3-pointers are tied for fourth nationally.

TIGERS WIN THE TURNOVER BATTLE

» Auburn has a plus-8 turnover average through two games. The Tigers have forced 20 turnovers per game, while only turning the ball over 12 times a game themselves. This has led Auburn to outscore its opponents 63-11 on points off turnovers.

» Because of its dominance on the glass and with turnovers, Auburn has taken 53 more field-goal attempts than its opponents through two games.

HOMECOURT ADVANTAGE

» Auburn is 17-1 at Auburn Arena since the start of last season. The Tigers' lone home loss over that period was by one point, 81-80, to Texas A&M last season. During that span, Auburn is outscoring its opponents by 18.5 points per game (89.2-70.7) at home. The Tigers have reached the 80-point plateau in 14 of those 18 games and have scored at least 76 points in all of them. Auburn is averaging 11.2 made 3-pointers per game, while shooting 40.3 percent from behind the arc in those games. Also, the Tigers have forced an average of 15.8 turnovers per game and are shooting 46.9 percent from the floor in home games during that time.

AUBURN ARENA SELLOUTS

» There have been 23 sellouts in Auburn Arena, which is in its ninth season. Under Bruce Pearl, Auburn has had 18 sellouts in four years (65 games) compared to only five in the 72 games prior to Pearl's arrival in 2014-15. The Tigers have won nine straight games played in front of a sold-out crowd at Auburn Arena.

Auburn Arena Sellouts			
Date	Opponent	Att.	Score
11-12-10	UNC Asheville	9,121	L, 70-69 (OT)
1-22-11	Alabama	9,121	L, 68-58
2-12-11	Mississippi State	9,121	W, 65-62
1-11-12	Kentucky (#2)	9,121	L, 68-53
1-19-13	Kentucky	9,121	L, 75-53
1-16-15	South Carolina	9,121	W, 71-68
2-7-15	Ole Miss	9,121	L, 86-79
2-17-15	Alabama	9,121	L, 79-68
3-7-15	Georgia	9,121	L, 64-61
11-13-15	UAB	9,121	W, 75-74
1-16-16	Kentucky (#14/13)	9,121	W, 75-70
1-19-16	Alabama	9,121	W, 83-77
12-29-16	Georgia	9,121	L, 96-84
1-7-17	Ole Miss	9,121	L, 88-85
1-21-17	Alabama	9,121	W, 84-64
1-9-18	Ole Miss	9,121	W, 85-70
1-20-18	Georgia	9,121	W, 79-65
1-27-18	LSU	9,121	W, 95-70
2-3-18	Vanderbilt	9,121	W, 93-81
2-14-18	Kentucky	9,121	W, 76-66
2-21-18	Alabama	9,121	W, 90-71
3-3-18	South Carolina	9,121	W, 79-70
11-9-18	Washington (#25)	9,121	W, 88-66

LOADED SCHEDULE

» Auburn has put together a challenging schedule for the 2018-19 season. In total, the Tigers could face up to 14 teams who are ranked or receiving votes in the first AP poll of the season.

» Auburn is scheduled to face ranked teams in league play in No. 2 Kentucky, No. 6 Tennessee, No. 18 Mississippi State and No. 23 LSU.

» In addition, the Tigers are scheduled to face No. 25 Washington, and could also face two other highly-ranked teams in No. 3 Gonzaga and No. 4 Duke when they take part in the prestigious Maui Invitational for the first time in program history, Nov. 19-21.

2018-19 PRESEASON SEC MEDIA POLL

» Auburn, coming off the program's third-ever regular-season SEC championship, was picked third in the 2018-19 SEC Preseason Media Poll, which is the Tigers' highest predicted finish since being picked to win the conference prior to the 1999-2000 season.

1. Kentucky
2. Tennessee
3. Auburn
4. Mississippi State
5. Florida
6. LSU
7. Alabama
8. Vanderbilt
9. Missouri
10. Arkansas
11. South Carolina
12. Texas A&M
13. Georgia
14. Ole Miss

WHOLE LOTTA DUBS

» Bruce Pearl led Auburn to its 10th 20-win season all-time in his fourth season. Pearl is the sixth head coach to lead Auburn to a 20-win season and the second-fastest to do so, only trailing Mike Papke, who led Auburn to a 20-2 record in 1927-28.

20-Win Seasons All-Time

Rank	Wins	Year
1.	29	1998-99
2.	26	2017-18
3.	24	2008-09
	24	1999-00
5.	22	2002-03
	22	1985-86
	22	1984-85
8.	20	1983-84
	20	1958-59
	20	1927-28

» Coach Pearl has had 18 seasons of at least 20 wins in 23 seasons as a head coach.

Most Wins in Consecutive Seasons All-Time

Rank	Wins	Year
1.	53	1998-99/1999-2000
2.	45	1997-98/1998-99
3.	44	2016-17/2017-18
	44	1984-85/1985-86

PLAYER TO WATCH: AUSTIN WILEY

Austin Wiley made his season debut against Washington. It was his first game in over 600 days. There was obvious rust, but there were plenty of positives to take away, too. In 13 minutes, the 6-foot-11, 260-pound big man scored five points, grabbed one rebound and dished out a great assist to Chuma Okeke for a dunk.



STAT RANKINGS (AS OF 11/13)

	Value	SEC	NCAA
Winning Pct.	1.000	1st	1st
Scoring Offense	94.5	3rd	32nd
Scoring Defense	62.0	2nd	69th
Scoring Margin	+32.5	3rd	25th
Field Goal Pct.	.465	6th	146th
Field Goal Pct. Def.	.462	12th	264th
3-pt. FG Per Game	15.0	1st	15th
3-pt. FG Pct.	.435	2nd	37th
3-pt. FG Pct. Def.	.361	10th	244th
Free Throw Pct.	.676	7th	180th
Free Throw Made	25	9th	225th
Free Throws Att.	37	9th	229th
Rebounds	41.5	7th	126th
Rebound Margin	+16.0	2nd	22nd
Off. Rebounds	19.0	2nd	16th
Def. Rebounds	22.5	13th	300th
Assists	20.0	3rd	33rd
Assist/Turnover	1.67	2nd	42nd
Turnover Margin	+8.0	2nd	22nd
Turnovers Forced	20.0	2nd	28th
Blocks	6.0	4th	44th
Steals	8.5	4th	76th

INDIVIDUAL

Assist-to-Turnover Ratio

Jared Harper 6.00 3rd 40th

Assists Per Game

Jared Harper 9.0 1st 8th

Blocks Per Game

Chuma Okeke 2.5 5th 61st
Anfernee McLemore 2.0 8th 93rd

Double-Doubles

Jared Harper 1 2nd 31st
Chuma Okeke 1 2nd 31st

Field Goal Pct.

Samir Doughty .688 4th 76th

Free Throw Pct.

Samir Doughty 1.000 1st 1st
Chuma Okeke 1.000 1st 1st

Offensive Rebounds Per Game

Chuma Okeke 6.0 1st 5th

Points Per Game

Chuma Okeke 19.5 5th 134th

Rebounds Per Game

Chuma Okeke 9.5 5th 83rd

Steals Per Game

Samir Doughty 2.0 11th 150th
Chuma Okeke 2.0 11th 150th

Total 3-pt. FG Made

Jared Harper 9 1st 30th
Bryce Brown 6 5th 139th
Chuma Okeke 6 5th 139th

Total Assists

Jared Harper 18 1st 12th

WINS/LOSSES

Category	Wins	Losses
Scoring Offense	94.5	-
Scoring Defense	62.0	-
Scoring Margin	+32.5	-
Field Goal Pct.	.465	-
Field Goal Pct. Def.	.462	-
3-pt. FG Per Game	15.0	-
3-pt. FG Pct.	.435	-
3-pt. FG Pct. Def.	.361	-
Free Throw Pct.	.676	-
Free Throws Made	12.5	-
Rebounds	41.5	-
Rebound Margin	+16.0	-
Off. Rebounds	19.0	-
Def. Rebounds	22.5	-
Assists	20.0	-
Assist/Turnover	1.7	-
Turnover Margin	+8.0	-
Turnovers Forced	20.0	-
Steals	8.5	-
Blocks	6.0	-

CURRENT STREAKS

Overall	Won 2
vs. Unranked	Won 2
vs. Ranked	Won 1
Home	Won 4
vs. SEC	Won 3
vs. Non-SEC	Won 15
vs. Ranked	Won 2
vs. Unranked	Won 4
Road	Lost 3
vs. SEC	Lost 3
vs. Non-SEC	Won 2
vs. Ranked	Won 1
vs. Unranked	Lost 3
Neutral	Lost 1
vs. Ranked	Lost 8
vs. Unranked	Won 1

CONSECUTIVE GAMES WITH A 3-POINTER

Danjel Purifoy	13
Jared Harper	6
Bryce Brown	5
Malik Dunbar	3
Chuma Okeke	3

CONSECUTIVE GAMES WITH 10+ POINTS

Bryce Brown	7
Danjel Purifoy	3

AUBURN IN THE POLLS

Date	AP Poll	Coaches Poll
Preseason	11	12
Nov. 12	9	12

AP POLL

Rank	School	Record	Points
1	Duke (48)	2-0	1606
2	Kansas (14)	1-0	1571
3	Gonzaga	2-0	1478
4	Virginia (2)	2-0	1326
5	* Tennessee (1)	2-0	1306
6	Nevada	2-0	1277
7	North Carolina	2-0	1260
8	Villanova	2-0	1139
9	Auburn	2-0	1132
10	* Kentucky	1-1	1054
11	Michigan State	1-1	919
12	Kansas State	1-0	892
13	Oregon	2-0	739
14	Florida State	2-0	731
15	Syracuse	2-0	673
16	Virginia Tech	1-0	664
17	* Mississippi State	2-0	549
18	Michigan	2-0	486
19	Clemson	2-0	350
20	UCLA	2-0	340
21	TCU	2-0	323
22	* LSU	2-0	248
23	Purdue	2-0	218
24	Marquette	2-0	155
25	Buffalo	2-0	154

Others receiving votes: West Virginia 145, Indiana 131, Nebraska 41, Wisconsin 32, *Washington 29, Maryland 28, Notre Dame 24, Miami 16, Ohio State 14, *Alabama 11, Iowa State 9, *Florida 9, Louisville 8, Texas 6, Texas Tech 5, Arizona State 4, Butler 4, *Vanderbilt 4, Loyola Chicago 3, Arizona 2, St. John's 2, Marshall 2, *Xavier 2, Penn 1, Furman 1, Davidson 1, Southern Illinois 1.

USA TODAY COACHES POLL

Rank	School	17-18 Record	Points
1	Kansas	31-8	771
2	* Kentucky	26-11	761
3	* Duke	29-8	743
4	* Gonzaga	32-5	699
5	Virginia	31-3	656
6	* Tennessee	26-9	613
7	North Carolina	26-11	610
8	Villanova	36-4	543
9	Nevada	29-8	521
10	Michigan State	30-5	486
11	Kansas State	25-12	469
12	Auburn	26-8	432
13	West Virginia	26-11	343
14	Syracuse	23-14	297
15	Florida State	23-12	287
16	Oregon	23-13	280
17	Virginia Tech	21-12	272
18	Michigan	33-8	265
19	* Mississippi State	25-12	213
20	UCLA	21-12	202
21	TCU	21-12	153
22	Purdue	30-7	107
23	Clemson	25-10	106
24	* Washington	21-13	75
25	Nebraska	22-11	67

Others receiving votes: *LSU 65, Loyola Chicago 61, *Florida 52, Indiana 34, Marquette 34, *NC State 30, Cincinnati 30, *Alabama 28, Maryland 26, Louisville 10, Providence 10, Buffalo 7, USC 6, *Arizona 5, Butler 5, UCF 5, Wisconsin 4, Notre Dame 4, Texas 4, *Missouri 3, Baylor 2, Miami 2, St. John's 1, *Vanderbilt 1.

AUBURN'S RECORD

Overall	2-0
Home	2-0
Away	0-0
Neutral	0-0
Conference	0-0
Home	0-0
Away	0-0
Non-Conference	2-0
Home	2-0
Away	0-0
Neutral	0-0
Overtime	0-0
Wearing white Auburn uniforms	1-0
Wearing white Tigers uniforms	1-0
Wearing navy uniforms	0-0
Wearing orange uniforms	0-0
Leading at half	2-0
Trailing at half	0-0
Tied at half	0-0
Leading with 5:00 remaining in second half	2-0
Trailing with 5:00 remaining in second half	0-0
Tied with 5:00 remaining in second half	0-0
Has more rebounds than opponent	2-0
Has fewer rebounds than opponent	0-0
Same rebounds as opponent	0-0
Commits more turnovers than opponent	0-0
Causes more turnovers than opponent	2-0
Same turnovers as opponent	0-0
Has more FT attempts than opponent	1-0
Has fewer FT attempts than opponent	1-0
Same FT attempts as opponent	0-0
Shoots 40% or better from field	2-0
Shoots less than 40% from field	0-0
Opponent shoots 40% or better from field	2-0
Opponent shoots less than 40% from field	0-0
Shoots better than opponent	1-0
Opponent shoots better	1-0
Same FG percentage	0-0
Bench outscores opponent's bench	1-0
Opponent's bench outscores Auburn bench	1-0
Same points off the bench	0-0
Auburn scores 100 or more	1-0
Auburn scores between 90-99	0-0
Auburn scores between 80-89	1-0
Auburn scores between 70-79	0-0
Auburn scores between 60-69	0-0
Auburn scores less than 60	0-0
Opponent scores 100 or more	0-0
Opponent scores between 90-99	0-0
Opponent scores between 80-89	0-0
Opponent scores between 70-79	0-0
Opponent scores between 60-69	1-0
Opponent scores less than 60	1-0
On Sunday	0-0
On Monday	0-0
On Tuesday	1-0
On Wednesday	0-0
On Thursday	0-0
On Friday	1-0
On Saturday	0-0
In November	2-0
In December	0-0
In January	0-0
In February	0-0
In March	0-0
Five-plus players score in double-figures	1-0
Four players score in double figures	1-0
Three players score in double figures	0-0
Two players score in double figures	0-0
One player scores in double figures	0-0

MISCELLANEOUS STATISTICS

Largest margin of victory	43, vs. South Alabama (11/6/18)
Smallest margin of victory	22, vs. Washington (11/9/18)
Largest margin of defeat	-
Smallest margin of defeat	-
Biggest rebound margin	+17, vs. Washington (11/9/18)
Biggest rebound deficit	-
Average margin of victory/defeat	+37.5/-0.0
Largest halftime lead	19, vs. South Alabama (11/6/18)
Largest halftime lead blown	-
Largest halftime deficit	-
Largest halftime deficit overcome	-
Largest overall lead	50, vs. South Alabama (2H) (11/6/18)
Largest overall lead blown	-
Largest overall deficit	-
Largest deficit overcome to win	2, vs. Washington (1H) (11/9/18)

TEAM EXTREMES

Most points scored	101, vs. South Alabama (11/6/18)
Fewest points scored	88, vs. Washington (11/9/18)
Most rebounds	42, vs. South Alabama (11/6/18)
Fewest rebounds	41, vs. Washington (11/9/18)
Most assists	24, vs. South Alabama (11/6/18)
Fewest assists	16, vs. Washington (11/9/18)
Most turnovers	13, vs. South Alabama (11/6/18)
Fewest turnovers	11, vs. Washington (11/9/18)
Most steals	9, vs. South Alabama (11/6/18)
Fewest steals	8, vs. Washington (11/9/18)
Most blocks	8, vs. South Alabama (11/6/18)
Fewest blocks	4, vs. Washington (11/9/18)
Best shooting percentage	.514 (38-74), vs. South Alabama (11/6/18)
Worst shooting percentage	.414 (29-70), vs. Washington (11/9/18)
Best 3-pt. percentage	.474 (18-38), vs. South Alabama (11/6/18)
Worst 3-pt. percentage	.387 (12-31), vs. Washington (11/9/18)
Best FT percentage	.783 (18-23), vs. Washington (11/9/18)
Worst FT percentage	.500 (7-14), vs. South Alabama (11/6/18)
Most points (1st half)	52, vs. South Alabama (11/6/18)
Fewest points (1st half)	48, vs. Washington (11/9/18)
Most points (2nd half)	49, vs. South Alabama (11/6/18)
Fewest points (2nd half)	40, vs. Washington (11/9/18)
Most points (OT)	-
Fewest points (OT)	-

STARTLING LINEUPS

Record when starting lineup is:

Brown, Doughty, Harper, McLemore, Okeke 2-0

Record when starts:

Bryce Brown	2-0
Samir Doughty	2-0
Jared Harper	2-0
Anfernee McLemore	2-0
Chuma Okeke	2-0

AUBURN INDIVIDUAL GAME HIGHS

Points _____ 20, Jared Harper vs. South Alabama (11/6/18)
 _____ 20, Chuma Okeke vs. South Alabama (11/6/18)
 Field Goals Made _____ 7, Malik Dunbar vs. South Alabama (11/6/18)
 _____ 7, Jared Harper vs. South Alabama (11/6/18)
 _____ 7, Chuma Okeke vs. South Alabama (11/6/18)
 _____ 7, Chuma Okeke vs. Washington (11/9/18)
 Field Goal Att. _____ 13, Jared Harper vs. South Alabama (11/6/18)
 FG Pct. _____ .714 (5-7), Samir Doughty vs. South Alabama (11/6/18)
 _____ .714 (5-7), Anfernee McLemore vs. South Alabama (11/6/18)
 3-Point FG Made _____ 6, Jared Harper vs. South Alabama (11/6/18)
 3-Point FG Att. _____ 10, Jared Harper vs. South Alabama (11/6/18)
 3-Pt FG Pct. _____ 1.000 (3-3), Chuma Okeke vs. Washington (11/9/18)
 Free Throws Made _____ 5, Bryce Brown vs. Washington (11/9/18)
 Free Throw Att. _____ 7, Bryce Brown vs. Washington (11/9/18)
 FT Pct. _____ 1.000 (3-3), Chuma Okeke vs. South Alabama (11/6/18)
 _____ 1.000 (4-4), Samir Doughty vs. Washington (11/9/18)
 _____ 1.000 (4-4), Jared Harper vs. Washington (11/9/18)
 Rebounds _____ 10, Chuma Okeke vs. Washington (11/9/18)
 Assists _____ 13, Jared Harper vs. South Alabama (11/6/18)
 Steals _____ 4, Samir Doughty vs. Washington (11/9/18)
 Blocked Shots _____ 3, Anfernee McLemore vs. South Alabama (11/6/18)
 _____ 3, Chuma Okeke vs. South Alabama (11/6/18)
 Turnovers _____ 5, Chuma Okeke vs. South Alabama (11/6/18)
 Fouls _____ 4, Anfernee McLemore vs. South Alabama (11/6/18)
 Minutes _____ 32, Jared Harper vs. Washington (11/9/18)

OPPONENT INDIVIDUAL GAME HIGHS

Points _____ 25, Rodrick Sikes vs. South Alabama (11/6/18)
 Field Goals Made _____ 8, Rodrick Sikes vs. South Alabama (11/6/18)
 Field Goal Att. _____ 18, Rodrick Sikes vs. South Alabama (11/6/18)
 FG Pct. _____ .778 (7-9), Jaylen Nowell vs. Washington (11/9/18)
 3-Point FG Made _____ 5, Rodrick Sikes vs. South Alabama (11/6/18)
 3-Point FG Att. _____ 12, Rodrick Sikes vs. South Alabama (11/6/18)
 3-Pt FG Pct. _____ 1.000 (2-2), Jaylen Nowell vs. Washington (11/9/18)
 Free Throws Made _____ 7, Nahziah Carter vs. Washington (11/9/18)
 Free Throw Att. _____ 9, Nahziah Carter vs. Washington (11/9/18)
 FT Pct. _____ 1.000 (4-4), Rodrick Sikes vs. South Alabama (11/6/18)
 Rebounds _____ 5, Herb McGee vs. South Alabama (11/6/18)
 _____ 5, Kevin Morris vs. South Alabama (11/6/18)
 _____ 5, Noah Dickerson vs. Washington (11/9/18)
 Assists _____ 5, Matisse Thybulle vs. Washington (11/9/18)
 Steals _____ 2, Rodrick Sikes vs. South Alabama (11/6/18)
 _____ 2, Nahziah Carter vs. Washington (11/9/18)
 _____ 2, Matisse Thybulle vs. Washington (11/9/18)
 Blocked Shots _____ 3, Trhae Mitchell vs. South Alabama (11/6/18)
 Turnovers _____ 6, Jaylen Nowell vs. Washington (11/9/18)
 Fouls _____ 5, Noah Dickerson vs. Washington (11/9/18)
 Minutes _____ 34, Matisse Thybulle vs. Washington (11/9/18)

THE LAST TIME - TEAM

Defeated a ranked team at home _____ vs. #25 vs. Washington (11/9/18)
 Defeated a ranked team on the road _____ at #23 Tennessee (1/2/18)
 Defeated a top-10 team at home _____ vs. #9 Alabama (1/18/03)
 Defeated a top-10 team on the road _____ at #8 Arkansas (1/23/93)
 Won in overtime _____ at UConn, 70-67 (OT) (12/23/16)
 Lost in overtime _____ vs. Missouri (SECT), 86-83 (OT) (3/8/17)
 Won in double overtime _____ vs. Xavier, 89-88 (2OT) (12/20/14)
 Lost in double overtime _____ at Arkansas, 88-80 (2OT) (1/16/13)
 Played back-to-back overtime games _____ vs. Ole Miss, W 69-68 (2OT) (1/14/12)
 _____ at LSU, L 65-58 (OT) (1/17/12)
 Played at least three overtimes _____ vs. Georgia (SECT) (4OT) (3/1/79)
 Shot 70% for a half _____ 74.1% (20-27) vs. Arkansas-Pine Bluff (12/30/13)
 Shot 70% for a half (SEC) _____ 72.7% (16-22) at Ole Miss (2/22/03)
 Shot 60% for a game _____ 61.8% (42-68) vs. Winthrop (11/24/17)
 Shot 60% for a game (SEC) _____ 61.1% (33-54) at Arkansas (2/17/16)
 Shot less than 30% for game _____ 25.8% (17-66) vs. Clemson (3/18/18)
 Shot 100% from the FT line _____ 100% (6-6) vs. Long Beach State (12/23/11)
 Shot 60% from 3-point line _____ 65.4% (17-26) vs. Vanderbilt (2/3/18)
 Shot less than 30% in half _____ 18.2% (6-33) vs. Clemson (1st) (3/18/18)
 Shot less than 20% in half _____ 18.2% (6-33) vs. Clemson (1st) (3/18/18)
 Shot less than 10% in a half _____ 8.3% (2-24) vs. LSU (1st) (1/8/11)
 Attempted 50 free throws _____ 52 vs. Vanderbilt (2/6/54)
 Attempted 40 free throws _____ 42 vs. Alabama (11/21/17)
 Attempted 30 free throws in half _____ 30 vs. Georgia (2nd) (2/24/16)
 Made 30 free throws _____ 31 at Arkansas (2/27/18)
 Made 30 free throws (SEC) _____ 31 at Arkansas (2/27/18)
 Made at least 10 3-point field goals _____ 12 vs. Washington (11/9/18)
 Failed to make 3-point field goal _____ vs. Kentucky (0-15) (1/19/13)
 Had at least 50 rebounds _____ 52 vs. Gardner-Webb (12/6/17)
 Had less than 20 rebounds _____ 19 vs. Presbyterian (12/18/10)
 Had 25 assists _____ 26 vs. Tennessee State (12/19/06)
 Had at least 15 steals _____ 16 vs. Georgia Southern (12/29/10)
 Had at least 10 blocks _____ 10 vs. Cornell (12/30/17)
 Had at least 15 blocks _____ 17 vs. Nicholls State (11/25/11)
 Had at least 25 lead changes _____ 27 at Arkansas (1/16/13)
 Scored 50 points in a half _____ 52 vs. South Alabama (1st) (11/6/18)
 Scored 50 points in a half (SEC) _____ 50 vs. Alabama (2nd) (2/21/18)
 Scored 60 points in a half _____ 61 vs. Winthrop (2nd) (11/24/17)
 Scored 60 points in a half (SEC) _____ 64 at Tennessee (2/15/06)
 Scored 70 points in a half _____ 72 vs. Northwestern State (2nd) (11/27/15)
 Scored 100 points _____ 101 vs. South Alabama (11/6/18)
 Scored 100 points (SEC) _____ 102 vs. Alabama (2/13/99)
 Scored under 20 points in 1st half _____ 19 vs. Clemson (1st) (3/18/18)
 Scored under 20 points in 2nd half _____ 14 vs. Tulsa (11/24/14)
 Scored under 10 points in a half _____ 6 vs. LSU (1st) (1/8/11)
 Scored 35 or under points in a game _____ 35 vs. Tulsa (11/24/14)
 Scored under 50 points in game _____ 45 at Tennessee (2/9/16)
 Scored under 50 points in game (SEC) _____ 45 at Tennessee (2/9/16)

THE LAST TIME - INDIVIDUAL

Scored at least 30 points	Mustapha Heron (31) vs. Winthrop (11/24/17)
Scored at least 35 points	Toney Douglas (38) vs. Nicholls State (11/24/04)
Scored at least 40 points	Wesley Person (44) vs. UAB (12/16/93)
Had two players with at least 20 points	Jared Harper (20) and Chuma Okeke (20) vs. South Alabama (11/6/18)
Had three players with at least 20 points	KT Harrell (24), Tahj Shamsid-Deen (21) & Cinmeon Bowers (20) vs. Louisiana (11/21/14)
Scored 20 points in a half	Bryce Brown (25, 2nd) vs. Georgia (1/20/18)
Scored 20 points in 1st half	Bryce Brown (23) vs. UAB (12/9/17)
Scored 20 points in 2nd half	Bryce Brown (25) vs. Georgia (1/20/18)
Scored 25 points in a half	Bryce Brown (25, 2nd) vs. Georgia (1/20/18)
Had two players with 25 points	Chris Denson (30) & KT Harrell (26) vs. Mississippi State (2/14/14)
Had two players with 25 points (SEC)	Chris Denson (30) & KT Harrell (26) vs. Mississippi State (2/14/14)
A player had back-to-back 25-point SEC games	Kareem Canty (26) vs. Kentucky (1/16/16); (25) vs. Alabama (1/19/16)
A player had three straight 25-point SEC games	Chris Denson (29) at LSU (2/8/14)
	(26) vs. Kentucky (2/12/14); (30) vs. Mississippi State (2/15/14)
A player had four straight 25-point SEC games	Chris Denson (25) at South Carolina (2/5/14); (29) at LSU (2/8/14);
	(26) vs. Kentucky (2/12/14); (30) vs. Mississippi State (2/15/14)
A player had five straight 25-point SEC games	Keenan Carpenter (44) vs. LSU (1/8/89); (28) vs. Mississippi State (2/11/89)
	(33) at Florida (2/15/89); (32) at Ole Miss (2/18/89); (29) vs. Kentucky (2/20/89)
Zero players scored in double figures	at Vanderbilt (1/7/12)
Only one player scored in double figures	Bryce Brown (18) at Tennessee (2/9/16)
Five players scored in double figures	Jared Harper (20), Chuma Okeke (20), Malik Dunbar (16),
	Samir Doughty (14), Bryce Brown (12), Anfernee McLemore (11) vs. South Alabama (11/6/18)
Five players scored in double figures (SEC)	Mustapha Heron (21), Desean Murray (18),
	Bryce Brown (15), Chuma Okeke (14), Jared Harper (11) vs. LSU (1/27/18)
All five starters scored in double figures	Jared Harper (20), Chuma Okeke (20),
	Samir Doughty (14), Bryce Brown (12), Anfernee McLemore (11) vs. South Alabama (11/6/18)
Six players scored in double figures	Jared Harper (20), Chuma Okeke (20), Malik Dunbar (16),
	Samir Doughty (14), Bryce Brown (12), Anfernee McLemore (11) vs. South Alabama (11/6/18)
Six players scored in double figures (SEC)	Desean Murray (16), Mustapha Heron (15), Bryce Brown (13),
	Anfernee McLemore (13), Jared Harper (12), Horace Spencer (12) vs. Ole Miss (1/9/18)
Had at least 15 rebounds	Danjel Purifoy (15) at UConn (12/23/16)
Had at least 15 rebounds (SEC)	Cinmeon Bowers (17) vs. Ole Miss (2/20/16)
Had at least 20 rebounds	Kelvin Ardister (20) vs. Tennessee (1/4/89)
Had at least 25 rebounds	Rex Frederick (25) at Ole Miss (1/6/58)
Had at least 20 pts & 20 reb	Kelvin Ardister (22 pts, 20 reb) vs. Tennessee (1/4/89)
Had two players with at least 10 rebounds	Anfernee McLemore (11) and Desean Murray (11) vs. Kentucky (2/14/18)
Had at least three players with 10 rebounds	Korvotney Barber (13), Quantez Robertson (10) and Lucas Hargrove (10) at Virginia (12/20/08)
Had a double-double	Chuma Okeke (19 pts, 10 reb) vs. Washington (11/9/18)
Had two straight double-doubles	Chuma Okeke (16 pts, 10 reb) vs. Alabama (2/21/18); (12 pts, 10 reb) at Florida (2/24/18)
Had three straight double-doubles	Cinmeon Bowers (12 pts, 15 reb) vs. Vanderbilt (2/13/16);
	(14 pts, 10 reb) at Arkansas (2/17/16); (11 pts, 18 reb) vs. Ole Miss (2/20/16)
Had four straight double-doubles	Cinmeon Bowers (19 pts, 19 reb) vs. Middle Tennessee (12/12/15); (13 pts, 12 reb) vs. Mercer (12/15/15);
	(12 pts, 11 reb) at Xavier (12/19/15); (12 pts, 12 reb) vs. New Mexico (12/22/15)
Had five straight double-doubles	Jeff Moore (26 pts, 11 reb) vs. Ole Miss (3/2/88); (20 pts, 11 reb) at LSU (3/5/88);
	(22 pts, 11 reb) vs. Georgia (3/11/88); (13 pts, 13 reb) vs. Bradley (3/17/88); (22 pts, 11 reb) vs. Oklahoma (3/19/88)
Had two players with a double-double	Tyler Harris (20 pts, 11 reb) and Cinmeon Bowers (13 pts, 12 ast) vs. Mercer (12/15/15)
Had a double-double with points and assists	Jared Harper (20 pts, 13 ast) vs. South Alabama (11/6/18)
Had a triple-double	Kenny Gabriel (24 pts, 13 reb, 10 blk) vs. Bethune-Cookman (1/2/12)
Had 10 assists	Jared Harper (13) vs. South Alabama (11/6/18)
Had two players with at least five blocks	Rob Chubb (5) and Willy Kouassi (5) vs. Nicholls State (11/25/11)
Had 10 blocks	Kenny Gabriel (10) vs. Bethune-Cookman (1/2/12)
Had five steals	Antoine Mason (5) at LSU (2/6/15)
Had five steals (SEC)	Antoine Mason (5) at LSU (2/6/15)
Made 25 straight free throws	Danjel Purifoy (27) (11/23/16-12/18/16)
Hit buzzer-beater shot to win a game	T.J. Dunans vs. Mercer (3-pt FG, 76-74) (12/18/16)
Played more than 40 minutes	Danjel Purifoy (44) vs. UConn (12/23/16)


1

JARED HARPER

6-0 • 175

Jr. • G

Mableton, Ga.
(Pebblebrook HS)



2017-18 (Sophomore): Named Second Team All-SEC by the Associated Press and the conference coaches ... selected to the United State Basketball Writers Association All-District IV team ... tabbed to the SEC Community Service Team ... averaged 13.2 points, 5.4 assists, 2.4 rebounds and 1.2 steals per game in 30.5 minutes per game ... started all 34 games as the floor general ... ranked third on the team with 27 games in double figures ... made team-best 74 of 86 free throws with under 4 minutes to go ... knocked down 166 free throws, the 4th-most in single-season program history ... became 1 of only 2 players (KT Harrell) to be in Auburn's top 10 for single-season free throws and also made at least 50 3s in the same season ... was fifth in the SEC by shooting 82% from the charity stripe ... ranked in the top 5 in the SEC and top 50 nationally in assists per game (5.4) and assist-to-turnover ratio (2.57) ... produced the most games of 7+ assists by any player in the SEC with 15 such instances ... the Tigers scored a total of 481 points off assists from Harper (333 from downtown, 148 inside the arc) ... tied with Gerald White (1984-85) for 4th in the Auburn record books with 185 assists ... racked up 14 assists against Vanderbilt, which was 1 off the school record held by Eddie Johnson (1976) ... finished with 14 points and 14 assists to become the first player to record a double-double in points and assists since Kareem Canty (2015) ... scored in double figures in 17 of 18 SEC games (team-best) ... reached the 20-point plateau 5 times, including a career-best 24 at Georgia ... 4 of 5 20-point games came in league play ... led team with 40 steals ... guided the team in assists in 27 games, steals in 13 contests and scoring in 6 tilts ... averaged 15.2 points, 5.9 assists, 2.2 rebounds and 1.4 steals in SEC play ... played over 20 minutes in all but 1 contest ... knocked down a career-high 5 buckets from behind the arc to highlight a 21-point outing, including 18 in the second half, at Missouri ... declared for the NBA Draft without the intention of hiring an agent on April 6.

HIGH SCHOOL AND PERSONAL DATA: Consensus four-star signee ... ranked No. 54 overall by Rivals ... two-time first-team All-State ... averaged 27 points, 10.1 assists, 5.7 rebounds and 3.7 steals in leading Pebblebrook to a 23-10 record as a senior in 2015-16 under coach George Washington ... he shot 49 percent from the floor and 48.9 percent (85-of-174) from 3-point range ... in back-to-back seasons, led Pebblebrook to the Class 6A state championship game ... selected to the American Family Insurance High School Slam Dunk and 3-Point Championships in Pearland, Texas ... rated as a consensus four-star by ESPN, 247Sports, Rivals and Scout ... he had 24 points at halftime and scored 12 in the third quarter of the game named the MVP of the prestigious Peach Jam in 2015, leading his Georgia Stars AAU team to the championship with a game-high 34 points, eight assists and four rebounds in a 104-77 win over the St. Louis Eagles ... averaged 21 points and seven assists as a junior leading Pebblebrook to a school record wins with a 27-6 record in 2014-15 ... led the Georgia Stars to an 8-0 record in a Las Vegas tournament in July 2015 and as the Stars finished ranked No. 1 in the country ... an honors student, finished high school with a 3.7 GPA ... full name is Jared Lamar Harper ... son of Patrick and Erica Harper ... studying in Harbert College of Business ... signed national letter of intent on Nov. 12, 2015.

HARPER'S MISCELLANEOUS STATS

	2016-17	2017-18	2018-19	Career
Games with 10+ Pts	18	27	2	48
Games with 20+ Pts	5	5	1	11
Games 5+ 3s	3	1	1	5
Games with 5+ Reb	2	4	2	8
Games with 10+ Reb	0	0	0	0
Games with 5+ Ast	5	20	2	27
Games with 10+ Ast	0	2	1	3
Games with 5+ Blk	0	0	0	0
Games with 5+ Stl	0	0	0	0
Double-Doubles	0	2	1	3

MEASURABLES AND BAM TESTING RESULTS

Wingspan	64.5"
Reach	7'10.5"
Hand	8.5"
Vertical Jump	34"
Approach Vertical	42.5"
3/4 Court Sprint	3.151
Reaction Shuttle	3.018
Lane Agility Drill	10.600
185 lb Bench	7

CAREER HIGHS

Points	24 (2x) last at Georgia (2/10/18)
Rebounds	6 (2x) last vs. Alabama (3/9/18)
Field Goals	8 (2x) last at Georgia (2/10/18)
Field Goals Att.	17 at UConn (12/23/16)
3-Pt. Field Goals	6 vs. South Alabama (11/6/18)
3-Pt. Field Goals Att.	10 vs. South Alabama (11/6/18)
Free Throws	14 vs. Ole Miss (1/7/17)
Free Throws Att.	17 vs. Ole Miss (1/7/17)
Assists	14 vs. Vanderbilt (2/3/18)
Steals	4 (3x) last vs. Alabama (2/21/18)
Blocks	1 (4x) last vs. Ole Miss (1/9/18)
Minutes	38 at Georgia (2/10/18)

2018-19 HARPER GAME-BY-GAME

Opp.	Start	Min.	FG-A	3FG-A	FT-A	O-D-T	PF	A	TO	BLK	STL	PTS
S. Alabama *		30	7-13	6-10	0-0	0-5-5	2	13	1	0	2	20
Washington *		32	3-12	3-6	4-4	1-4-5	1	5	2	0	0	13
Miss. Col.												
Xavier												
TBD												
TBD												
St. Peter's												
UNCA												
Dayton												
UAB												
NC State												
Murray St.												
North Fla.												
Ole Miss												
Georgia												
Texas A&M												
Kentucky												
S. Carolina												
Miss. St.												
Missouri												
Alabama												
Florida												
LSU												
Ole Miss												
Vanderbilt												
Arkansas												
Kentucky												
Georgia												
Miss. St.												
Alabama												
Tennessee												

HARPER'S CAREER STATISTICS

Year	GP-GS	Min-Avg	FG-FGA	Pct	3FG-A	Pct	FT-FTA	Pct	Off-Def-Tot--Avg	PF-FO	Ast	TO	Blk	Stl	Pts	Avg
2016-17	32-30	774-24.2	104-270	.385	54-157	.344	103-146	.705	10-52-62--1.9	57-1	95	49	2	37	365	11.4
2017-18	34-34	1038-30.5	111-308	.360	61-172	.355	166-202	.822	14-68-82--2.4	63-2	185	72	1	40	449	13.2
2018-19	2-2	62-31.0	10-25	.400	9-16	.563	4-4	1.000	1-9-10--5.0	3-0	18	3	0	2	33	16.5
TOTAL	68-66	1874-27.6	225-603	.373	124-345	.359	273-352	.776	25-129-154--2.3	123-3	298	124	3	79	847	12.5

2



BRYCE BROWN

6-3 • 198

Sr. • G

Stone Mountain, Ga.
(Tucker HS)

2017-18 (Junior): Named First Team All-SEC by the Associated Press and Second Team All-SEC by the league coaches ... tabbed to the Naismith Trophy Top 30 ... selected to the United States Basketball Writers Association All-District IV team ... averaged 15.9 points, 2.0 rebounds, 1.7 assists and 1.0 steals per game in 31.2 minutes per game ... played and started in 33 games, only missing the Georgia game due to an injury ... became the 36th player in program history to reach 1,000 career points after dropping 29 in the regular season finale against South Carolina ... became the 18th player in program history to tally 1,000 career points prior to the end of their third season ... moved into second in the program's all-time 3-pointers made list with 241 career 3s ... was 1 away from matching the single-season 3-point record held by Lance Weems (108, 1995-96) as he racked up 107 buckets behind the arc ... has made the most 3-pointers by any player in Auburn history through their first 3 seasons with 241 ... that mark is 54 ahead of the next-best total by Tay Waller ... guided the SEC with 3.2 3-pointers per game and 107 total 3s ... both marks were in the top 20 nationally ... led the team in scoring 13 times, steals 6 times and assists 2 times ... held defensive matchup to shoot just 37% on the season and forced 100 turnovers ... paced the team with 8 halves with 15 or more points ... averaged 16.8 points, 1.8 rebounds, 1.2 assists and 1.0 steals per game in league play ... scoring total ranked 7th in the SEC during conference action ... averaged 18.4 points per game and shot 47% from the field, including 46% behind the arc, in home games ... scored in double figures in 28 of 33 games, ranking second on the team ... tied for the team lead with 8 20-point games and 1 30-point contest ... scored career-high 31 points on 12-of-16 from the floor, including 4-of-8 behind the arc, in the season opener vs. Norfolk State ... buried 5 or more 3s in 8 games, including 6 in SEC play ... scored 29 points vs. South Carolina to clinch SEC title ... Academic Top Tiger ... declared for the NBA Draft without the intention of hiring an agent on April 11.

HIGH SCHOOL AND PERSONAL DATA: Averaged 25 points, 6 rebounds and 4 assists as a senior at Tucker High School under coach James Hartry ... averaged 18 points and five assists as a junior ... teammates with former Auburn player Tahj Shamsid-Deen at Columbia High School in Decatur, Ga., as a sophomore in 2012-13 ... went to Columbia High School as a sophomore and junior and went to back-to-back state championships ... impressed the Auburn coaching staff at Coach Bruce Pearl's Elite Camp in 2014 ... full name is Bryce Wade Brown ... son of Cedric and Donna Brown ... father, Cedric, and brother, Blake, played football at Clark Atlanta ... studying in College of Liberal Arts ... signed national letter of intent on Nov. 14, 2014.

BROWN'S MISCELLANEOUS STATS

	2015-16	2016-17	2017-18	2018-19	Career
Games with 10+ Pts	14	7	28	2	51
Games with 20+ Pts	3	0	8	0	11
Games 5+ 3s	4	3	8	0	15
Games with 5+ Reb	3	4	1	0	8
Games with 10+ Reb	0	0	0	0	0
Games with 5+ Ast	0	1	2	0	3
Games with 10+ Ast	0	0	0	0	0
Games with 5+ Blk	0	0	0	0	0
Games with 5+ Stl	0	0	0	0	0
Double-Doubles	0	0	0	0	0

MEASURABLES AND BAM TESTING RESULTS

Wingspan	6'4.5"
Reach	8'1"
Hand	9.5"
Vertical Jump	35"
Approach Vertical	42.5"
3/4 Court Sprint	3.152
Reaction Shuttle	2.787
Lane Agility Drill	10.617
185 lb Bench	14

CAREER HIGHS

Points	31 vs. Norfolk State (11/10/17)
Rebounds	6 (3x) last vs. LSU (1/18/17)
Field Goals	12 vs. Norfolk State (11/10/17)
Field Goals Att.	18 at Arkansas (2/17/16)
3-Pt. Field Goals	9 at Arkansas (2/17/16)
3-Pt. Field Goals Att.	14 (2x) last vs. Alabama (2/21/18)
Free Throws	7 at Missouri (1/24/18)
Free Throws Att	8 (3x) last at Mississippi State (1/13/18)
Assists	5 (3x) last at Florida (2/24/18)
Steals	3 (6x) last at Dayton (11/29/17)
Blocks	2 (2x) last vs. Boston College (12/12/16)
Minutes	36 (3x) last vs. Vanderbilt (2/3/18)

2018-19 BROWN GAME-BY-GAME

Opp.	Start	Min.	FG-A	3FG-A	FT-A	O-D-T	PF	A	TO	BLK	STL	PTS
S. Alabama *		27	4-12	4-9	0-1	1-2-3	3	1	1	1	0	12
Washington *		29	3-10	2-8	5-7	0-2-2	3	1	1	1	2	13
Miss. Col.												
Xavier												
TBD												
TBD												
St. Peter's												
UNCA												
Dayton												
UAB												
NC State												
Murray St.												
North Fla.												
Ole Miss												
Georgia												
Texas A&M												
Kentucky												
S. Carolina												
Miss. St.												
Missouri												
Alabama												
Florida												
LSU												
Ole Miss												
Vanderbilt												
Arkansas												
Kentucky												
Georgia												
Miss. St.												
Alabama												
Tennessee												

BROWN'S CAREER STATISTICS

Year	GP-GS	Min-Avg	FG-FGA	Pct	3FG-A	Pct	FT-FTA	Pct	Off-Def-Tot--Avg	PF-FO	Ast	TO	Blk	Stl	Pts	Avg
2015-16	30-11	742-24.7	93-274	.339	78-211	.370	38-46	.826	15-40-55--1.8	73-2	20	31	0	11	302	10.1
2016-17	28-13	592-21.1	68-189	.360	56-140	.400	18-27	.667	12-43-55--2.0	49-0	35	26	6	28	210	7.5
2017-18	33-33	1031-31.2	169-421	.401	107-280	.382	79-102	.775	19-46-65--2.0	55-0	55	43	7	32	524	15.9
2018-19	2-2	56-28.0	7-22	.318	6-17	.353	5-8	.625	1-4-5--2.5	6-0	2	2	2	2	25	12.5
TOTAL	93-59	2421-26.0	337-906	.372	247-648	.381	140-183	.765	47-133-180--1.9	183-2	112	102	15	73	1061	11.4

3

DANJEL PURIFOY

6-7 • 230

Jr. • F

Centreville, Ala.

(Hargrave Military Academy)



2016-17 (Redshirt Freshman): Averaged 11.5 points, 4.7 rebounds, 1.8 assists and 1.4 steals in 28.7 minutes per game ... played in 29 games, starting 25 ... shot 39.8 percent from the field, 36.9 percent from 3-point range and 87.9 percent from the foul line ... in the SEC rankings, ranked sixth in free throw pct., sixth in 3-point field goals made (2.0), eighth in 3-point field goal pct. and ninth in steals ... made 27 straight free throws to tie the Auburn record with Frankie Sullivan in 2009-10 ... he and Mustapha Heron were the first Auburn freshmen to score in double figures in their first five college games since Wesley Person in 1990-91 ... scored a career-high 27 points (4-of-7 3s) vs. Boston College in the UnderArmour Reunion in New York's Madison Square Garden to go along with 5 rebounds, 2 assists and 2 steals ... 27 points (career-high 5-of-10 3s), 7 rebounds and 3 steals vs. Coastal Carolina ... named to the Cancun Challenge all-tournament team, averaging 16.5 points on 6-of-14 3s ... in Cancun, totaled 22 points (4-of-9 3s), 3 rebounds and 2 steals vs. #17 Purdue ... career-high 15 rebounds in the win at UConn and hit the game-tying 3-pointer with 1:04 left in overtime ... 19 points (17 in the second half) after playing only three first-half minutes vs. Georgia State ... 16 points (4-of-9 3s, including 3-of-4 3s in second half) and four rebounds at UAB ... 16 points (3-of-6 3s), 8 rebounds, 3 assists and 3 steals vs. Eastern Kentucky ... 15 points (3-of-6 3s), 7 rebounds and 2 steals at LSU ... 14 points (4-of-7 3s), 4 rebounds, 2 assists and 2 steals at Alabama after only 14 points combined in the previous four games ... left ankle sprain with 7:12 left in the first half vs. Ole Miss Jan. 7 and missed the next 3 games ... averaged 11.4 points in the final 10 games after averaging 3.5 points in the four games prior after a sprained ankle ... 12 points, 4 rebounds and 3 assists at Georgia ... 13 points vs. Missouri ... at the team's postseason awards banquet, received the Sonny Smith Most Outstanding Teammate Award and the John Mengelt Free Throw Award (.879).

HIGH SCHOOL AND PERSONAL DATA: Four-star small forward by ESPN, Rivals, Scout and 247Sports ... ranked ninth among all small forwards and 48th overall by 247Sports ... ranked as the nation's No. 12 small forward and the top player in Alabama by 247 Sports ... averaged 25 points, 11 rebounds, five blocks and 20 deflections a game at Hargrave Military Academy under coach A.W. Hamilton in 2014-15 ... averaged 17.7 points and 6.1 rebounds per game at Bibb County as a junior ... full name is Danjel Kevon Purifoy ... son of Waukesha Evans ... studying in College of Liberal Arts ... signed national letter of intent on Nov. 12, 2014.

PURIFOY'S MISCELLANEOUS STATS

	2016-17	2017-18	2018-19	Career
Games with 10+ Pts	17	0	0	17
Games with 20+ Pts	3	0	0	3
Games 5+ 3s	1	0	0	1
Games with 5+ Reb	12	0	0	12
Games with 10+ Reb	1	0	0	1
Games with 5+ Ast	2	0	0	2
Games with 10+ Ast	0	0	0	0
Games with 5+ Blk	0	0	0	0
Games with 5+ Stl	0	0	0	0
Double-Doubles	0	0	0	0

MEASURABLES AND BAM TESTING RESULTS

Wingspan	6'10.5"
Reach	8'8"
Hand	10"
Vertical Jump	28.5"
Approach Vertical	38.5"
3/4 Court Sprint	3.324
Reaction Shuttle	3.226
Lane Agility Drill	11.544
185 lb Bench	11

CAREER HIGHS

Points	27 (2x) last vs. Boston College (12/12/16)
Rebounds	15 at UConn (12/23/16)
Field Goals	9 vs. Coastal Carolina (12/15/16)
Field Goals Att.	14 (2x) last vs. Coastal Carolina (12/15/16)
3-Pt. Field Goals	5 vs. Coastal Carolina (12/15/16)
3-Pt. Field Goals Att.	10 vs. Coastal Carolina (12/15/16)
Free Throws	8 vs. Georgia State (11/14/16)
Free Throws Att.	10 vs. Georgia State (11/14/16)
Assists	9 vs. USC Upstate (11/29/16)
Steals	3 (6x) last at Texas A&M (2/18/17)
Blocks	1 (5x) last vs. Missouri (3/8/17)
Minutes	39 vs. Missouri (3/8/17)

2018-19 PURIFOY GAME-BY-GAME

Opp.	Start	Min.	FG-A	3FG-A	FT-A	O-D-T	PF	A	TO	BLK	STL	PTS
S. Alabama	-	dnp-										
Washington	-	dnp-										
Miss. Col.												
Xavier												
TBD												
TBD												
St. Peter's												
UNCA												
Dayton												
UAB												
NC State												
Murray St.												
North Fla.												
Ole Miss												
Georgia												
Texas A&M												
Kentucky												
S. Carolina												
Miss. St.												
Missouri												
Alabama												
Florida												
LSU												
Ole Miss												
Vanderbilt												
Arkansas												
Kentucky												
Georgia												
Miss. St.												
Alabama												
Tennessee												

PURIFOY'S CAREER STATISTICS

Year	GP-GS	Min-Avg	FG-FGA	Pct	3FG-A	Pct	FT-FTA	Pct	Off-Def-Tot--Avg	PF-FO	Ast	TO	Blk	Stl	Pts	Avg
2016-17	29-25	831-28.7	97-244	.398	59-160	.369	80-91	.879	28-108-136--4.7	65-0	51	45	5	41	333	11.5
2018-19																
TOTAL	29-25	831-28.7	97-244	.398	59-160	.369	80-91	.879	28-108-136--4.7	65-0	51	45	5	41	333	11.5

4

MALIK DUNBAR

6-6 • 230

Sr. • G/F

North Augusta, S.C.

(College of Central Florida)



MEASURABLES AND BAM TESTING RESULTS

Wingspan	6'9.25"
Reach	8'6"
Hand	9"
Vertical Jump	31.5"
Approach Vertical	38.5"
3/4 Court Sprint	3.221
Reaction Shuttle	3.009
Lane Agility Drill	12.282
185 lb Bench	13

2017-18 (Junior): Averaged 5.4 points, 2.4 rebounds and 0.4 steals per game in 14.1 minutes per game ... played in all 34 games and started 3 ... shot 42% from the floor and 35% from 3-point land ... shot 36% from downtown during SEC action ... averaged 6.9 points and shot 45% from the field during home games ... scored in double figures 3 times ... led the Tigers in steals in 3 games and blocks in 1 contest ... went 23 for 62 from behind the arc in the last 19 games, despite starting the season 4 of 15 ... averaged 10 points and 6.3 rebounds to go along with 48% from the field, including 36% from downtown, as a starter ... buried multiple 3-points 7 times, including 5 during SEC play ... first game as a Tiger was season opener vs. Norfolk State where he scored 7 points in 16 minutes ... racked up 13 points on 6 of 8 shooting against Winthrop ... made first career start and played 25 minutes vs. UAB ... scored 9 points and had 6 rebounds in that game ... went 3 for 3 behind the arc at Murray State ... scored 12 points and had 3 boards vs. UConn ... started at Georgia and scored 7 points to go along with 6 rebounds ... scored a season-high 14 points on 6 of 10 from the floor, including 2 of 5 from downtown, and had 7 rebounds to go along with 2 steals in a start vs. Alabama ... went 4 for 7 from the floor for 11 points in NCAA Tournament action ... named a top-10 JUCO transfer by Jon Rothstein ... Academic Top Tiger.

HIGH SCHOOL AND PERSONAL DATA: Was a South Carolina Class 4A first-team all-state selection as a senior at Spring Valley High School in Columbia in 2014-15 ... son of Trika Mobley ... one of five siblings.

CAREER HIGHS

Points	16 vs. South Alabama (11/6/18)
Rebounds	7 vs. Alabama (2/21/18)
Field Goals	7 vs. South Alabama (11/6/18)
Field Goals Att.	13 vs. UConn (12/23/17)
3-Pt. Field Goals	3 (2x) last vs. UConn (12/23/17)
3-Pt. Field Goals Att.	7 vs. UConn (12/23/17)
Free Throws	3 vs. Indiana State (11/16/17)
Free Throws Att.	4 (2x) last at Georgia (2/10/18)
Assists	2 vs. Winthrop (11/24/17)
Steals	2 (3x) last vs. South Carolina (3/3/18)
Blocks	3 at Murray State (12/19/17)
Minutes	26 at Georgia (2/10/18)

2018-19 DUNBAR GAME-BY-GAME

Opp.	Start	Min.	FG-A	3FG-A	FT-A	O-D-T	PF	A	TO	BLK	STL	PTS
S. Alabama	23	7-11	2-5	0-0	3-2-5	2	0	1	1	0	16	
Washington	18	3-5	1-3	1-1	0-4-4	0	0	0	0	0	8	
Miss. Col.												
Xavier												
TBD												
TBD												
St. Peter's												
UNCA												
Dayton												
UAB												
NC State												
Murray St.												
North Fla.												
Ole Miss												
Georgia												
Texas A&M												
Kentucky												
S. Carolina												
Miss. St.												
Missouri												
Alabama												
Florida												
LSU												
Ole Miss												
Vanderbilt												
Arkansas												
Kentucky												
Georgia												
Miss. St.												
Alabama												
Tennessee												

DUNBAR'S MISCELLANEOUS STATS

	2017-18	2018-19	Career
Games with 10+ Pts	3	1	4
Games with 20+ Pts	0	0	0
Games 5+ 3s	0	0	0
Games with 5+ Reb	5	1	6
Games with 10+ Reb	0	0	0
Games with 5+ Ast	0	0	0
Games with 10+ Ast	0	0	0
Games with 5+ Blk	0	0	0
Games with 5+ Stl	0	0	0
Double-Doubles	0	0	0

DUNBAR'S CAREER STATISTICS

Year	GP-GS	Min-Avg	FG-FGA	Pct	3FG-A	Pct	FT-FTA	Pct	Off-Def-Tot--Avg	PF-FO	Ast	TO	Blk	Stl	Pts	Avg
2017-18	34-3	481-14.1	70-167	.419	27-78	.346	18-31	.581	18-65-83--2.4	65-1	8	27	8	13	185	5.4
2018-19	2-0	41-20.5	10-16	.625	3-8	.375	1-1	1.000	3-6-9--4.5	2-0	0	1	1	0	24	12.0
TOTAL	36-3	522-14.5	80-183	.437	30-86	.349	19-32	.594	21-71-92--2.6	67-1	8	28	9	13	209	5.8

10

SAMIR DOUGHTY

6-4 • 195

Jr. • G

Philadelphia, Pa.
(VCU)



2017-18 (Sophomore): Sat out the season after transferring from VCU on June 27, 2017 ... will have two years of eligibility remaining beginning in the 2018-19 season ... brings experience, versatility and the ability to make his teammates better as a playmaker and slasher ... can play several positions on the floor.

2016-17 (Redshirt Freshman at VCU): Averaged 9.0 points, 3.6 rebounds, 2.1 assists and 0.9 steals in 23.1 minutes per game ... played in 35 games, starting 15 as VCU reached the NCAA Tournament, losing to Saint Mary's in the first round ... was the Rams' fourth-leading scorer ... averaged the most points by a VCU freshman since Shawn Hampton in 1998-99 ... shot 40.9 percent from the floor, 28.4 percent from 3-point range and 76.6 percent from the foul line ... shot 34.5 percent (19-of-55) from 3-point range for the final 21 games of the season since Jan. 4 after opening the year 4-of-26 from behind the arc ... career-high 23 points with nine assists and seven rebounds at Duquesne ... just missed a triple-double with 10 points, 10 assists and eight rebounds vs. Saint Joseph's ... 17 points in the Atlantic 10 Conference Tournament vs. Richmond ... 9 points vs. Saint Mary's in the NCAA Tournament ... went 4-0 as VCU toured Spain from Aug. 12-22 in Madrid, Toledo, Valencia and Barcelona.

2017-18 (Freshman at VCU): Redshirted at VCU ... originally signed with St. John's.

HIGH SCHOOL AND PERSONAL DATA: Averaged 24.9 points, 9.7 rebounds, 4.1 assists and 2.7 steals per game while shooting 59 percent from 2-point range as a senior at Mathematics, Civics & Science Charter in Philadelphia, Pa. ranked as the 35th-best point guard nationally by 247 Sports, including sixth-best in Pennsylvania, as a senior ... three-star recruit.

DOUGHTY'S MISCELLANEOUS STATS				
	2016-17	2017-18	2018-19	Career
Games with 10+ Pts	15	0	2	17
Games with 20+ Pts	1	0	0	1
Games 5+ 3s	0	0	0	0
Games with 5+ Reb	9	0	0	9
Games with 10+ Reb	0	0	0	0
Games with 5+ Ast	4	0	0	4
Games with 10+ Ast	1	0	0	1
Games with 5+ Blk	0	0	0	0
Games with 5+ Stl	0	0	0	0
Double-Doubles	1	0	0	1

MEASURABLES AND BAM TESTING RESULTS

Wingspan	64.5"
Reach	8'3.5"
Hand	8.25"
Vertical Jump	28.5"
Approach Vertical	34"
3/4 Court Sprint	3.305
Reaction Shuttle	3.430
Lane Agility Drill	11.607
185 lb Bench	3

CAREER HIGHS

Points	23 at Duquesne (1/4/17)
Rebounds	8 (2x) last vs. St. Joseph's (2/14/17)
Field Goals	9 at Duquesne (1/4/17)
Field Goals Att.	15 at Duquesne (1/4/17)
3-Pt. Field Goals	2 (9x) last vs. Washington (11/9/18)
3-Pt. Field Goals Att.	6 at George Washington (2/8/17)
Free Throws	7 vs. St. Joseph's (2/14/17)
Free Throws Att.	8 (2x) last vs. St. Joseph's (2/14/17)
Assists	10 vs. St. Joseph's (2/14/17)
Steals	4 vs. Washington (11/9/18)
Blocks	1 (2x) last vs. George Mason (3/10/17)
Minutes	34 at Duquesne (1/4/17)

2018-19 DOUGHTY GAME-BY-GAME

Opp.	Start	Min.	FG-A	3FG-A	FT-A	O-D-T	PF	A	TO	BLK	STL	PTS
S. Alabama *		19	5-7	2-3	2-2	1-0-1	3	1	2	0	0	14
Washington *		25	6-9	2-4	4-4	2-2-4	2	4	3	0	4	18
Miss. Col.												
Xavier												
TBD												
TBD												
St. Peter's												
UNCA												
Dayton												
UAB												
NC State												
Murray St.												
North Fla.												
Ole Miss												
Georgia												
Texas A&M												
Kentucky												
S. Carolina												
Miss. St.												
Missouri												
Alabama												
Florida												
LSU												
Ole Miss												
Vanderbilt												
Arkansas												
Kentucky												
Georgia												
Miss. St.												
Alabama												
Tennessee												

DOUGHTY'S CAREER STATISTICS

Year	GP-GS	Min-Avg	FG-FGA	Pct	3FG-A	Pct	FT-FTA	Pct	Off-Def-Tot--Avg	PF-FO	Ast	TO	Blk	Stl	Pts	Avg
2016-17*	35-15	809-23.1	103-252	.409	23-81	.284	85-111	.766	29-98-127--3.6	76-3	75	66	2	33	314	9.0
2018-19	2-2	44-22.0	11-16	.688	4-7	.571	6-6	1.000	3-2-5--2.5	5-0	5	5	0	4	32	16.0
TOTAL	37-17	853-23.1	114-268	.425	27-88	.307	91-117	.778	32-100-132--3.6	81-3	80	71	2	37	346	9.4

12

J'VON McCORMICK

6-0 • 175

Jr. • G

New Orleans, La.
(Lee College)



MEASURABLES AND BAM TESTING RESULTS

Vertical Jump	34"
Approach Vertical	41.5"
3/4 Court Spring	3.091
Reaction Shuttle	3.033
Lane Agility Drill	11.252
185 lb Bench	6

2017-18 (Sophomore at Lee): Averaged 18.5 points, 6.4 assists and 5.3 rebounds in 28 games for the Runnin' Rebels ... started all 28 games ... was the third-highest scorer in the Region XIV Athletic Conference ... had 180 assists - the third-most in the region ... also added 44 steals ... knocked down 127 free throws.

2016-17 (Freshman at Lee): Averaged 4.9 points, 2.1 assists and 2.0 rebounds in 31 games for the Runnin' Rebels ... started seven games ... totaled 62 rebounds, including 23 offensive ... racked up 64 assists and contributed 39 steals.

HIGH SCHOOL AND PERSONAL DATA: Known for quickness and ability to create off the bounce ... fast guard to push the tempo and guard opposing team's primary ball-handlers ... scored over 2,000 points for Mayde Creek High School (Texas) ... earned the 2016 19-6A Offensive MVP ... was a member of the all-conference team ... earned the newcomer of the year award as a freshman ... played for coach Darius Barnes Jr. and C.O.G Elite ... also played for coach Tim Schumacher and Houston Hoops ... son of Carol McCormick ... has two brothers, Brad and Troy ... enrolled in the Harbert College of Business.

CAREER HIGHS

Points	5 vs. South Alabama (11/6/18)
Rebounds	2 vs. South Alabama (11/6/18)
Field Goals	2 vs. South Alabama (11/6/18)
Field Goals Att.	5 vs. South Alabama (11/6/18)
3-Pt. Field Goals	1 vs. South Alabama (11/6/18)
3-Pt. Field Goals Att.	2 vs. South Alabama (11/6/18)
Free Throws	-
Free Throws Att.	-
Assists	2 (2x) last vs. Washington (11/9/18)
Steals	2 vs. South Alabama (11/6/18)
Blocks	-
Minutes	17 vs. South Alabama (11/6/18)

2018-19 MCCORMICK GAME-BY-GAME

Opp.	Start	Min.	FG-A	3FG-A	FT-A	O-D-T	PF	A	TO	BLK	STL	PTS
S. Alabama		17	2-5	1-2	0-0	2-0-2	3	2	2	0	2	5
Washington		8	1-4	0-1	0-0	0-1-1	2	2	0	0	0	2
Miss. Col.												
Xavier												
TBD												
TBD												
St. Peter's												
UNCA												
Dayton												
UAB												
NC State												
Murray St.												
North Fla.												
Ole Miss												
Georgia												
Texas A&M												
Kentucky												
S. Carolina												
Miss. St.												
Missouri												
Alabama												
Florida												
LSU												
Ole Miss												
Vanderbilt												
Arkansas												
Kentucky												
Georgia												
Miss. St.												
Alabama												
Tennessee												

MCCORMICK'S MISCELLANEOUS STATS

	2018-19	Career
Games with 10+ Pts	0	0
Games with 20+ Pts	0	0
Games 5+ 3s	0	0
Games with 5+ Reb	0	0
Games with 10+ Reb	0	0
Games with 5+ Ast	0	0
Games with 10+ Ast	0	0
Games with 5+ Blk	0	0
Games with 5+ Stl	0	0
Double-Doubles	0	0

MCCORMICK'S CAREER STATISTICS

Year	GP-GS	Min-Avg	FG-FGA	Pct	3FG-A	Pct	FT-FTA	Pct	Off-Def-Tot--Avg	PF-FO	Ast	TO	Blk	Stl	Pts	Avg
2018-19	2-0	25-12.5	3-9	.333	1-3	.333	0-0	.000	2-1-3--1.5	5-0	4	2	0	2	7	3.5
TOTAL	2-0	25-12.5	3-9	.333	1-3	.333	0-0	.000	2-1-3--1.5	5-0	4	2	0	2	7	3.5

20



MYLES PARKER

6-8 • 200

Fr. • F

Madison, Ala.

(Madison Academy)

HIGH SCHOOL AND PERSONAL DATA: Played high school ball at Madison Academy and Hargrave Military Academy ... was a three-time all-state player and was named the region's player of the year ... helped lead the Mustangs to the Class 4A semifinals after back-to-back 3A titles ... averaged 16.9 points, 6.8 rebounds, 2.5 assists and 1.1 steals during 2016-17 season ... selected for the Alabama-Mississippi All-Star Game ... played for Team Thadd and Team Carroll during AAU circuit ... chose Auburn over UNC Asheville, North Alabama, Presbyterian and Campbell ... son of Marlowe and Jennifer Parker ... has two siblings: Markayla and Makiyah Parker ... enrolled in the College of Liberal Arts.

CAREER HIGHS

Points	1 vs. South Alabama (11/6/18)
Rebounds	-
Field Goals	-
Field Goals Att.	2 vs. South Alabama (11/6/18)
3-Pt. Field Goals	-
3-Pt. Field Goals Att.	1 (2x) last vs. Washington (11/9/18)
Free Throws	1 vs. South Alabama (11/6/18)
Free Throws Att.	2 vs. South Alabama (11/6/18)
Assists	-
Steals	-
Blocks	-
Minutes	4 vs. South Alabama (11/6/18)

2018-19 PARKER GAME-BY-GAME

Opp.	Start	Min.	FG-A	3FG-A	FT-A	O-D-T	PF	A	TO	BLK	STL	PTS
S. Alabama		4	0-2	0-1	1-2	0-0-0	0	0	0	0	0	1
Washington		2	0-1	0-1	0-1	0-0-0	0	0	1	0	0	0
Miss. Col.												
Xavier												
TBD												
TBD												
St. Peter's												
UNCA												
Dayton												
UAB												
NC State												
Murray St.												
North Fla.												
Ole Miss												
Georgia												
Texas A&M												
Kentucky												
S. Carolina												
Miss. St.												
Missouri												
Alabama												
Florida												
LSU												
Ole Miss												
Vanderbilt												
Arkansas												
Kentucky												
Georgia												
Miss. St.												
Alabama												
Tennessee												


PARKER'S MISCELLANEOUS STATS

	2018-19	Career
Games with 10+ Pts	0	0
Games with 20+ Pts	0	0
Games 5+ 3s	0	0
Games with 5+ Reb	0	0
Games with 10+ Reb	0	0
Games with 5+ Ast	0	0
Games with 10+ Ast	0	0
Games with 5+ Blk	0	0
Games with 5+ Stl	0	0
Double-Doubles	0	0

PARKER'S CAREER STATISTICS

Year	GP-GS	Min-Avg	FG-FGA	Pct	3FG-A	Pct	FT-FTA	Pct	Off-Def-Tot--Avg	PF-FO	Ast	TO	Blk	Stl	Pts	Avg
2018-19	2-0	6-3.0	0-4	.000	0-2	.000	1-3	.333	0-0-0--0.0	1-0	0	1	0	0	1	0.5
TOTAL	2-0	6-3.0	0-4	.000	0-2	.000	1-3	.333	0-0-0--0.0	1-0	0	1	0	0	1	0.5

22



WILL MACOY

6-4 • 200

Jr. • G

Birmingham, Ala.
(Vestavia Hills HS)

2017-18 (Sophomore): Averaged 0.2 points and 0.3 rebounds per game in 1.7 minutes per game off the bench ... appeared in 10 games ... grabbed first rebound of the season vs. Indiana State ... scored first point of the campaign on a free throw against UConn ... played a season-high 4 minutes vs. Cornell ... made 4 appearances on the court during SEC play, including a span of 3 straight games vs. Georgia, Missouri and LSU ... buried a free throw and pulled down a rebound in 2 minutes against LSU ... made 2 postseason appearances, including 2 minutes in the NCAA Tournament vs. Clemson ... Academic Top Tiger.

HIGH SCHOOL AND PERSONAL DATA: Three-year letterman in basketball at Vestavia Hills High School under coach George Hatchett ... two-time All-Over the Mountain team ... team captain as a senior in 2015-16 ... 2015 Birmingham Fall League MVP, scoring a league record 50 points in the championship game en route to winning the title ... Birmingham Tip-Off Club player of the week in March 2016 ... two-time state champion in the javelin ... Wendy's Heisman School winner and state finalist in 2015 ... in the National Honor Society, Student Government Association and the Relay for Life committee ... full name is Will Macoy ... son of Coy and Adrienne Macoy ... his father ran cross country and track at Georgia Tech while his mother ran cross country and track at UAB ... older brother, Mac, is a junior at Florida in 2016-17 who runs cross country and track ... younger brother, Hollis, a sophomore on the Vestavia Hills basketball team ... studying in Ginn College of Engineering.

CAREER HIGHS

Points	8 vs. Coastal Carolina (12/15/16)
Rebounds	1 (3x) last vs. Cornell (12/30/17)
Field Goals	3 vs. Coastal Carolina (12/15/16)
Field Goals Att.	5 vs. Coastal Carolina (12/15/16)
3-Pt. Field Goals	2 vs. Coastal Carolina (12/15/16)
3-Pt. Field Goals Att.	4 vs. Coastal Carolina (12/15/16)
Free Throws	1 (2x) last vs. LSU (1/27/18)
Free Throws Att.	2 (2x) last vs. LSU (1/27/18)
Assists	-
Steals	1 (2x) last vs. South Alabama (11/6/18)
Blocks	-
Minutes	5 vs. Coastal Carolina (12/15/16)

2018-19 MACOY GAME-BY-GAME

Opp.	Start	Min.	FG-A	3FG-A	FT-A	O-D-T	PF	A	TO	BLK	STL	PTS
S. Alabama		2	0-0	0-0	0-0	0-0-0	0	0	0	0	1	0
Washington		2	0-0	0-0	0-0	0-0-0	0	0	0	0	1	0
Miss. Col.												
Xavier												
TBD												
TBD												
St. Peter's												
UNCA												
Dayton												
UAB												
NC State												
Murray St.												
North Fla.												
Ole Miss												
Georgia												
Texas A&M												
Kentucky												
S. Carolina												
Miss. St.												
Missouri												
Alabama												
Florida												
LSU												
Ole Miss												
Vanderbilt												
Arkansas												
Kentucky												
Georgia												
Miss. St.												
Alabama												
Tennessee												

MACOY'S MISCELLANEOUS STATS

	2016-17	2017-18	2018-19	Career
Games with 10+ Pts	0	0	0	0
Games with 20+ Pts	0	0	0	0
Games 5+ 3s	0	0	0	0
Games with 5+ Reb	0	0	0	0
Games with 10+ Reb	0	0	0	0
Games with 5+ Ast	0	0	0	0
Games with 10+ Ast	0	0	0	0
Games with 5+ Blk	0	0	0	0
Games with 5+ Stl	0	0	0	0
Double-Doubles	0	0	0	0

MACOY'S CAREER STATISTICS

Year	GP-GS	Min-Avg	FG-FGA	Pct	3FG-A	Pct	FT-FTA	Pct	Off-Def-Tot--Avg	PF-FO	Ast	TO	Blk	Stl	Pts	Avg
2016-17	4-0	7-1.8	3-6	.500	2-5	.400	0-0	.000	0-1-1--0.3	0-0	0	0	0	1	8	2.0
2017-18	10-0	17-1.7	0-5	.000	0-3	.000	2-4	.500	1-2-3--0.3	2-0	0	0	0	0	2	0.2
2018-19	2-0	4-2.0	0-0	.000	0-0	.000	0-0	.000	0-0-0--0.0	0-0	0	0	0	1	0	0.0
TOTAL	16-0	28-1.8	3-11	.273	2-8	.250	2-4	.500	1-3-4--0.3	2-0	0	0	0	2	10	0.6

24



ANFERNEE McLEMORE

6-7 • 220

Jr. • F

Warwick, Ga.

(Worth County HS)

2017-18 (Sophomore): Named to the SEC All-Defensive Team ... averaged 7.4 points, 5.3 rebounds, 2.7 blocks, 0.7 steals and 0.5 assists per game in 19.4 minutes per game ... led the SEC and ranked 12th in the country with 2.7 blocks per tilt ... totaled 73 blocks, which tied for 5th in single-season program history and was the most by a player since 2002-03 ... moved into top 10 in career swats in the Auburn record books ... produced the most blocks by any player in the country to play in less than 30 games ... despite not playing for the final month of the season, he finished third in the SEC in total rejections, just 5 behind the leader ... paced the Tigers to set a program record with 180 blocks, the most in a season all-time ... tied for team lead with 3 double-doubles ... had 9 games in double figures and 4 games of 10+ rebounds ... hit a 3-pointer in 12 games after making only 1 in his career prior to the season ... knocked in multiple 3s in 4 games ... shot over 44% from behind the arc in league contests ... team was 7-2 when he scored in double figures and 4-0 when he pulled down double-digit rebounds ... had 14 blocks in the first 4 games of the season and averaged 10 points and 5 rebounds in that span ... matched a career-best with 19 points to go along with 7 rebounds and 5 blocks while going 7-of-11 from the floor vs. Temple ... racked up a pair of double-doubles over a span of 3 games ... first double-double was 12 points and 13 rebounds at Dayton, while the second came against Gardner-Webb where he poured in 17 points and 11 rebounds ... also shot a career-best 4-for-4 from 3-point land vs. Gardner-Webb ... was inserted into starting lineup against George Mason and started the rest of his games played ... was a perfect 5-of-5 for 13 points and 9 rebounds vs. Ole Miss ... set top career mark with 6 blocks against Gardner-Webb and at Missouri ... tallied a double-double with 13 points and 11 rebounds vs. Kentucky ... suffered season-ending injury at South Carolina and missed the final 7 games ... Academic Top Tiger ... member of the prestigious Southeastern Conference Men's Basketball Leadership Council.

HIGH SCHOOL AND PERSONAL DATA: Rated as a four-star prospect by ESPN ... rated as a 3-star by 247Sports, Rivals and Scout ... averaged 15.6 points, 11.2 rebounds and 6.9 blocks per game for Worth County as a senior in 2015-16 under coach Connie Mays ... three-time selection to the Albany Herald's Super Six as a sophomore, junior and senior ... the Rams finished in a three-way tie for first in the Georgia High School Region 14A standings ... averaged 19 points, 11.8 rebounds and 6.4 blocks per game for Worth County as a junior in 2014-15, recording several triple-doubles ... two-time All-Area selection by the Albany Herald ... started for the Rams each of his four years in high school ... Georgia Class 4A Sophomore of the Year by Hoopseen ... had a 4.0 GPA in advanced classes and was accepted by the Massachusetts Institute of Technology ... scored a 1670 on his SAT ... had considered Yale, Brown, Oregon State, Stanford and Georgia Tech ... son of Cinderella Lewis and Feron McLemore ... studying in Harbert College of Business ... signed national letter of intent on Nov. 11, 2015.

McLEMORE'S MISCELLANEOUS STATS

	2016-17	2017-18	2018-19	Career
Games with 10+ Pts	4	9	1	14
Games with 20+ Pts	0	0	0	0
Games 5+ 3s	0	0	0	0
Games with 5+ Reb	16	14	1	31
Games with 10+ Reb	1	4	0	5
Games with 5+ Ast	0	0	0	0
Games with 10+ Ast	0	0	0	0
Games with 5+ Blk	0	6	0	6
Games with 5+ Stl	0	0	0	0
Double-Doubles	0	3	0	3

MEASURABLES AND BAM TESTING RESULTS

Wingspan	7'0"
Reach	8'8.5"
Hand	10"
Vertical Jump	34.5"
Approach Vertical	42"
3/4 Court Sprint	3.230
Reaction Shuttle	2.933
Lane Agility Drill	10.786
185 lb Bench	17

CAREER HIGHS

Points	19 (2x) last vs. Temple (11/17/17)
Rebounds	13 at Dayton (11/29/17)
Field Goals	8 vs. Florida (2/14/17)
Field Goals Att.	11 vs. Temple (11/17/17)
3-Pt. Field Goals	4 vs. Gardner-Webb (12/6/17)
3-Pt. Field Goals Att.	4 (2x) last at Ole Miss (1/30/18)
Free Throws	7 at LSU (2/21/17)
Free Throws Att.	8 at LSU (2/21/17)
Assists	2 (3x) last vs. Gardner-Webb (12/6/17)
Steals	3 (3x) last vs. Cornell (12/30/17)
Blocks	6 (2x) last at Missouri (1/24/18)
Minutes	30 vs. Kentucky (2/14/18)

2018-19 McLEMORE GAME-BY-GAME

Opp.	Start	Min.	FG-A	3FG-A	FT-A	O-D-T	PF	A	TO	BLK	STL	PTS
S. Alabama *		21	5-7	0-2	1-3	3-5-8	4	1	1	3	0	11
Washington *		24	2-6	1-3	1-2	2-2-4	1	1	0	1	1	6
Miss. Col.												
Xavier												
TBD												
TBD												
St. Peter's												
UNCA												
Dayton												
UAB												
NC State												
Murray St.												
North Fla.												
Ole Miss												
Georgia												
Texas A&M												
Kentucky												
S. Carolina												
Miss. St.												
Missouri												
Alabama												
Florida												
LSU												
Ole Miss												
Vanderbilt												
Arkansas												
Kentucky												
Georgia												
Miss. St.												
Alabama												
Tennessee												

McLEMORE'S CAREER STATISTICS

Year	GP-GS	Min-Avg	FG-FGA	Pct	3FG-A	Pct	FT-FTA	Pct	Off-Def-Tot--Avg	PF-FO	Ast	TO	Blk	Stl	Pts	Avg
2016-17	32-1	483-15.1	69-101	.683	1-1	1.000	35-58	.603	54-89-143--4.5	76-0	5	28	37	13	174	5.4
2017-18	27-21	525-19.4	74-139	.532	18-46	.391	35-48	.729	49-93-142--5.3	70-1	14	24	73	20	201	7.4
2018-19	2-2	45-22.5	7-13	.538	1-5	.200	2-5	.400	5-7-12--6.0	5-0	2	1	4	1	17	8.5
TOTAL	61-24	1053-17.3	150-253	.593	20-52	.385	72-111	.649	108-189-297--4.9	151-1	21	53	114	34	392	6.4

41


COLE BLACKSTOCK

6-9 • 220

Sr. • F

Killen, Ala.

(Brooks HS)



2017-18 (Junior): Averaged 0.3 points, 0.3 rebounds and 0.1 blocks per game in 1.5 minutes per game off the bench ... was a perfect 4-for-4 from the charity stripe ... first action of the season came in the season opener against Norfolk State where he pulled down a rebound in 2 minutes of action ... buried a pair of free throws in 3 minutes vs. Cornell ... logged 5 appearances in SEC play, including the final 3 games of the regular season ... knocked down 2 shots from the charity stripe and grabbed a rebound vs. LSU ... made 2 appearances in postseason play, including in the NCAA Tournament against Clemson.

HIGH SCHOOL AND PERSONAL DATA: Four-year letterman in basketball ... averaged 17 points, and 8 rebounds per game as a senior at Brooks High School under coach Brian Wright ... played four games as a junior before season-ending injury ... averaged 8 points and 4.5 rebounds per game as a sophomore ... full name is Cole Edward Blackstock ... son of Eric Blackstock and Kristi Blackstock ... has two sisters, Jessi and Erica ... studying in Ginn College of Engineering.

CAREER HIGHS

Points	3 vs. Vanderbilt (2/13/16)
Rebounds	2 vs. Coastal Carolina (12/15/16)
Field Goals	1 vs. Vanderbilt (2/13/16)
Field Goals Att.	1 vs. Vanderbilt (2/13/16)
3-Pt. Field Goals	-
3-Pt. Field Goals Att.	-
Free Throws	2 (3x) last vs. LSU (1/27/18)
Free Throws Att.	2 (3x) last vs. LSU (1/27/18)
Assists	-
Steals	-
Blocks	1 vs. Cornell (12/30/17)
Minutes	3 (4x) last vs. Cornell (12/30/17)

2018-19 BLACKSTOCK GAME-BY-GAME

Opp.	Start	Min.	FG-A	3FG-A	FT-A	O-D-T	PF	A	TO	BLK	STL	PTS
S. Alabama		2	0-0	0-0	0-0	0-0-0	1	0	0	0	0	0
Washington		2	0-0	0-0	0-0	0-0-0	1	0	0	0	0	0
Miss. Col.												
Xavier												
TBD												
TBD												
St. Peter's												
UNCA												
Dayton												
UAB												
NC State												
Murray St.												
North Fla.												
Ole Miss												
Georgia												
Texas A&M												
Kentucky												
S. Carolina												
Miss. St.												
Missouri												
Alabama												
Florida												
LSU												
Ole Miss												
Vanderbilt												
Arkansas												
Kentucky												
Georgia												
Miss. St.												
Alabama												
Tennessee												

BLACKSTOCK'S MISCELLANEOUS STATS

	2015-16	2016-17	2017-18	2018-19	Career
Games with 10+ Pts	0	0	0	0	0
Games with 20+ Pts	0	0	0	0	0
Games 5+ 3s	0	0	0	0	0
Games with 5+ Reb	0	0	0	0	0
Games with 10+ Reb	0	0	0	0	0
Games with 5+ Ast	0	0	0	0	0
Games with 10+ Ast	0	0	0	0	0
Games with 5+ Blk	0	0	0	0	0
Games with 5+ Stl	0	0	0	0	0
Double-Doubles	0	0	0	0	0

BLACKSTOCK'S CAREER STATISTICS

Year	GP-GS	Min-Avg	FG-FGA	Pct	3FG-A	Pct	FT-FTA	Pct	Off-Def-Tot--Avg	PF-FO	Ast	TO	Blk	Stl	Pts	Avg
2015-16	5-0	9-1.8	1-1	1.000	0-0	.000	3-3	1.000	0-0-0--0.0	2-0	0	0	0	0	5	1.0
2016-17	3-0	4-1.3	0-0	.000	0-0	.000	0-0	.000	0-2-2--0.7	2-0	0	0	0	0	0	0.0
2017-18	13-0	19-1.5	0-0	.000	0-0	.000	4-4	1.000	0-4-4--0.3	5-0	0	0	1	0	4	0.3
2018-19	2-0	4-2.0	0-0	.000	0-0	.000	0-0	.000	0-0-0--0.0	2-0	0	0	0	0	0	0.0
TOTAL	23-0	36-1.6	1-1	1.000	0-0	.000	7-7	1.000	0-6-6--0.3	11-0	0	0	1	0	9	0.4

50


AUSTIN WILEY

6-11 • 260

Jr. • C

Hoover, Ala.

(Calusa Prep)



2017-18 (Sophomore): Tapped to the Kareem Abdul-Jabbar Watch List ... did not see any game action ... declared for the NBA Draft without the intention of hiring an agent on April 10.

2017 USA U19 WORLD CUP TEAM: Selected and named the team captain for the 12-member USA Basketball U19 World Cup Team to play in the FIBA World Cup in Cairo, Egypt, July 1-9, 2017 ... only American and one of seven players to average a double-double in the tournament with 10.3 points and 10.9 rebounds in only 19.9 minutes per game as the United States won the bronze medal, finishing 6-1 ... shot 50 percent from the field ... started all seven games ... his 40-minute per game average would be 20.5 points and 21.7 rebounds ... had three double-doubles and a rebound shy of four double-doubles in seven games ... 19 points and 10 rebounds to lead USA to an 81-59 victory over Germany in the quarterfinals ... 16 points and a game-high 16 rebounds in a 109-68 victory over Angola ... 13 points and a game-high 17 rebounds in 29:41 in a 99-87 upset loss to Canada in the semifinals ... 9 points and a game-high 14 rebounds in 21:37 vs. Italy to finish Group D play 3-0 ... 8 points and 8 rebounds and a block in 20 minutes in the 96-72 bronze medal win over Spain ... scored 15 points in the USA's 89-66 victory over Lithuania in a friendly on June 28, a day after making the 6,900-mile trip from Colorado Springs, Colo., to Washington, D.C. to Germany to Cairo.

HIGH SCHOOL AND PERSONAL DATA: Ranked 13th nationally by Scout, 16th by Rivals and 17th by 247Sports ... played on Team USA's gold medal winner at the FIBA Men's U17 World Championship in Zaragoza, Spain in summer of 2016 ... consensus five-star selection ... three-time all-state selection at Spain Park High School in Hoover, Ala. ... averaged 22 points and 12 rebounds as a junior in 2014-15 leading Spain Park to a 24-6 record and the Class 7A state finals under coach Donnie Quinn ... was named the Alabama Sports Writers Association Class 7A Player of the Year as a junior, averaging 27.1 points, 12.1 rebounds and 2.9 blocks ... selected to the ASWA Class 7A All-State first-team and to the AL.com Class 7A Super All-State first-team ... MVP of the Alabama North-South game in August 2016 ... averaged 19 points and 12 rebounds as a sophomore at Spain Park where he was named AL.com Birmingham Player of the Year Award ... selected to the ASWA Class 7A All-State first-team and AL.com Class 7A Super All-State first-team ... averaged 15 points and 10 rebounds as a freshman ... named an honorable mention ASWA Class 6A All-State selection as a freshman ... full name is Austin Jermaine Wiley ... son of former Auburn players, All-American & 1992 USA Olympian Vickie Orr and Aubrey Wiley, who led the SEC in rebounding in 1993-94 ... Vickie helped lead Auburn to two-straight NCAA Championship games in 1988 and 1989 and was inducted into the Alabama Sports Hall of Fame in 2013 ... studying in the College of Education ... signed national letter of intent on Nov. 9, 2016.

WILEY'S MISCELLANEOUS STATS

	2016-17	2017-18	2018-19	Career
Games with 10+ Pts	8	0	0	8
Games with 20+ Pts	1	0	0	1
Games 5+ 3s	0	0	0	0
Games with 5+ Reb	10	0	0	10
Games with 10+ Reb	1	0	0	1
Games with 5+ Ast	0	0	0	0
Games with 10+ Ast	0	0	0	0
Games with 5+ Blk	0	0	0	0
Games with 5+ Stl	0	0	0	0
Double-Doubles	1	0	0	1

MEASURABLES AND BAM TESTING RESULTS

Wingspan	7'5"
Reach	9'4"
Hand	11"
Vertical Jump	27.5"
Approach Vertical	32.5"
3/4 Court Sprint	3.337
Reaction Shuttle	3.036
Lane Agility Drill	12.663
185 lb Bench	16

CAREER HIGHS

Points	25 at TCU (1/28/17)
Rebounds	11 at South Carolina (1/24/17)
Field Goals	11 at TCU (1/28/17)
Field Goals Att.	13 at TCU (1/28/17)
3-Pt. Field Goals	-
3-Pt. Field Goals Att.	-
Free Throws	11 vs. Alabama (1/21/17)
Free Throws Att.	18 vs. Alabama (1/21/17)
Assists	1 (6x) last vs. Washington (11/9/18)
Steals	1 (5x) last at LSU (2/21/17)
Blocks	4 (3x) last at Georgia (3/1/17)
Minutes	26 at Georgia (3/1/17)

2018-19 WILEY GAME-BY-GAME

Opp.	Start	Min.	FG-A	3FG-A	FT-A	O-D-T	PF	A	TO	BLK	STL	PTS
S. Alabama	-dnp-											
Washington		13	2-4	0-0	1-2	0-1-1	3	1	2	0	0	5
Miss. Col.												
Xavier												
TBD												
TBD												
St. Peter's												
UNCA												
Dayton												
UAB												
NC State												
Murray St.												
North Fla.												
Ole Miss												
Georgia												
Texas A&M												
Kentucky												
S. Carolina												
Miss. St.												
Missouri												
Alabama												
Florida												
LSU												
Ole Miss												
Vanderbilt												
Arkansas												
Kentucky												
Georgia												
Miss. St.												
Alabama												
Tennessee												

WILEY'S CAREER STATISTICS

Year	GP-GS	Min-Avg	FG-FGA	Pct	3FG-A	Pct	FT-FTA	Pct	Off-Def-Tot--Avg	PF-FO	Ast	TO	Blk	Stl	Pts	Avg
2016-17	23-22	415-18.0	73-125	.584	0-0	.000	56-114	.491	52-56-108--4.7	59-1	5	41	31	5	202	8.8
2018-19	1-0	13-13.0	2-4	.500	0-0	.000	1-2	.500	0-1-1--1.0	3-0	1	2	0	0	5	5.0
TOTAL	24-22	428-17.8	75-129	.581	0-0	.000	57-116	.491	52-57-109--4.5	62-1	6	43	31	5	207	8.6

LAST GAME



Official Basketball Box Score -- Game Totals -- Final Statistics
 Washington vs Auburn
 11/09/18 8:00 pm at Auburn, Ala. (Auburn Arena)



Washington 66 • 1-1

#	Player		Total		3-Ptr		Rebounds			PF	TP	A	TO	Blk	Stl	Min
			FG-FGA	FG-FGA	FT-FTA	Off	Def	Tot								
15	Dickerson, Noah	f	6-10	0-0	0-0	3	2	5	5	12	0	5	0	1	17	
33	Timmins, Sam	f	0-0	0-0	0-0	0	1	1	3	0	0	0	0	1	11	
01	Crisp, David	g	4-6	1-3	1-2	0	2	2	1	10	1	3	0	0	29	
04	Thybulle, Matisse	g	3-7	1-4	0-0	0	2	2	2	7	5	2	2	2	34	
05	Nowell, Jaylen	g	7-9	2-2	0-2	0	3	3	2	16	2	6	0	0	29	
00	Bey, Jamal		0-0	0-0	0-0	0	0	0	1	0	0	0	0	0	6	
10	Hardy, Elijah		0-0	0-0	0-0	0	0	0	1	0	0	0	0	0	3	
11	Carter, Nahziah		4-7	1-2	7-9	0	2	2	2	16	0	1	1	2	24	
13	Wright, Hameir		0-1	0-0	1-2	0	3	3	1	1	0	1	2	1	19	
14	Penn-Johnson, Bryan		0-0	0-0	0-0	0	1	1	0	0	0	0	0	0	3	
22	Green, Dominic		1-5	1-3	1-2	0	2	2	0	4	2	0	0	1	25	
Team						0	3	3								
Totals			25-45	6-14	10-17	3	21	24	18	66	10	18	5	8	200	

FG % 1st Half:	13-27	48.1%	2nd half:	12-18	66.7%	Game:	25-45	55.6%	Deadball
3FG % 1st Half:	2-7	28.6%	2nd half:	4-7	57.1%	Game:	6-14	42.9%	Rebounds
FT % 1st Half:	2-5	40.0%	2nd half:	8-12	66.7%	Game:	10-17	58.8%	2

Auburn 88 • 2-0

#	Player		Total		3-Ptr		Rebounds			PF	TP	A	TO	Blk	Stl	Min
			FG-FGA	FG-FGA	FT-FTA	Off	Def	Tot								
05	OKEKE, Chuma	f	7-11	3-3	2-2	6	4	10	3	19	2	2	2	1	28	
24	MCLEMORE, Anfernee	f	2-6	1-3	1-2	2	2	4	1	6	1	0	1	1	24	
01	HARPER, Jared	g	3-12	3-6	4-4	1	4	5	1	13	5	2	0	0	32	
02	BROWN, Bryce	g	3-10	2-8	5-7	0	2	2	3	13	1	1	1	2	29	
10	DOUGHTY, Samir	g	6-9	2-4	4-4	2	2	4	2	18	4	3	0	4	25	
00	SPENCER, Horace		1-4	0-1	0-0	4	2	6	3	2	0	0	0	0	11	
04	DUNBAR, Malik		3-5	1-3	1-1	0	4	4	0	8	0	0	0	0	18	
12	MCCORMICK, J'Von		1-4	0-1	0-0	0	1	1	2	2	2	0	0	0	8	
14	COOK, Preston		1-1	0-0	0-0	1	0	1	0	2	0	0	0	0	1	
20	PARKER, Myles		0-2	0-1	0-1	0	0	0	1	0	0	1	0	0	2	
21	WILLIAMS, Devontae		0-1	0-1	0-0	0	0	0	0	0	0	0	0	0	2	
22	MACOY, Will		0-0	0-0	0-0	0	0	0	0	0	0	0	0	0	2	
33	MAASDORP, Chase		0-0	0-0	0-0	1	0	1	0	0	0	0	0	0	2	
41	BLACKSTOCK, Cole		0-0	0-0	0-0	0	0	0	1	0	0	0	0	0	2	
50	WILEY, Austin		2-4	0-0	1-2	0	1	1	3	5	1	2	0	0	13	
54	COLLIER, Thomas		0-1	0-0	0-0	0	0	0	0	0	0	0	0	0	1	
Team						2	0	2								
Totals			29-70	12-31	18-23	19	22	41	20	88	16	11	4	8	200	

FG % 1st Half:	16-40	40.0%	2nd half:	13-30	43.3%	Game:	29-70	41.4%	Deadball
3FG % 1st Half:	8-20	40.0%	2nd half:	4-11	36.4%	Game:	12-31	38.7%	Rebounds
FT % 1st Half:	8-9	88.9%	2nd half:	10-14	71.4%	Game:	18-23	78.3%	6

Officials: Doug Shows, Byron Jarrett, Rob Rorke
 Technical fouls: Washington-Dickerson, Noah. Auburn-None.
 Attendance: 9121

Score by periods	1st	2nd	Total
Washington	30	36	66
Auburn	48	40	88

SEASON STATS



Auburn Basketball
 Auburn Combined Team Statistics (as of Nov 09, 2018)
 All games



Overall record: 2-0 Conf: 0-0 Home: 2-0 Away: 0-0 Neutral: 0-0

#	Player	gp-gs	min	avg	Total		3-Point		F-Throw		Rebounds				pf	dq	a	to	blk	stl	pts	avg		
					fg-fga	fg%	3fg-fga	3fg%	ft-fta	ft%	off	def	tot	avg										
05	OKEKE, Chuma	2-2	58	29.0	14-22	.636	6-8	.750	5-5	1.000	12	7	19	9.5	4	0	7	7	5	4	39	19.5		
01	HARPER, Jared	2-2	62	31.0	10-25	.400	9-16	.563	4-4	1.000	1	9	10	5.0	3	0	18	3	0	2	33	16.5		
10	DOUGHTY, Samir	2-2	44	22.0	11-16	.688	4-7	.571	6-6	1.000	3	2	5	2.5	5	0	5	5	0	4	32	16.0		
02	BROWN, Bryce	2-2	56	28.0	7-22	.318	6-17	.353	5-8	.625	1	4	5	2.5	6	0	2	2	2	2	25	12.5		
04	DUNBAR, Malik	2-0	41	20.5	10-16	.625	3-8	.375	1-1	1.000	3	6	9	4.5	2	0	0	1	1	0	24	12.0		
24	MCLEMORE, Anfernee	2-2	45	22.5	7-13	.538	1-5	.200	2-5	.400	5	7	12	6.0	5	0	2	1	4	1	17	8.5		
50	WILEY, Austin	1-0	13	13.0	2-4	.500	0-0	.000	1-2	.500	0	1	1	1.0	3	0	1	2	0	0	5	5.0		
12	MCCORMICK, J'Von	2-0	25	12.5	3-9	.333	1-3	.333	0-0	.000	2	1	3	1.5	5	0	4	2	0	2	7	3.5		
00	SPENCER, Horace	2-0	29	14.5	2-7	.286	0-2	.000	0-3	.000	5	6	11	5.5	4	0	1	0	0	1	4	2.0		
14	COOK, Preston	2-0	3	1.5	1-2	.500	0-0	.000	0-0	.000	2	0	2	1.0	1	0	0	0	0	0	2	1.0		
20	PARKER, Myles	2-0	6	3.0	0-4	.000	0-2	.000	1-3	.333	0	0	0	0.0	1	0	0	1	0	0	1	0.5		
22	MACOY, Will	2-0	4	2.0	0-0	.000	0-0	.000	0-0	.000	0	0	0	0.0	0	0	0	0	0	1	0	0.0		
33	MAASDORP, Chase	2-0	4	2.0	0-1	.000	0-0	.000	0-0	.000	1	0	1	0.5	0	0	0	0	0	0	0	0.0		
41	BLACKSTOCK, Cole	2-0	4	2.0	0-0	.000	0-0	.000	0-0	.000	0	0	0	0.0	2	0	0	0	0	0	0	0.0		
21	WILLIAMS, Devontae	2-0	3	1.5	0-1	.000	0-1	.000	0-0	.000	0	0	0	0.0	0	0	0	0	0	0	0	0.0		
54	COLLIER, Thomas	2-0	3	1.5	0-2	.000	0-0	.000	0-0	.000	1	0	1	0.5	0	0	0	0	0	0	0	0.0		
Team											2	2	4											
Total.....		0	400		67-144	.465	30-69	.435	25-37	.676	38	45	83	0.0	41	0	40	24	12	17	189	0.0		
Opponents.....		0	400		42-91	.462	13-36	.361	27-39	.692	11	40	51	0.0	35	-	19	40	10	12	124	0.0		

TEAM STATISTICS

	AU	OPP
SCORING	189	124
Points per game	94.5	62.0
Scoring margin	+32.5	-
FIELD GOALS-ATT	67-144	42-91
Field goal pct	.465	.462
3 POINT FG-ATT	30-69	13-36
3-point FG pct	.435	.361
3-pt FG made per game	15.0	6.5
FREE THROWS-ATT	25-37	27-39
Free throw pct	.676	.692
F-Throws made per game	12.5	13.5
REBOUNDS	83	51
Rebounds per game	41.5	25.5
Rebounding margin	+16.0	-
ASSISTS	40	19
Assists per game	20.0	9.5
TURNOVERS	24	40
Turnovers per game	12.0	20.0
Turnover margin	+8.0	-
Assist/turnover ratio	1.7	0.5
STEALS	17	12
Steals per game	8.5	6.0
BLOCKS	12	10
Blocks per game	6.0	5.0
ATTENDANCE	16875	0
Home games-Avg/Game	2-8438	0-0
Neutral site-Avg/Game	-	0-0

Date	Opponent		Score	Att.
11/06/18	SOUTH ALABAMA	w	101-58	7754
11/09/18	WASHINGTON	w	88-66	9121

* - Conference game

Score by Periods	1st	2nd	Totals
Auburn	100	89	189
Opponents	63	61	124