

IOWA STATE CYCLONES

2018-19 WOMEN'S HOOPS NOTES



**IOWA STATE (2-0, 0-0 BIG 12)
VS. AUBURN (3-0, 0-0 SEC)**
TUES., NOV. 13 | 6:30 P.M. CST
AMES, IOWA | HILTON COLISEUM (14,384)



Radio: Cyclone Radio Network/Learfield
Talent: Chris Williams; Molly Parrott
TV: Cyclones.tv
Live Stats: Available at cyclones.com
Twitter: @CycloneWBB

2018-19 SCHEDULE/RESULTS

2-0, 0-0 Big 12 (home: 2-0, away: 0-0, neutral: 0-0)

NOVEMBER

1	Southwest Baptist (Exh.) (Ctv)	W 90-51
4	Winona State (Exh.) (Ctv)	W, 73-39
9	Niagara+ (Ctv)	W, 95-35
11	Northern Illinois+ (Ctv)	W, 70-60
13	Auburn+ (Ctv)	6:30 p.m.
18	WNIT Championship (CBS SportsNet)	3:30 p.m.
21	vs. Eastern Michigan	5 p.m.
28	at South Dakota	7 p.m.

DECEMBER

2	Arkansas& (Ctv)	2 p.m.
5	at Iowa%	7 p.m.
9	North Dakota (Ctv)	Noon
16	Drake (Ctv)	Noon
19	Prairie View A&M (Ctv)	6:30 p.m.
29	Bucknell (Ctv)	1 p.m.

JANUARY

2	*Kansas State (Ctv)	6:30 p.m.
5	*at Kansas (FSN)	1 p.m.
9	*TCU (Ctv)	6:30 p.m.
12	*Texas (Ctv)	4 p.m.
16	*at West Virginia	6 p.m.
19	*Oklahoma (Ctv)	12 p.m.
23	* at Baylor (FSSW)	7 p.m.
26	*at Oklahoma State (Ctv)	5 p.m.
29	*Texas Tech (Ctv)	6:30 p.m.

FEBRUARY

2	*at Kansas State (ESPN3)	1 p.m.
9	* West Virginia (Ctv)	6 p.m.
13	*at TCU	6:30 p.m.
16	*Oklahoma State (Ctv)	1 p.m.
20	*at Oklahoma (FS OK+)	10:30 a.m.
23	*Baylor (FSN)	3 p.m.
26	*at Texas Tech (FSSW)	6 p.m.

MARCH

2	*Texas (LHN)	7 p.m.
4	* Kansas (Ctv)	6:30 p.m.
8-11	Big 12 Championship	TBD

Home games in bold

*Big 12 Conference game

+Preseason WNIT Game

%Iowa Corn Cy-Hawk Series

&Big 12/SEC Challenge

#Phillips 66 Big 12 Championship, Oklahoma City, Okla.

\$ NCAA Championship First & Second Round

IOWA STATE QUICK FACTS

Location	Ames, Iowa
Enrollment	34,992
Nickname/Mascot	Cyclones/Cy
Colors	Cardinal & Gold
Arena	Hilton Coliseum (14,384)
President	Dr. Wendy Wintersteen
Director of Athletics	Jamie Pollard
Website	cyclones.com
Facebook	Iowa State Women's Basketball
Twitter	@CycloneWBB
Instagram	@CycloneWBB

@CYCLONEWBB HEADLINES

- The Iowa State women's basketball team (2-0, 0-0 Big 12) is set to compete in the semifinals of the Preseason WNIT against Auburn (3-0, 0-0 SEC) on Tuesday, Nov. 13 at 6:30 p.m. Iowa State is 2-0 all-time against the Tigers, having topped them most recently on Nov. 30, 2013, 68-57, in the SouthPoint Shootout in Las Vegas, Nevada.
- ISU's appearance in this year's Preseason WNIT is the program's first. Iowa State looks to become the fourth different Big 12 school to claim the Preseason WNIT crown. The Big 12 has won the Preseason WNIT four times with Kansas State winning in 2002, followed by Texas Tech in 2003 and Baylor has won the tournament twice, both in 2011 and 2015.
- Senior **BRIDGET CARLETON** (1,417) is just 33 points shy of passing Janel Grimm and Lyndsey Medders (1,449) for 10th in school history in scoring. She also needs just two blocked shots to pass Anna Prins and Tonya Burns (86) for seventh in school history.
- Carleton enters the 2018-19 season with several preseason honors under her belt. She was most recently named to the Naismith Trophy Watch List and Wooden Award Preseason Top 30 list. She also earned a place on the Preseason All-Big 12 team and was recently named to the Cheryl Miller Award watch list. Last season, Carleton was a top-10 finalist for the award.
- Through two games this season, the Cyclones have four averaging double figures. Carleton (17.5) leads the way, followed by **KRISTIN SCOTT** (12.0), **ASHLEY JOENS** (10.5) and **MADISON WISE** (10.0). Only Iowa State and Baylor have four student-athletes averaging double figures after multiple games this season.
- Iowa State leads the Big 12 in blocked shots with 15 on the season, and averaging 7.5 per contest. Both Carleton and Scott are tied for third in the Big 12, averaging 2.5 per game. ISU also ranks second in defensive rebounds per game, averaging 38.5.
- Iowa State returns three starters from last season in Carleton, **MADISON WISE** and **MEREDITH BURKHALL**. In all, Iowa State returns 73.8 percent of its scoring, 70.6 percent of its rebounding and 64.8 percent of its assists from the 2017-18 campaign.
- The 2018-19 season marks the 24th in the tenure of Bill Fennelly. Fennelly has led Iowa State to 17 NCAA Tournament appearances. Fennelly boasts a 481-253 record at Iowa State and a 647-306 record in his 29-year career as a head coach. His 647 career wins lists him in the top-15 in the NCAA among active coaches in Division I and in the top-50 winningest coaches all-time.

For more notes and information, follow us on twitter: @CycloneWBB, @ISUCoachFen

2018-19 IOWA STATE CYCLONES

Possible Starters

No-Name	Pos.	Ht.	Yr.	Hometown	Pts.	Reb.	Asst.
1-Madison Wise	F	6-1	So.	Greenfield, Ind.	10.0	3.0	1.5#
Scored in double figures in 11 games last season.							
21-Bridget Carleton	G	6-1	Sr.	Chatham, Ontario, Canada	17.5	14.0	6.5
Named to Wooden Award & Cheryl Miller Award Watch List.							
24-Ashley Joens	G	6-0	Fr.	Iowa City, Iowa	10.5	4.5	N/A
Captain of Team USA's U18 gold medal team this summer.							
32-Meredith Burkhall	F	6-3	Sr.	Urbandale, Iowa	4.0	3.0	1.0
Scored in double figures four times last season.							
33-Alexa Middleton	G	6-0	RSr.	Murfreesboro, Tenn.	6.0	1.5	2.5
Redshirt senior transfer from Tennessee.							
Off the Bench							
4-Rae Johnson	G	5-7	So.	Albertville, Minn.	1.5	3.5	7.0
10-Nia Washington	G	5-7	Jr.	Stafford, Va.	2.0	2.0	1.0
11-Jade Thurmon	G	5-8	Jr.	Lancaster, Texas	5.0	1.0	2.0
13-Adriana Camber	F	5-10	Jr.	Lund, Sweden	6.0	2.5	1.0
14-Lauren Mills	F/C	6-2	RFr.	Hobart, Tasmania, Australia	4.0	N/A	2.0
15-Inés Nezerwa	F	6-3	Sr.	Bujumbura, Burundi	9.5	5.0	1.5
25-Kristin Scott	C	6-3	So.	Kasson, Minn.	12.0	7.0	2.5*
*-blocks; #-steals							

HC: Bill Fennelly (William Penn College, 1979) Record at ISU: 481-253/23 Overall: 647-306/28
Assoc. HC: Jodi Steyer (Colorado State, 1989) Assts.: Latoja Schaben (Toledo, 1994), Billy Fennelly (Iowa State, 2007) Dir. of BB Operations: Josh Carper (Iowa State, 2007) Strength & Conditioning - WBB: Cassandra Baier (Slippery Rock, 2007), Coord. of Video & Recruiting Operations: Eddie Praley

BILL FENNELLY

Head Coach • 24th Season



Hometown: Davenport, Iowa
 College: William Penn, '79
 Wife: Deb
 Children: Billy and Steven
 Twitter: @ISUCoachFen

The dean of Big 12 women's basketball coaches, Bill Fennelly built Iowa State women's basketball into one of the nation's elite programs. He gained instant credibility with student-athletes, administrators and fans, establishing a solid foundation that was based on academics, athletics and character.

Fennelly is one of the nation's most respected coaches and his numbers bear witness to the success he has achieved in his career. He has accumulated over 600 career wins and averaged more than 21 wins per season over his 21 years at Iowa State. His teams have made 19 NCAA Championship appearances in his 25 seasons as a head coach and he ranks among the nation's top 25 active women's basketball college coaches in overall winning percentage.

Former ISU president Gregory Geoffroy and athletics director Jamie Pollard awarded Fennelly a lifetime contract following the 2006-07 campaign.

Fennelly invigorated the Iowa State women's basketball program from the first day he arrived on campus. He took a program that won just 237 games in its first 20 years and has guided it to 17 postseason appearances, a pair of NCAA Elite Eight berths, a pair of Big 12 Championship titles, a regular-season conference crown and 12 20-win seasons in his 19 years at the helm.

Three times the Cyclones have claimed a school-record 27 wins, including the 2009 Elite Eight squad. In just his second season on campus, Iowa State earned its first NCAA Championship berth and since that time the Cyclones have won 17 NCAA Championship games.

Iowa State shocked the women's basketball world when it knocked off top-seeded Connecticut to advance to the school's first NCAA Elite Eight in 1999. Ten years later, the 2009 Cyclones put their stamp on women's basketball history by overcoming a seven-point deficit with 1:30 left to defeat Michigan State and advance to the school's second NCAA Elite Eight. Under Fennelly, ISU has made five NCAA Sweet Sixteen appearances, including a streak of three straight from 1999 to 2001 and back-to-back berths in 2009 and 2010.

FENNELLY YEAR-BY-YEAR

Year	School	Record	Pct.
1988-89	Toledo	25-8	.758
1989-90	Toledo	25-7	.781
1990-91*	Toledo	24-7	.774
1991-92*	Toledo	26-6	.813
1992-93	Toledo	18-10	.643
1993-94	Toledo	24-8	.750
1994-95*	Toledo	24-7	.800
1995-96	Iowa State	17-10	.630
1996-97*	Iowa State	17-12	.586
1997-98*	Iowa State	25-8	.758
1998-99*	Iowa State	25-8	.758
1999-00*	Iowa State	27-6	.818
2000-01*	Iowa State	27-6	.818
2001-02*	Iowa State	24-9	.727
2002-03	Iowa State	12-16	.429
2003-04	Iowa State	18-15	.545
2004-05*	Iowa State	23-7	.767
2005-06	Iowa State	18-13	.581
2006-07*	Iowa State	26-9	.743
2007-08*	Iowa State	21-13	.618
2008-09*	Iowa State	27-9	.750
2009-10*	Iowa State	25-8	.781
2010-11*	Iowa State	22-11	.667
2011-12*	Iowa State	18-13	.581
2012-13*	Iowa State	24-9	.727
2013-14*	Iowa State	20-11	.645
2014-15*	Iowa State	18-13	.581
2015-16	Iowa State	13-17	.433
2016-17*	Iowa State	18-13	.581
2017-18	Iowa State	14-17	.451
2018-19	Iowa State	2-0	1.000

Toledo: overall (166-53, .758) conf. (94-24, .797)
 ISU: overall (481-253, .654) conf. (213-168, .559)
 TOTAL: overall (647-306, .678) conf. (307-193, .614)
 *NCAA Tournament

⇒ STREAKS AND TRENDS

- Iowa State has hit 200 3-pointers in a season for an NCAA record 15-straight years (2003-04-present). Iowa State netted nine triples in the season opener against Niagara.
- Iowa State has won 24-straight season openers under head coach Bill Fennelly.
- **BRIDGET CARLETON** scored in double figures in 33-straight games, and recorded two-straight double-doubles.
- The Cyclones hit at least five threes in 192 of the last 219 games.
- Iowa State has hit a 3-pointer in 737-consecutive games. In that time (since Feb. 18, 1995), ISU has hit 5,765 threes. That is equal to 7.82 three-pointers per game for the last 22 years.
- The Cyclones have finished in the upper half of the Big 12 in eight of the last 10 seasons.
- The Cyclones have made 10 of the last 12 NCAA Tournaments, one of just 19 teams nationally to do so.

⇒ IOWA STATE TEAM QUICK FACTS

- Iowa State has 14 players on its roster from eight different states (Iowa, Ohio, Minnesota, Utah, Indiana, Tennessee, Texas and Virginia) and four different countries (Canada, Australia, Burundi and Sweden).
- Iowa State returned three starters from last season in Carleton, Wise and Burkhall. In all, Iowa State returns 73.8 percent of its scoring, 70.6 percent of its rebounding and 64.8 percent of its assists for the 2017-18 campaign.
- Carleton was named preseason All-Big 12 for the 2018-19 season and she was also named to the Cheryl Miller Award Watch List for the second-straight season.

BRIDGET CARLETON

- Named an Honorable Mention All American by the Associated Press.
- Named a Cheryl Miller Award Top-10 Finalist in 2017-18 & is a member of the initial watch list this season.
- Named to the 2018 Wooden Award & Naismith Trophy Watch Lists.
- Was named to the Canadian National Team last summer and competed for Canada Basketball in the FIBA AmeriCup in 2017-18 and the Women's World Cup this season.
- Currently third in the Iowa State career record book in free-throw percentage, connecting on 85.1 percent of her shots at the charity stripe.
- She is tied for fifth all-time in ISU history in career scoring average, netting 15.5 points per game.
- She is a two-time unanimous selection to the All-Big 12 first team.
- She was the only freshman in 2015-16 to earn an honor-



⇒LAST TIME OUT

- The Iowa State women's basketball team topped Northern Illinois 70-60 to advance to the semifinals of the Preseason WNIT.
- Iowa State outrebounded the Huskies 52-45 and blocked 10 shots en route to the win.
- **BRIDGET CARLETON** led the Cyclone effort with another double-double with 21 points, 13 rebounds, six assists and four blocks. **KRISTIN SCOTT** netted 15 points and hauled in seven rebounds, while adding a pair of blocks. **MADISON WISE** rounded out the Cyclones in double figures with 12 points and six rebounds.

⇒CARLETON CLIMBING ISU RECORD BOOKS

- Carleton has positioned herself well coming into her senior campaign to continue to climb the ISU record books in multiple categories. Carleton's impact on all sides of the ball and ability to stuff a stat sheet has made her one of the more versatile Cyclones in school history. She enters her senior campaign with 1,382 points, 561 rebounds, 209 assists, 132 steals and 81 blocks. No Cyclone has ever tallied over 1,000 points, 500 rebounds, 200 assists, 100 steals and 100 blocks in their career.

CAREER POINTS

9th	Stacy Frese	1,494
10th	Lyndsey Medders/Janel Grimm	1,449
12th	Bridget Carleton	1,417

CAREER SCORING AVERAGE

2nd	Angie Welle	16.3
3rd	Tonya Burns	15.7
4th	Bridget Carleton	15.6
	Stacy Frese	15.6

CAREER REBOUNDING AVERAGE

7th	Megan Taylor/Pat Hodgson	7.3
9th	Janel Grimm/London Reile	7.1
---	Bridget Carleton	6.5

BLOCKED SHOTS

6th	Monica Huelman	95
7th	Stephannie Smith	92
8th	Anna Prins/Tonya Burns	87
9th	Bridget Carleton	86

FREE THROW PERCENTAGE

1st	Kelsey Bolte	.879 (211-240)
2nd	Jadda Buckley	.867 (326-376)
3rd	Bridget Carleton	.855 (288-337)



BIG 12 ROUNDUP- 2018-19

	Big 12	Overall
Baylor		3-0
Iowa State		2-0
Oklahoma State		2-0
TCU		2-0
Texas Tech		2-0
West Virginia		2-0
Kansas		1-0
Oklahoma		1-0
Texas		1-0
Kansas State		0-0
*as of 11/12/18		

BIG 12 CONFERENCE PLAYER OF THE WEEK

- N12
- N19
- N26
- D3
- D10
- D17
- D26
- D31
- J7
- J14
- J21
- J28
- F4
- F11
- F18
- F25
- M4

BIG 12 CONFERENCE FRESHMAN OF THE WEEK

- N12
- N19
- N26
- D3
- D10
- D17
- D26
- D31
- J7
- J14
- J21
- J28
- F4
- F11
- F18
- F25
- M4

FOLLOW THE CYCLONES ON CYCLONES.TV

Cyclones.tv will broadcast 19 home games throughout the 2018-19 season including the exhibition games. In addition to the games, viewers will also get postgame press conferences, Monday press conferences and many other special features during the season.

CHANNEL LISTINGS:

W/Digital Cable Box - HD: 798; SD: 165.
Without Digital Cable Box - SD: 68.2

IOWA STATE...**Against non-conference foes:** 2-0**Against Big 12 foes:** 0-0**Against postseason foes:** 0-0**When outrebounded opponent:** 2-0**When outrebounded by opponent:** 0-0**When rebounds are tied:** 0-0**When ahead at half:** 2-0**When opponent is ahead at half:** 0-0**When game is tied at the half:** 0-0**When shoots 50 percent or better:** 1-0**When shoots less than 50 percent:** 1-0**When shoots better than opponent:** 2-0**When shoots worse than opponent:** 0-0**When shoots the same as opponent:** 0-0**When commits more TO than opponent:** 1-0**When commits less TO than opponent:** 1-0**When commits same number of TO:** 0-0**When scores 69 points or less:** 0-0**When scores 70-79 points:** 1-0**When scores 80-89 points:** 0-0**When scores 90-99 points:** 1-0**When scores 100 points or more:** 0-0**When opponent scores 69 points or less:** 2-0**When opponent scores 70-79 points:** 0-0**When opponent scores 80-89 points:** 0-0**When opponent scores 90-99 points:** 0-0**When opponent scores 100 points:** 0-0**When game is decided by five or less points:** 0-0**When game is decided by 6-10 points:** 1-0**When game is decided by 11 or more points:** 1-0**When reaching 40 points first:** 2-0**When opponent reaches 40 points first:** 0-0**When leading with five minutes left:** 2-0**When trailing with five minutes left:** 0-0**When game is tied with five minutes left:** 0-0**When leading with one minute left:** 2-0**When trailing with one minute left:** 0-0**When game is tied with one minute left:** 0-0**When outscoring opponents' bench:** 1-0**When opponents' bench outscores ISU:** 0-0**When both benches score same:** 1-0**When making more FT than opponent:** 1-0**When making less FT than opponent:** 1-0**When making same number of FT:** 0-0**When making 15 or more free throws:** 0-0**When making less than 15 free throws:** 1-0**When opponent makes 15 or more FT:** 0-0**When opponent makes less than 15 FT:** 2-0**At home:** 2-0**On the road:** 0-0**At neutral sites:** 0-0**On Television:** 0-0**vs. AP Top-25 Teams:** 0-0**vs. AP Top-15 Teams:** 0-0**vs. AP Top-10 Teams:** 0-0**In Overtime:** 0-0**⇒ CARLETON AMONG NCAA'S ACTIVE LEADERS**

- Bridget Carleton currently ranks 28th in the NCAA among active career leaders in points, with 1,417.
- Carleton has been lights out at the free throw line throughout her career, netting 85.5 percent, which ranks third among the NCAA's active career leaders.

⇒ CARLETON NAMED TO SENIOR NATIONAL TEAM

- Senior Bridget Carleton reached one of her goals earlier in the summer when she was named to Canada's Senior Women's National Team roster for the FIBA AmeriCup. Carleton competed for Canada in the AmeriCup and hopes to make the Olympic roster in the 2020 cycle.
- Carleton was close to making her Olympic dream a reality in 2016, but was named an alternate for Team Canada just prior to the Olympics.

⇒ JOENS CAPTURES GOLD FOR USA BASKETBALL

- Iowa State freshman Ashley Joens captured a gold medal with USA Basketball this summer in the FIBA U18 Americas Women's Championship.
- Joens, who was the second-leading scorer for Team USA throughout the tournament, is the first Iowa State women's basketball player to capture a Gold medal with USA Basketball. She also served as the captain for Team USA, averaging 10.7 points, 4.5 rebounds, 2.2 assists and 1.3 steals.

⇒ REIGNING FROM THREE

- The 3-point shot continues to be a staple of Iowa State women's basketball in the Fennelly era, with Iowa State knocking down more 3-pointers than anyone in the nation over the course of the last 23 seasons.
- No team in the NCAA has attempted or made as many 3-pointers than Iowa State since the 1995-96 season and Iowa State's 5,756 3-pointers made and 16,314 3-pointers attempted reign supreme.
- Iowa State has also knocked down more 3-pointers per game than anyone in Division I, with 7.84 3's made per game, one more than second-place Villanova (6.83 per game).
- Even more impressive, ISU's 5,756 3's made is 300 more than second-place UConn's 5,449. However, ISU accomplished the feat in 118 fewer game than the Huskies.
- Over the last 23 seasons, the Cyclones rank seventh in all of D-I in 3-point percentage, making 35.3 percent of their shots from deep.
- The Cyclones own the NCAA's longest streak in NCAA Division I basketball of seasons with 200 or more 3-pointers made. ISU has made 200 3-pointers every year since 2003-04, which is 15 seasons.
- Since 1995-96, Iowa State has netted 200 or more 3's in 20 of its 23 seasons and over 170 schools in NCAA DI have never hit more than 200 3's in a season.

⇒ CYCLONES MAINTAIN ONE OF LONGEST TENURED STAFFS IN DI

- The Iowa State women's basketball coaching staff holds one of the longest tenured coaching staffs in the country, ranking third nationally.
- The Iowa State staff of Head coach Bill Fennelly, associate head coach Jodi Steyer, assistants Latoja Schaben and Billy Fennelly along with director of operations Josh Carper have worked together for seven-straight years.
- Their seven-year run sits behind Oklahoma and UCLA with eight-straight years. The Cyclones are tied with Tulane and Texas A&M at seven.

⇒ TOP-5 IN ATTENDANCE

- The Cyclones once again finished the season third in attendance nationally with 9,106 fans per game, marking the 10th straight year ISU has finished in the top-5.
- Iowa State has ranked in the top-10 in attendance for 18 straight seasons as well.
- Only South Carolina and Tennessee outdrew the Cyclones in fans per game on the season.

⇒ #HILTONMAGIC

- The Cyclones have been phenomenal at home during Fennelly's tenure, compiling a 302-64 record (.824) in Hilton Coliseum, including a 153-5 (.968) mark against regular-season nonconference opponents. Iowa State has gone undefeated at home three times, most recently during the 2004-05 season.

⇒ FREE HOOPS

- Iowa State is 20-13 in overtime games under head coach Bill Fennelly and 27-22 overall. In its last overtime game, Iowa State topped Kansas 71-69. ISU has won five of its last six home overtime games, but lost its last two on the road.

⇒ ONE OF THE FEW

- Very few women's basketball programs across the country have enjoyed the postseason success the Cyclones have enjoyed over the last 10 years. Iowa State is one of just 19 teams to make 10 of the last 12 NCAA Tournaments.

TWITTER TRACKER

Tweets from @CycloneWBB...

- All-American @bridgecarleton returns for her senior season with the #Cyclones, and her first three seasons were full of highlights. We can't wait to see what's next.

#MadeForThis

- We are thrilled to get to compete in the Big 12 Tournament in Kansas City again from 2020-24! #HiltonSouth

- Congratulations to @bridgecarleton on making the Cheryl Miller Award Watchlist for the second-straight season!

-

CAREER RECORD BOOK CHASERS

	<u>Has</u>	<u>Ranks...</u>
Bridget Carleton	1,417 Points	12th all-time
Bridget Carleton	86 Blocks	9th all-time
Bridget Carleton	.855 FT %	3rd all-time
Bridget Carleton	15.6 scoring average	tied for 4th

SINGLE-SEASON RECORD BOOK CHASERS

Has Ranks,...

NATIONAL POLLS**Associated Press USA Today Coaches**

Week 1	Preseason
1. Notre Dame	1. Notre Dame
2. UConn	2. UConn
3. Oregon	3. Oregon
4. Baylor	4. Louisville
5. Louisville	5. Baylor
6. Mississippi State	6. Mississippi State
7. Stanford	7. Stanford
8. Oregon State	8. Texas
9. Maryland	9. Oregon State
10. South Carolina	10. Maryland
11. Texas	11. South Carolina
12. Tennessee	12. Tennessee
13. Iowa	13. Georgia
14. Georgia	14. Missouri
15. DePaul	15. DePaul
16. Missouri	16. North Carolina State
17. NC State	17. Iowa
18. Syracuse	18. Syracuse
19. Marquette	19. Marquette
20. Texas A&M	20. Duke
21. South Florida	21. South Florida
22. Arizona State	22. Texas A&M
23. California	23. UCLA
24. Miami	24. Miami
25. Minnesota	25. West Virginia

WHERE IOWA STATE RANKS NATIONALLY (NCAA STATISTICS AS OF 11-9-18)

CATEGORY	RANK	ACTUAL	NATIONAL LEADER	ACTUAL
Scoring Offense	132	67.0	UConn	89.4
Scoring Defense	26	95.0	Yale	160.0
Scoring Margin	7	35.0	Savannah St.	26.0
Field-Goal Percentage	6	60.0	Savannah St.	129.0
Field-Goal Percentage Defense	16	54.4	Saint Mary's (CA)	68.0
Free-Throw Percentage	11	22.6	North Texas	17.2
Rebound Margin	114	70.6	Northern Ill.	96.7
Three-Point Field Goals Per Game	51	15.0	Bryant	36.0
Three-Point Field-Goal Percentage	59	9.0	3 teams	15.0
Assists Per Game	64	39.1	Col. of Charleston	68.4
Blocked Shots Per Game	16	24.0	Utah Valley	41.0
Steals Per Game	59	5.0	New Mexico	16.0
Turnovers Per Game	105	10.0	Savannah St.	44.0
Personal Fouls Per Game	43	13.0	South Carolina St.	3.0
Assist Turnover Ratio	31	13.0	5 Teams	8.0
Turnover Margin	16	1.85	Idaho	3.33
Three Pt FG Defense	55	7.0	Savannah St.	43.0
Fewest Turnovers	73	21.7	Santa Clara	5.3
Fewest Fouls	36	13.0	South Carolina St.	3.0
Free Throw Attempts	26	13.0	5 Teams	8.0
Free Throws Made	68	34.0	Morgan St.	69.0
Turnovers Forced	57	24.0	Morgan St.	46.0
Three-Point Field Goals Made	116	20.0	Savannah St.	57.0
Assists	114	9.0	Miami (FL)	28.0
Blocked Shots	71	24.0	Baylor	66.0
Rebounds	102	5.0	Mississippi St.	19.0
Rebounds Per Game (349 ranked)	174	46.0	2 Teams	126.0
	94	46.0	Bryant	101.0

2018-19 MISCELLANEOUS STATS

⇒ BENCH SCORING

	Points PPG	Pct. of Scoring
ISU	69 34.5	41.8
Opp.	30 15.0	31.5

Season High - 44 - vs. Niagara
Opponent Season High - 25 vs. Northern Illinois

⇒ POINTS OFF TURNOVERS

	Points PPG
ISU	44 22.0
Opp.	18 9.0

Season High - 32 - Niagara
Opp. Season High - 10 - Northern Illinois

⇒ SECOND-CHANCE POINTS

	Points PPG
ISU	18 9.0
Opp.	18 9.0

Season High - 13 - Niagara
Opp. Season High - 13 - Northern Illinois

⇒ POINTS IN THE PAINT

	Points PPG
ISU	90 45.0
Opp.	32 16.0

Season High - 44.0 - Niagara
Opp. Season High - 16.0 - Northern Illinois

⇒ FASTBREAK POINTS

	Points PPG
ISU	18 9.0
Opp.	8 4.0

Season High - 14 - Niagara
Opp. Season High - 4 - Niagara

⇒ LARGEST LEADS OVERCOME

⇒ LARGEST LEAD OF SEASON

61 vs. Niagara

⇒ OPENING TIPOFFS CONTROLLED

Iowa State	2
Opponents	-

⇒ CHARGES TAKEN

Alexa Middleton - 1
Ashley Joens - 1

⇒ 2018-19 DOUBLE-DIGIT EFFORTS

	Pts.	RB	Ast.	Pts./RB	Pts./Ast.	20+	P/R/A
Burkhill	-	-	-	-	-	-	-
Carleton	2	2	-	2	-	-	-
Camber	-	-	-	-	-	-	-
Joens	1	-	-	-	-	-	-
Nezerwa	1	-	-	-	-	-	-
Scott	1	-	-	-	-	-	-
Wise	1	-	-	-	-	-	-
Middleton	-	-	-	-	-	-	-

⇒ SHOOTING PERCENTAGE IN A HALF

High	ISU 57.5 (19-33) (1st half vs. Niagara)
Opp.	26.4 (9-34) (2nd half vs. Niagara)

⇒ Low

ISU	38.7 (12-31) (2nd half vs. Northern Illinois)
Opp.	17.8 (5-28) (1st half vs. Niagara)

⇒ RECORD WITH STARTERS

⇒ DOUBLE-DIGIT SCORING RECORDS

1 player	
2 players	
3 players	2-0
4 players	
5 players	
6 players	

⇒ STREAKS

All Opponents

Total	Won 2
Home	Won 2
Road	Won 1
Neutral	Lost 1

⇒ Big 12 Conference Opponents

Total	Lost 1
Home	Lost 1
Road	Won 1
Neutral	Lost 1

⇒ Non-Conference Opponents

Total	Won 5
Home	Won 5
Road	Lost 4
Neutral	Lost 1

⇒ AP Top-25 ranked Teams

Total	Lost 4
Home	Lost 4
Road	Lost 1
Neutral	Lost 1

- Last win over ranked team: Jan. 24, 2018 - #19 OSU, 78-69
- Last home win over ranked team: Jan. 21, 2017 - #22 K-State, 75-69
- Last road win over ranked team: Jan. 24, 2018 - #19 OSU, 78-69
- Last neutral win over ranked team: Nov. 26, 2010 - #25 TCU, 64-59

CAREER MISCELLANEOUS STATS

⇒ CAREER PRODUCTION

Player	Games With				Pts./Reb.	Pts./Ast.
	10-14	15-19	20-29	30+		
Burkhill	19	7	2	0	4	0
Carleton	30	22	17	6	11	0
Camber	6	1	1	0	0	0
Joens	0	1	0	0	0	0
Nezerwa	1	0	0	0	0	0
Wise	4	7	1	0	2	0
Johnson	3	0	0	0	0	0
Scott	1	2	0	0	1	0

⇒ Rebounds

Player	Games With		
	10-14	15-19	20+
Carleton	10	2	0
Burkhill	7	0	0
Wise	1	1	0
Scott	3	0	0

⇒ Assists

Player	Games With		
	5-9	10-14	15+
Carleton	14	0	0
Johnson	3	0	0

⇒ GAMES LEADING IOWA STATE IN...

Scoring	Season Career
Carleton	1 37
Joens	1 1
Burkhill	0 6
Wise	0 5
Camber	0 1

⇒ Rebounding

Carleton	2 33
Burkhill	0 11
Scott	0 9
Wise	0 6
Camber	0 2

⇒ Assists

Carleton	1 14
Johnson	2 6
Wise	0 1
Scott	0 1
Camber	0 1

⇒ Steals

Carleton	0 38
Burkhill	0 11
Wise	1 2
Johnson	0 6
Scott	0 1
Camber	0 4

⇒ Blocks

Burkhill	0 25
Carleton	1 31
Camber	0 3
Scott	1 8
Wise	0 6
Johnson	0 2

⇒ DOUBLE-DOUBLES

Carleton	2	11 (11 pt/rbd)
Burkhill	0	4 (4 pt/reb)
Scott	0	1 (1 pt/reb)
Wise	0	2 (2 pt/reb)

TRIPLE-DOUBLES

THE LAST TIME (TEAM)...**Scoring**

Less than 40 points
39 at Baylor, 1/9/13
Less than 50
49 at West Virginia, 1/7/17
More than 90
95 vs. Niagara, 11/9/18
More than 100
105 vs. Arkansas State, 11/27/16
110+ points
113 vs. IPFW, 11/29/04
Six players with 10 points
6 vs. New Orleans, 12/4/16
(Buckley, Carleton, Burkhall, Durr, Camber, Ricketts)
Three players with 20 points
3 at Kansas, 2/9/11
(Bolte 26, Christofferson 21, Poppens 20)

Opponent Scoring

Less than 30 points
27 vs. Columbia, 12/12/10
Less than 40
35 vs. Niagara, 11/9/18
Less than 50
49 vs. Texas Tech, 3/2/18
More than 90
97 vs. Idaho, 11/28/15
More than 100
101 at Oklahoma, 1/15/95
110+ points
122 at Drake, 2/23/81

Margin of Victory

Won by 1 point
58-57 at Texas, 1/25/15
Won by 2 points
71-69 vs. Kansas, 12/28/17
Won by 20+
25 (74-49) vs. Texas Tech, 3/2/18
Back-to-back 20+ points
23 (89-66) vs. UC Riverside, 12/17/17
28 (75-47) vs. Nicholls State, 12/21/17
Won by 30+ points
60 (95-35) vs. Niagara, 11/9/18
Back-to-back 30+ points
33 (74-51) vs. Savannah State, 11/22/16
52 (105-53) vs. Arkansas State, 11/27/16
Won by 40+
60 (95-35) vs. Niagara, 11/9/18
Back-to-back 40+ points
46 (73-27) vs. Columbia, 12/12/10
46 (93-47) vs. Cal State Northridge, 12/20/10
Won by 50+
60 (95-35) vs. Niagara, 11/9/18
Won by 60+
60 (95-35) vs. Niagara, 11/9/18
Won by 70+
74 (110-36) vs. Simpson, 12/10/75
30+ halftime lead
35 (51-16) vs. Alabama State, 12/30/12
Single-overtime win
71-69 vs. Kansas, 12/28/17
Double-overtime win
84-77 at Colorado, 1/13/10

Opponent Margin of Victory

Won by 1 point
63-62 vs. OSU, 1/31/15
Won by 2 points
54-52 at West Virginia, 2/21/15
Won by 20+
23 (75-52) vs. TCU, 1/30/18
Back-to-back 20+ points
23 (75-52) vs. TCU, 1/30/18
32 (87-55) vs. TCU, 1/30/18
Won by 30+
32 (87-55) at Texas, 1/27/18
Won by 40+
40 (89-49) at Baylor, 1/3/17
Won by 50+
50 (79-29) at Colorado, 2/19/93
Won by 60+
65 (122-57) at Drake, 2/23/81
Single-overtime win
85-81 vs. Mississippi State, 12/4/16
Double-overtime win
74-67 at Kansas, 1/11/12

Field Goal Percentage

Less than 30%
24.6% vs. Baylor, 1/17/18
Less than 40%
39.0% vs. Texas, 3/3/18
Better than 40%
46.2% vs. Northern Illinois, 11/11/18

Better than 50%
54.4% vs. Niagara, 11/9/18
Better than 60%
61.0% vs. South Dakota, 11/10/17

Opponent Field Goal Percentage

Less than 30%
22.6% vs. Niagara, 11/9/18
Less than 40%
30.8% vs. Northern Illinois, 11/11/18
Better than 40%
42.4% vs. Texas, 2/24/18
Better than 50%
55.2% vs. Texas, 3/3/18
Better than 60%
60.0% vs. Oklahoma, 2/27/16

Free Throw Percentage

Less than .500
42.9 (3-7) vs. Northern Illinois, 11/11/18
Better than .900
93.8 (15-16) vs. Baylor, 1/17/18

Opponent Free Throw Percentage

Less than .500
45.5 (5-11) vs. Northern Illinois, 11/11/18
Better than .900
91.3 (21-23) at Oklahoma State, 1/24/18

Baskets Made

30+ field goals made
30 vs. Northern Illinois, 11/11/18
10+ 3-point field goals made
10 vs. Kansas, 2/27/18
15+ 3-point field goals made
15 at Kansas State, 2/3/18
Did not make a 3-pointer
(0-0) at Missouri, 2/16/95
Made 30+ free throws
(30-35) vs. Texas, 2/22/14
Attempted 45+ free throws
(37-49) vs. Iowa, 12/12/13
Attempted less than five free throws
(2-4) vs. Baylor 3/4/14

Opponent Baskets Made

30+ field goals made
32 vs. Texas, 3/3/18
10+ 3-point field goals made
10 at TCU, 2/14/18
15+ 3-point field goals made
15 vs. Syracuse*, 3/18/17
Did not make a 3-pointer
(0-3) at Oklahoma, 2/11/09
Made 30+ free throws
(30-44) vs. Drake, 12/7/94
Attempted 45+ free throws
(32-47) at Nebraska, 2/24/90
Attempted less than five free throws
(3-3) vs. Texas State, 11/26/15

Rebounds

40+ rebounds
46 (12 off/34 def) vs. Niagara, 11/9/18
50+ rebounds
55 (14 off/41 def) at Kansas State, 2/3/18
20+ rebounding margin
+25 (61/38) vs. UMKC, 11/20/17
30+ rebounding margin
+31 (62/31) vs. Sacred Heart, 12/21/16

Opponent Rebounds

40+ rebounds
42 (10 off/32 def), Texas Tech, 3/2/18
50+ rebounds
50 (15 off/35 def) at West Virginia, 1/7/18
20+ rebounding margin
+39 (64/25) vs. Baylor, 2/20/16

Steals

10+ steals
10 vs. Niagara, 11/9/18
More than 15 steals
18 vs. Niagara, 12/29/08

Opponent Steals

10+ steals
10 at Baylor, 1/3/17
More than 15 steals
20 vs. Green Bay*, 3/17/12

Assists

20+ assists
24 vs. Niagara, 11/9/18

More than 25 assists
25 at Kansas State, 2/3/18

Opponent Assists

20+ assists
24 vs. Texas, 3/3/18
More than 25 assists
31 at Baylor, 1/13/15

Turnovers

Less than 5 turnovers
1 vs. Kansas State, 2/24/16
15+ turnovers
15 at TCU, 2/14/18
25+ turnovers
27 vs. North Dakota, 11/18/12

Opponent Turnovers

Less than 5 turnovers
4 at Texas A&M, 2/20/08
15+ turnovers
20 vs. Niagara, 11/9/18
25+ turnovers
27 vs. N.C. Central, 12/10/17

Blocked Shots

10+ blocked shots
10 vs. Northern Illinois, 11/11/18

Opponent Blocked Shots

10+ blocked shots
10 vs. Baylor, 1/17/18

THE LAST TIME (INDIVIDUAL)...**Scoring**

40 points
41, Lindsey Wilson vs. Colorado, 2/26/03

30 points

39, Bridget Carleton at Oklahoma State, 1/24/18

Opponent Scoring

40 points
41, Brittney Griner, Baylor, 3/3/12
30 points
30, Loryn Goodwin, at Oklahoma State, 1/24/18

Shooting

10+ field goals
10, Bridget Carleton at TCU, 2/14/18
15+ field goals
16, Bridget Carleton at Oklahoma State, 1/24/18

Opponent Shooting

10+ field goals
10, Ariel Atkins vs. Texas, 3/3/18

3-point Shooting

5+ 3-point field goals
5, Madison Wise vs. Oklahoma State, 2/10/18

Opponent 3-point Shooting

5+ 3-point field goals
5, Ariel Atkins, vs. Texas, 3/3/18

Miscellaneous

20+ rebounds
23, Angie Welle vs. Colorado, 2/9/02
15+ rebounds
15, Bridget Carleton vs. Niagara, 11/9/18
10+ assists
13, Emily Durr at Kansas State, 2/3/18
5+ steals
5, Bridget Carleton vs. WVU, 1/20/18
5+ blocks
6, Claire Ricketts at TCU, 2/14/18
Triple-Double
14 pts-10 reb-11 ast, Nikki Moody vs. Wyoming, 11/29/14
Double-Double
21 points-13 rebounds, Bridget Carleton vs. Northern Illinois, 11/11/18

Opponent Miscellaneous

20+ rebounds
21, Courtney Paris, Oklahoma, 3/10/07
15+ rebounds
15, Lauren Cox, vs. Baylor, 1/17/18
10+ assists
10, Kaylee Page, Kansas State, 2/24/16
5+ steals
5, Alexis Peterson, vs. Syracuse*, 3/18/17
5+ blocks
9, Lauren Cox, vs. Baylor, 1/17/18

*NCAA Tournament Game

BY QUARTER STATS

TEAM

TEAM

Points	30 - 3rd quarter vs. Oklahoma State, 2/10/18 4th quarter at Oklahoma State (1/24/18) 4th quarter vs. New Orleans (12/4/16) 3rd quarter vs Arkansas State (11/27/16) 3rd quarter vs Hampton (11/13/15)
Rebounds	21 - 2nd quarter vs Sacred Heart (12/21/16)
Assists	9 - 3rd quarter vs Kansas State (12/30/15)
Steals	6 - 2nd quarter vs. UAPB (12/13/15) 3rd quarter at Oklahoma State (1/20/16)
Blocks	5 - 1st quarter vs Iowa (12/11/15) 1st quarter vs Northern Arizona (12/22/16)
FGM	12 - 3rd quarter vs. Northern Illinois (12/11/16) 1st quarter vs. UCSB (11/11/16)
FGA	23 - 3rd quarter vs. Northern Illinois (12/11/16)
FG%	81.8% - 4th quarter vs. South Dakota (11/13/17)
3PM	7 - 2nd quarter vs Hampton (11/13/15)
3PA	13 - 4th quarter vs Kansas State (2/24/16)
3P%	100% - 2nd quarter vs. New Orleans (12/4/16)
FTM	14 - 4th quarter vs. Oklahoma (1/30/16)
FTA	18 - 4th quarter vs. Oklahoma State (1/24/18)
Turnovers	8 - 2nd quarter at Texas Tech (1/17/16) 1st quarter at Kansas (2/2/16)

INDIVIDUAL

Points	19 - Bridget Carleton in 4th quarter vs South Dakota (11/10/17)
Rebounds	9 - Madison Wise 1st quarter vs UMKC (11/20/17)
Assists	6 - Jadda Buckley in 2nd quarter vs. Texas Tech (2/17/16) Jadda Buckley in 2nd quarter vs. Texas Tech (3/4/16)
Steals	3- Seanna Johnson 2nd quarter vs UNI (12/2/15) Heather Bowe in 1st quarter vs. UCSB (11/11/16)
Blocks	5- Bry Fernstrom in 3rd quarter vs Northern Arizona (12/22/15)
FGM	6- Bry Fernstrom in 3rd quarter vs Texas State (11/26/16) Meredith Burkhall in 2nd quarter vs Southern University (12/6/15)
FGA	9 - Emily Durr in 1st quarter vs Kansas State (2/11/17)
3PM	4- Bridget Carleton in 2nd quarter vs UAPB (12/13/15) Jadda Buckley in 2nd quarter vs. Kansas State (12/30/17)
3PA	5- Eight times
FTM	6- Five times
FTA	7- Bry Fernstrom in 3rd quarter vs Kansas (1/9/16)

OPPONENTS

Fewest Points	4- 1st quarter vs. Niagara (11/9/18) 1st quarter vs Kansas (1/8/17) 4th quarter vs Southern University (12/6/15)
Most Points	36- 4th quarter vs Idaho (11/28/15)
Most Rebounds	20- 1st quarter at Texas Tech (1/4/17)
Least Rebounds	2- 2nd quarter vs. New Orleans (12/4/16)
Most FGM	13- 3rd quarter vs Duke (11/27/15)
Most FGA	22- 2nd quarter vs. UC Riverside (12/17/17) 4th quarter vs. Oklahoma State (1/24/18) 3rd quarter vs Duke (11/27/15)
Least FGM	1- 3rd quarter vs. K-State (1/10/18) 1st quarter vs Kansas (1/8/17) 4th quarter vs Southern University (12/6/15) 4th quarter vs Alcorn State (12/20/15) 2nd quarter vs Texas State (2/17/16)
Highest FG%	100%- 3rd quarter at Iowa (12/7/16)
Lowest FG%	5.9%- 4th quarter vs Southern University (12/6/15)
Most 3FGM	9- 4th quarter vs Idaho (11/28/15)
Most 3FGA	14- 4th quarter vs Idaho (11/28/15) 1st quarter vs Syracuse (3/18/17)
Most FTM	11- 4th quarter vs TCU (2/13/16)
Most FTA	16- 4th quarter vs. Texas Tech (3/2/18)
Turnovers	9- 3rd quarter vs. Nicholls State (12/21/17)



MADISON WISE

So. • F • 6-1 • Greenfield, Ind.

@em_wise10 Notes

- Named Big 12 Freshman of the Week three times last season.
- Tallied her first-career double-double in her first start vs. UMKC with a game-high 15 points and game-high 15 rebounds.
- Rated a five-star prospect by ESPN HoopGurlz and the No. 42 overall prospect.
- Owns Greenfield Central school records in rebounds (1,091) and blocked shots (3 13).
- Was the fifth player in Indiana history to surpass 2,000 career points and 1,000 rebounds.

CAREER HIGHS

- Points:.....21 vs. Oklahoma State (2/10/18)
- FG:.....8 vs. Oklahoma State (2/10/18)
- FGA:.....13 twice (Last at Texas Tech (1/13/18))
- 3FG:.....5 twice (Last vs. Oklahoma State (2/10/18))
- 3FGA:.....7 vs. Oklahoma State (2/10/18)
- FT:.....7 vs. UMKC (11/20/17)
- FTA:.....10 vs. UMKC (11/20/17)
- OReb:.....4 at Texas Tech (1/13/18)
- DReb:.....12 vs. UMKC (11/20/17)
- Reb:.....15 vs. UMKC (11/20/17)
- PF:.....3 at Vanderbilt (12/2/17)
- Assists:.....4 vs. K-State (1/10/18)
- TO:.....4 vs. UMKC (11/20/17)
- Blocks:.....3 vs. Texas Tech (2/17/18)
- Steals:.....3 vs. Niagara (11/9/18)
- Min:.....38 vs. Texas (2/24/18)

⇒ WISE'S CAREER STATISTICS

Year	GP-GS	Total		3-Point			Rebounds										
		Min/Avg	FG-FGA	Pct	FG-FGA	Pct	FT-FTA	Pct	Off-Def	Tot	Avg	PF-FO	Ast	TO	Blk	Stl	Pts/Avg
2017-18	31-28	854/27.5	97-232	.418	48-116	.414	29-45	.644	33-106	139	4.5	46-1	34	45	15	13	271/8.7
2018-19	2-2	58/29.0	7-16	.438	3-10	.300	3-4	.750	0-6	6	3.0	3-0	0	2	0	3	20/10.0
TOTAL	33-30	912/27.6	104-248	.419	51-126	.405	32-49	.653	33-112	145	4.4	49-1	34	47	15	16	291/8.8



RAE JOHNSON

So. • G • 5-7 • Albertville, Minn.

@raejohnson Notes

- Averaged 3.6 points, 1.5 rebounds and 1.5 assists in 31 games played last season.
- Rated the top prospect in the state of Minnesota.
- Broke the school's all-time scoring record with 1,730 career points and set the record for three-pointers in a game, with eight. She also sits second in school history in assists.

CAREER HIGHS

- Points:.....14 vs. UC Riverside (12/17/17)
- FG:.....5 vs. UC Riverside (12/17/17)
- FGA:.....10 vs. Baylor (1/17/18)
- 3FG:.....4 vs. UC Riverside (12/17/17)
- 3FGA:.....6 twice (Last vs. Baylor (1/17/18))
- FT:.....4 vs. South Dakota (11/10/17)
- FTA:.....4 vs. South Dakota (11/10/17)
- OReb:.....N/A
- DReb:.....2 twice (Last vs. UMKC (11/20/17))
- Reb:.....2 at UNI (11/14/17)
- PF:.....3 twice (Last at UNI (11/14/17))
- Assists:.....9 vs. UC Riverside (12/17/17)
- TO:.....5 vs. UMKC (11/20/17)
- Blocks:.....1 twice (Last vs. UMKC (11/20/17))
- Steals:.....5 vs. UC Riverside (12/17/17)
- Min:.....33 vs. South Dakota (11/10/17)

⇒ JOHNSON'S CAREER STATISTICS

Year	GP-GS	Total		3-Point			Rebounds										
		Min/Avg	FG-FGA	Pct	FG-FGA	Pct	FT-FTA	Pct	Off-Def	Tot	Avg	PF-FO	Ast	TO	Blk	Stl	Pts/Avg
2017-18	31-4	602/19.4	34-125	.272	25-95	.263	19-24	.792	1-46	47	1.5	61-1	48	41	9	21	112/3.6
2018-19	2-0	39/19.5	1-4	.250	1-4	.250	0-0	.000	0-7	7	3.5	4-0	14	4	0	2	3/1.5
TOTAL	33-4	641/19.4	35-129	.271	26-99	.263	19-24	.792	1-53	54	1.6	65-1	62	45	9	23	115/3.5



NIA WASHINGTON
Jr. • G • 5-7 • Stafford, Va.

@ndub_10 Notes

- Named to the Academic All-Big 12 First Team in 2017-2018.
- Competed in 48 career games for the Cyclones.
- Totaled 18.0 points per contest en route to snagging the Conference Player of the Year award and earning a spot on the all-conference and all-state first team in her junior campaign.
- Competed with Riverdale Baptist in Upper Marlboro, Maryland, in her senior year, which is one of the top private high schools in the nation.
- A McDonald's All-America nominee her senior year.

CAREER HIGHS

- Points:**..... 9 twice (Last vs. Arkansas State (11/27/16))
- FG:**3 three times (Last at UNI (11/14/17))
- FGA:**6 vs. Savannah State (11/22/16)
- 3FG:** 3 twice (Last vs. Arkansas State (11/27/16))
- 3FGA:**..... 5 vs. Arkansas State (11/27/16)
- FT:**4 vs. Baylor (2/1/17)
- FTA:**4 vs. Baylor (2/1/17)
- OReb:**..... 1 vs. Delaware State (12/18/16)
- DReb:**.....2 twice (Last vs. Delaware State (12/18/16))
- Reb:**3 vs. Delaware State (12/18/16)
- PF:** 5 vs. Arkansas State (11/27/16)
- Assists:**.....4 twice (Last vs. NCCU (12/10/17))
- TO:**3 three times (Last vs. Texas (1/27/18))
- Blocks:** N/A
- Steals:** 2 at UNI (11/14/17)
- Min:** 19 three times (Last at Texas (1/27/18))

⇨ **WASHINGTON'S CAREER STATISTICS**

Year	GP-GS	Min/Avg	Total		3-Point		FT-FTA	Rebounds				PF-FO	Ast	TO	Blk	Stl	Pts/Avg
			FG-FGA	Pct	FG-FGA	Pct		Pct	Off-Def	Tot	Avg						
2016-17	23-0	183/8.0	15-47	.319	8-24	.333	8-10	.800	2-12	14	0.6	32-1	14	14	0	5	46/2.0
2017-18	25-0	175/7.0	8-29	.276	6-17	.353	4-6	.667	1-8	9	0.4	20-0	19	21	0	7	26/1.0
2018-19	1-0	10/10.0	0-0	.000	0-0	.000	2-2	1.000	0-2	2	2.0	0-0	1	1	0	0	2/2.0



JADE THURMON
Jr. • G • 5-8 • Lancaster, Texas

@JadeEssence_ Notes

- Competed for two seasons at Kilgore College and was selected as an NJCAA First-Team All-American, WBCA All-American and an All-Conference and All-Region honoree.
- Led the nation in scoring in 2017-18 at the JUCO level, averaging 23.3 points while tacking on 6.8 rebounds and 4.7 assists per game.

CAREER HIGHS

- Points:**..... 5 vs. Niagara (11/9/18)
- FG:**2 vs. Niagara (11/9/18)
- FGA:** 2 vs. Niagara (11/9/18)
- 3FG:** 1 vs. Niagara (11/9/18)
- 3FGA:**..... 1 vs. Niagara (11/9/18)
- FT:** N/A
- FTA:** N/A
- OReb:**..... N/A
- DReb:**..... 1 vs. Niagara (11/9/18)
- Reb:** 1 vs. Niagara (11/9/18)
- PF:** 2 vs. Niagara (11/9/18)
- Assists:**.....2 vs. Niagara (11/9/18)
- TO:** 1 vs. Niagara (11/9/18)
- Blocks:** N/A
- Steals:** N/A
- Min:**10 vs. Niagara (11/9/18)

⇨ **THURMON'S CAREER STATISTICS**

Year	GP-GS	Min/Avg	Total		3-Point		FT-FTA	Rebounds				PF-FO	Ast	TO	Blk	Stl	Pts/Avg
			FG-FGA	Pct	FG-FGA	Pct		Pct	Off-Def	Tot	Avg						
2018-19	1-0	10/10.0	2-2	1.000	1-1	1.000	0-0	.000	0-1	1	1.0	2-0	2	1	0	0	5/5.0
TOTAL	1-0	10/10.0	2-2	1.000	1-1	1.000	0-0	.000	0-1	1	1.0	2-0	2	1	0	0	5/5.0



ADRIANA CAMBER

Jr. • F • 5-10 • Lund, Sweden

@CamberAdriana Notes

- Named to the Academic All-Big 12 First Team in 2017-2018.
- Netted six points off 3-of-4 shooting in her debut for the Cyclones.
- Was a member of the Nordic Championship national team in 2013 and 2014 and was named an All-Star.
- Earned All-Star status four times in the Swedish Championship (2012, 2013, 2014, 2016), and won the championship in 2016.
- Was rated a five-star prospect by Blue Star Europe.

CAREER HIGHS

- Points:**.....21 vs. Kansas State (2/3/18)
- FG:**.....8 vs. Kansas State (2/3/18)
- FGA:**.....16 vs. Kansas State (2/3/18)
- 3FG:**.....5 vs. Kansas State (2/3/18)
- 3FGA:**.....12 vs. Kansas State (2/3/18)
- FT:**.....1 three times (Last at UNI (11/14/17))
- FTA:**.....2 three times (Last at UNI (11/14/17))
- OReb:**.....4 vs. UMKC (11/20/17)
- DReb:**.....7 twice (Last at WVU (1/7/18))
- Reb:**.....9 vs. Kansas (12/28/17)
- PF:**.....5 vs. Oklahoma (12/31/17)
- Assists:**.....3 vs. Drake (11/30/17)
- TO:**.....4 vs. Kansas State (2/3/18)
- Blocks:**.....2 vs. Northern Illinois (12/11/16)
- Steals:**.....2 at UNI (11/14/17)
- Min:**.....38 at Kansas (2/27/18)

⇨ CAMBER'S CAREER STATISTICS

Year	GP-GS	Total			3-Point			Rebounds										Pts/Avg
		Min/Avg	FG-FGA	Pct	FG-FGA	Pct	FT-FTA	Pct	Off-Def	Tot	Avg	PF-FO	Ast	TO	Blk	Stl		
2016-17	25-0	187/7.5	23-57	.404	10-29	.345	3-6	.500	4-26	30	1.2	31-0	12	12	9	5	59/2.4	
2017-18	31-26	835/26.9	67-200	.335	50-152	.329	7-14	.500	27-90	117	3.8	58-2	24	25	9	17	191/6.2	
2018-19	2-0	35/17.5	4-9	.444	2-7	.286	2-2	1.000	2-3	5	2.5	5-0	2	2	1	2	12/6.0	
TOTAL	58-26	1057/18.2	94-266	.353	62-188	.330	12-22	.545	33-119	152	2.6	94-2	38	39	19	24	262/4.5	



LAUREN MILLS

RFr. • F/C • 6-2 • Hobart, Tasmania, Australia

Lauren Mills Notes

- Sat out the 2017-18 season, and will compete for the Cyclones as a freshman this season.
- Competed on development teams in her native Australia, representing Tasmania in the U14 through U18 Basketball Championships.
- Has competed at the highest levels in netball in Tasmania over the last several years.
- Is a native of Hobart, Tasmania, Australia and is expected to redshirt the 2017-18 season after joining the Cyclones in late December.

CAREER HIGHS

- Points:**.....4 vs. Niagara (11/9/18)
- FG:**.....1 vs. Niagara (11/9/18)
- FGA:**.....N/A
- 3FG:**.....N/A
- 3FGA:**.....N/A
- FT:**.....2 vs. Niagara (11/9/18)
- FTA:**.....2 vs. Niagara (11/9/18)
- OReb:**.....N/A
- DReb:**.....N/A
- Reb:**.....N/A
- PF:**.....N/A
- Assists:**.....N/A
- TO:**.....N/A
- Blocks:**.....N/A
- Steals:**.....N/A
- Min:**.....5 vs. Niagara (11/9/18)

⇨ MILLS'S CAREER STATISTICS

Year	GP-GS	Total			3-Point			Rebounds										Pts/Avg
		Min/Avg	FG-FGA	Pct	FG-FGA	Pct	FT-FTA	Pct	Off-Def	Tot	Avg	PF-FO	Ast	TO	Blk	Stl		
2018-19	1-0	5/5.0	1-1	1.000	0-0	.000	2-2	1.000	0-0	0	0.0	0-0	0	0	0	0	4/4.0	
TOTAL	1-0	5/5.0	1-1	1.000	0-0	.000	2-2	1.000	0-0	0	0.0	0-0	0	0	0	0	4/4.0	



INÉS NEZERWA

Sr. • F • 6-3 • Bujumbura, Burundi

@ines_nezerwa Notes

- Spent the 2017-18 season at Jacksonville College in Jacksonville, Texas.
- Compiled 18.0 points, 10.5 rebounds and 2.6 assists per game, while shooting 51.7 percent from the floor at Jacksonville College
- Earned NJCAA All-Conference honors and was named an NJCAA All-American in 2017-18. She was also named the NJCAA Region XIV Academic team.

CAREER HIGHS

- Points: 14 vs. Niagara (11/9/18)
- FG: 5 vs. Niagara (11/9/18)
- FGA: 9 vs. Niagara (11/9/18)
- 3FG: N/A
- 3FGA: N/A
- FT: 4 vs. Niagara (11/9/18)
- FTA: 6 vs. Niagara (11/9/18)
- OReb: 3 vs. Niagara (11/9/18)
- DReb: 2 vs. Northern Illinois (11/11/18)
- Reb: 5 twice (Last vs. Northern Illinois (11/11/18))
- PF: 3 vs. Niagara (11/9/18)
- Assists: 2 vs. Niagara (11/9/18)
- TO: 2 twice (Last vs. Northern Illinois (11/11/18))
- Blocks: 3 vs. Northern Illinois (11/11/18)
- Steals: N/A
- Min: 17 vs. Niagara (11/9/18)

⇒ NEZERWA'S CAREER STATISTICS

Year	GP-GS	Total			3-Point			Rebounds			PF	Ast	TO	Blk	Stl	Pts/Avg	
		Min/Avg	FG-FGA	Pct	FG-FGA	Pct	FT-FTA	Pct	Off-Def	Tot							Avg
2018-19	2-0	25/12.5	7-14	.500	0-0	.000	5-9	.556	5-5	10	5.0	3-0	3	4	3	0	19/9.5
TOTAL	2-0	25/12.5	7-14	.500	0-0	.000	5-9	.556	5-5	10	5.0	3-0	3	4	3	0	19/9.5



BRIDGET CARLETON

Sr. • G • 6-1 • Chatham, Ontario, Canada

@bridgetcarleton Notes

- Named Honorable Mention All American by the AP. First Cyclone since 2014 to earn the honor.
- Unanimous selection to the All-Big 12 First-Team in 2016-17 and 2017-18 and was the only freshman to earn honorable mention All-Big 12 in 2015-16.
- Joins Kalani Brown & Brooke McCarty as the only Big 12 players to earn unanimous First-Team honors the last two years. Both have won Big 12 Player of the Year.
- Named to the Cheryl Miller Award Watchlist and was a finalist last season.
- Has won a total of 10 Big 12 Player of the Week honors, which ranks first in school history and eighth in Big 12 history.
- Was named Big 12 Freshman of the Week five times, tying the school record.
- Netted 39 points at No. 19 OSU in 2017-18, which ties for third in school history for points in a single game.
- Named to the Academic All-Big 12 First Team in 2017-2018.
- Ranks third in school history in career free throw percentage. Netted 42-straight free throws before missing one against TTU, which is 18th all-time in the NCAA record book.
- Member of the Canadian Senior Women's National Team.

CAREER HIGHS

- Points: 39 at Oklahoma State (1/24/18)
- FG: 16 at Oklahoma State (1/24/18)
- FGA: 27 vs. TCU (1/15/17)
- 3FG: 6 vs. UAPB (12/13/15)
- 3FGA: 15 vs. Drake (11/20/16)
- FT: 12 vs. Texas Tech (3/2/18)
- FTA: 13 vs. Texas Tech (3/2/18)
- OReb: 5 vs. TCU (2/13/16)
- DReb: 14 vs. TCU (2/13/16)
- Reb: 19 vs. TCU (2/13/16)
- PF: 5 five times (Last at WVU (1/7/18))
- Assists: 7 twice (Last vs. Niagara (11/9/18))
- TO: 7 vs. Kansas (12/28/17)
- Blocks: 5 vs. UMKC (11/20/17)
- Steals: 5 twice (Last vs. WVU (1/20/18))
- Min: 42 twice (Last vs. Mississippi State (12/3/16))

⇒ CARLETON'S CAREER STATISTICS

Year	GP-GS	Total			3-Point			Rebounds			PF	Ast	TO	Blk	Stl	Pts/Avg	
		Min/Avg	FG-FGA	Pct	FG-FGA	Pct	FT-FTA	Pct	Off-Def	Tot							Avg
2015-16	27-25	912/33.8	103-306	.337	55-167	.329	62-77	.805	46-136	182	6.7	54-1	47	44	21	25	323/12.0
2016-17	31-30	1019/32.9	155-392	.395	63-185	.341	92-98	.939	52-124	176	5.7	74-3	56	63	31	38	465/15.0
2017-18	31-31	1118/36.1	201-520	.387	65-197	.330	127-154	.825	42-161	203	6.5	77-3	106	96	29	69	594/19.2
2018-19	2-2	69/34.5	12-27	.444	4-10	.400	7-8	.875	4-24	28	14.0	4-0	13	5	5	3	35/17.5
TOTAL	91-88	3118/34.3	471-1245	.378	187-559	.335	288-337	.855	144-445	589	6.5	209-7	222	208	86	135	1417/15.6



MADDIE FREDERICK

Fr. • G • 6-0 • Tipp City, Ohio

@Mfreddd23 Notes

- Will redshirt the 2018-19 season, and compete for the Cyclones in 2019-20 as a freshman.
- Named Ohio Player of the Year in her senior campaign as well as First-Team All-Ohio.
- A Gatorade Player of the Year nominee and a top-150 prospect on ProspectsNation.com.

CAREER HIGHS

- Points:.....N/A
- FG:.....N/A
- FGA:.....N/A
- 3FG:.....N/A
- 3FGA:.....N/A
- FT:.....N/A
- FTA:.....N/A
- OREb:.....N/A
- DREb:.....N/A
- REb:.....N/A
- PF:.....N/A
- Assists:.....N/A
- TO:.....N/A
- Blocks:.....N/A
- Steals:.....N/A
- Min:.....N/A

⇒ FREDERICK'S CAREER STATISTICS

Year	GP-GS	3-Point		Rebounds			FT-FTA	Pct	Off-Def	Tot	Avg	PF-FO	Ast	TO	Blk	Stl	Pts/Avg
		Min/Avg	FG-FGA	Pct	FG-FGA	Pct											
2017-18																	
TOTAL																	



ASHLEY JOENS

Fr. • G • 6-0 • Iowa City, Iowa

@ashleyjoens Notes


- Captain of USA Basketball's U18 FIBA Americas Women's Championship team that won a Gold Medal.
- Served at the team's second-leading scorer, averaging 10.7 points, 4.5 rebounds, 2.2 assist and 1.3 steals.
- Rated a five-star prospects on all major recruiting websites, and was ranked No. 19 overall by ESPN, and is the highest-rated recruit to sign with the Cyclones.
- Named Miss Iowa Basketball and Iowa's Gatorade Player of the Year and earned an invite to the Jordan Brand Classic game.

CAREER HIGHS

- Points:.....16 vs. Niagara (11/9/18)
- FG:.....6 vs. Niagara (11/9/18)
- FGA:.....11 vs. Niagara (11/9/18)
- 3FG:.....4 vs. Niagara (11/9/18)
- 3FGA:.....9 vs. Niagara (11/9/18)
- FT:.....0 vs. Niagara (11/9/18)
- FTA:.....3 vs. Niagara (11/9/18)
- OREb:.....2 vs. Niagara (11/9/18)
- DREb:.....1 vs. Niagara (11/9/18)
- REb:.....3 vs. Niagara (11/9/18)
- PF:.....1 vs. Niagara (11/9/18)
- Assists:.....N/A
- TO:.....N/A
- Blocks:.....N/A
- Steals:.....N/A
- Min:.....22 vs. Niagara (11/9/18)

⇒ JOENS'S CAREER STATISTICS

Year	GP-GS	Min/Avg	Total		3-Point		FT-FTA	Pct	Off-Def	Tot	Avg	PF-FO	Ast	TO	Blk	Stl	Pts/Avg
			FG-FGA	Pct	FG-FGA	Pct											
2018-19	2-2	47/23.5	8-17	.471	4-13	.308	1-5	.200	3-6	9	4.5	3-0	0	3	0	0	21/10.5
TOTAL	2-2	47/23.5	8-17	.471	4-13	.308	1-5	.200	3-6	9	4.5	3-0	0	3	0	0	21/10.5



KRISTIN SCOTT

So. • C • 6-3 • Kasson, Minn.

@Kristin_Scott Notes

- Grabbed her first-career double-double against UMKC with 13 points and 14 rebounds.
- Averaged a double-double in her senior campaign with 24.3 points and 12.2 rebounds per game.
- Holds the school record for the most points by any Kasson-Mantorville student-athlete, male or female, with 2,253 career points.
- Also the career rebound leader and blocked a school record 433 shots.
- Rated the top prospect in the state of Minnesota.

CAREER HIGHS

Points:..... 19 vs. NCCU (12/10/17)
 FG:..... 7 twice (Last vs. Northern Illinois (11/11/18))
 FGA:..... 12 vs. Northern Illinois (11/11/18)
 3FG:..... 1 twice (Last at UNI (11/14/17))
 3FGA:..... 2 twice (Last vs. UMKC (11/20/17))
 FT:..... 4 twice (Last vs. UC Riverside (12/17/17))
 FTA:..... 6 twice (Last vs. UC Riverside (12/17/17))
 OReb:..... 5 three times (Last at WVU (1/7/18))
 DReb:..... 11 vs. UMKC (11/20/17)
 Reb:..... 14 vs. UMKC (11/20/17)
 PF:..... 3 vs. UMKC (11/20/17)
 Assists:..... 1 twice (Last vs. Texas (2/24/18))
 TO:..... 2 at Vanderbilt (12/2/17)
 Blocks:..... 3 twice (Last vs. NCCU (12/10/17))
 Steals:..... 2 twice (Last vs. NCCU (12/10/17))
 Min:..... 30 at UNI (11/14/17)

⇒ SCOTT'S CAREER STATISTICS

Year	GP-GS	Min/Avg	Total		3-Point			FT-FTA	Rebounds							Pts/Avg	
			FG-FGA	Pct	FG-FGA	Pct	Pct		Pct	Off-Def	Tot	Avg	PF-FO	Ast	TO		Blk
2017-18	30-4	513/17.1	55-146	.377	7-48	.146	26-40	.650	50-106	156	5.2	36-0	9	23	20	11	143/4.8
2018-19	2-0	45/22.5	10-16	.625	1-1	1.000	3-4	.750	4-10	14	7.0	1-0	0	0	5	1	24/12.0
TOTAL	32-4	558/17.4	65-162	.401	8-49	.163	29-44	.659	54-116	170	5.3	37-0	9	23	25	12	167/5.2



MORGAN KANE

Fr. • F • 6-3 • West Jordan, Utah

Morgan Kane Notes

- Will redshirt the 2018-19 season, and compete for the Cyclones in 2019-20 as a freshman.
- Named Utah's 6A Player of the Year in her senior campaign and also earned First-Team All-State honors and was named Riverton's Outstanding Female Athlete of the Year
- Rated a top-150 prospect on ProspectsNation.com.
- Co-founder of the non-profit organization Pawsitive Pawsibilities which raises money for people with disabilities to own service dogs.

CAREER HIGHS

Points:..... N/A
 FG:..... N/A
 FGA:..... N/A
 3FG:..... N/A
 3FGA:..... N/A
 FT:..... N/A
 FTA:..... N/A
 OReb:..... N/A
 DReb:..... N/A
 Reb:..... N/A
 PF:..... N/A
 Assists:..... N/A
 TO:..... N/A
 Blocks:..... N/A
 Steals:..... N/A
 Min:..... N/A

⇒ KANE'S CAREER STATISTICS

Year	GP-GS	Min/Avg	Total		3-Point			FT-FTA	Rebounds							Pts/Avg		
			FG-FGA	Pct	FG-FGA	Pct	Pct		Pct	Off-Def	Tot	Avg	PF-FO	Ast	TO		Blk	Stl
2017-18																		
TOTAL																		



MEREDITH BURKHALL

Sr. • F • 6-3 • Urbandale, Iowa

@MereBurkhal32 Notes

- Named to the Academic All-Big 12 First Team in 2017-2018.
- Earned her first Big 12 Freshman of the Week award after two double-figure scoring games vs. UNI and Southern.
- Started her first two career games as a Cyclone.
- Averaged 16.0 points throughout her high school career at Roosevelt and grabbed school records in points (1,422) and rebounds (755).
- She averaged a double-double her senior year with 20.4 points and 11.4 rebounds.
- Rated the top prospect out of the state of Iowa and was 45th nationally on ProspectsNation.com.

CAREER HIGHS

Points:.....20 twice (Last vs. Kansas State (2/3/18))
 FG:.....9 twice (Last vs. NCCU (12/10/17))
 FGA:.....16 vs. Baylor (2/20/16)
 3FG:.....1 twice (Last vs. Kansas State (2/3/18))
 3FGA:.....2 vs. Baylor (1/23/16)
 FT:.....6 vs. Arkansas State (11/27/16)
 FTA:.....7 vs. Arkansas State (11/27/16)
 OReb:.....8 vs. Sacred Heart (12/21/16)
 DReb:.....10 twice (Last vs. Kansas State (2/3/18))
 Reb:.....13 vs. Kansas State (2/3/18)
 PF:.....5 three times (Last vs. Baylor (2/1/17))
 Assists:.....1 twice (Last vs. Oklahoma (1/30/16))
 TO:.....3 twice (Last vs. Texas Tech (3/4/16))
 Blocks:.....5 vs. Alcorn State (12/20/15)
 Steals:.....3 vs. UAPB (12/13/15)
 Min:.....36 at Texas Tech (1/17/15)

⇒BURKHALL'S CAREER STATISTICS

Year	GP-GS	Min/Avg	Total			3-Point		FT-FTA	Rebounds							Pts/Avg	
			FG-FGA	Pct	FG-FGA	Pct	Pct		Off-Def	Tot	Avg	PF-FO	Ast	TO	Blk		Stl
2015-16	30-18	679/22.6	106-244	.434	1-6	.167	39-61	.639	51-86	137	4.6	65-1	11	28	22	18	252/8.4
2016-17	31-28	734/23.7	106-235	.451	5-17	.294	32-39	.821	62-111	173	5.6	85-2	11	24	30	18	249/8.0
2017-18	31-22	606/19.5	78-173	.451	3-13	.231	37-48	.771	65-80	145	4.7	69-1	19	31	18	13	196/6.3
2018-19	2-2	22/11.0	4-6	.667	0-0	.000	0-0	.000	3-3	6	3.0	2-0	2	1	1	2	8/4.0



ALEXA MIDDLETON

RSr. • G • 5-9 • Murfreesboro, Tenn.

@AMid33 Notes

- Transferred from Tennessee, and sat out the 2017-18 season, and will have one year of eligibility remaining.
- Spent three seasons at Tennessee and competed in 97 games for the Lady Vols. Compiled 18 starts while averaging 4.9 points, 1.7 rebounds and 1.6 assists per game.
- In her junior campaign, she led the Lady Vols with 42 3-pointers, while shooting at a team best 38.9 per cent clip.

CAREER HIGHS

Points:.....29 vs. Troy (12/21/16)
 FG:.....9 vs. Vanderbilt (1/22/17)
 FGA:.....18 vs. Vanderbilt (1/22/17)
 3FG:.....7 vs. Troy (12/21/16)
 3FGA:.....10 vs. Troy (12/21/16)
 FT:.....5 vs. Alabama (2/19/15)
 FTA:.....6 vs. James Madison (11/11/16)
 OReb:.....4 vs. St. Francis (12/3/14)
 DReb:.....5 Three times
 Reb:.....7 vs. St. Francis (12/3/14)
 PF:.....5 at Missouri (1/4/16)
 Assists:.....11, twice
 TO:.....5 vs. Troy (12/21/16)
 Blocks:.....2 vs. Arkansas (2/19/17)
 Steals:.....5 at James Madison (11/11/16)
 Min:.....40 vs. Florida (2/23/17)

⇒MIDDLETON'S CAREER STATISTICS

Year	GP-GS	Min/Avg	Total			3-Point		FT-FTA	Rebounds							Pts/Avg	
			FG-FGA	Pct	FG-FGA	Pct	Pct		Off-Def	Tot	Avg	PF-FO	Ast	TO	Blk		Stl
2014-15	36-3	483/13.4	12-42	.366	12-42	.286	20-28	.714	18-37	55	1.5	39-0	49	40	1	26	138/3.8
2015-16	29-2	346/11.9	32-84	.381	9-35	.257	14-18	.778	14-20	34	5.7	22-1	41	37	0	17	87/3.0
2016-17	32-13	816/25.5	94-238	.394	42-108	.389	42-108	.389	5-69	74	6.5	44-0	64	59	7	30	253/7.9
2018-19	2-2	35/17.5	5-10	.500	0-1	.000	2-5	.400	0-3	3	1.5	1-0	5	6	0	0	12/6.0
TOTAL	99-20	1679/16.9	184-477	.385	63-186	.338	59-81	.728	37-129	166	6.3	106-1	159	142	8	73	490/4.9

RADIO/TV CHART



1 • Madison Wise
6-1 - So. - F
Greenfield, Ind.
Greenfield Central



4 • Rae Johnson
5-7 - So. - G
Albertville, Minn.
St. Michael Albertville



10 • Nia Washington
NEE-YAH
5-7 - Jr. - G
Stafford, Va.
Riverdale Baptist



11 • Jade Thurmon
5-8 - Jr. - G
Lancaster, Texas
Hutchinson CC



13 • Adriana Camber
CAME-burr
5-10 - Jr. - F
Lund, Sweden
Katedralskolan Lund




14 • Lauren Mills
6-2 - RFr. - F/C
Hobart, Tasmania, Australia
Rosney College




15 • Inés Nezerwa
6-3 - Sr. - F
Bujumbura, Burundi
Jacksonville College



21 • Bridget Carleton
6-1 - Sr. - G
Chatham, Ontario, Canada
John McGregor Secondary




23 • Maddie Frederick
6-0 - Fr. - G
Tipp City, Ohio
Tippecanoe HS



24 • Ashley Joens
6-0 - Fr. - G
Iowa City, Iowa
City HS



25 • Kristin Scott
6-3 - So. - C
Kasson, Minn.
Kasson-Mantorville



31 • Morgan Kane
6-3 - Fr. - F
West Jordan, Utah
Riverton HS



32 • Meredith Burkhall
6-3 - Sr. - F
Urbandale, Iowa
Roosevelt



33 • Alexa Middleton
5-9 - RSr. - G
Murfreesboro, Tenn.
Tennessee



Bill Fennelly
FEN-lee
Head Coach
23rd Season at ISU
William Penn '79



Jodi Steyer
STY-er
Associate Head Coach
17th Season at ISU
Colorado State '89



Latoja Schaben
la-TOY-ah
Assistant Coach
22nd Season at ISU
Toledo '94




Billy Fennelly
FEN-lee
Assistant Coach
Ninth Season at ISU
Iowa State '07



Josh Carper
Director of Basketball
Operations
11th Season at ISU
Iowa State '07



Cassandra Baier
Strength and Conditioning/
Women's Basketball
Third Season at ISU
Slippery Rock '07



Eddie Praley
Coordinator of Video Ops
First Season at ISU



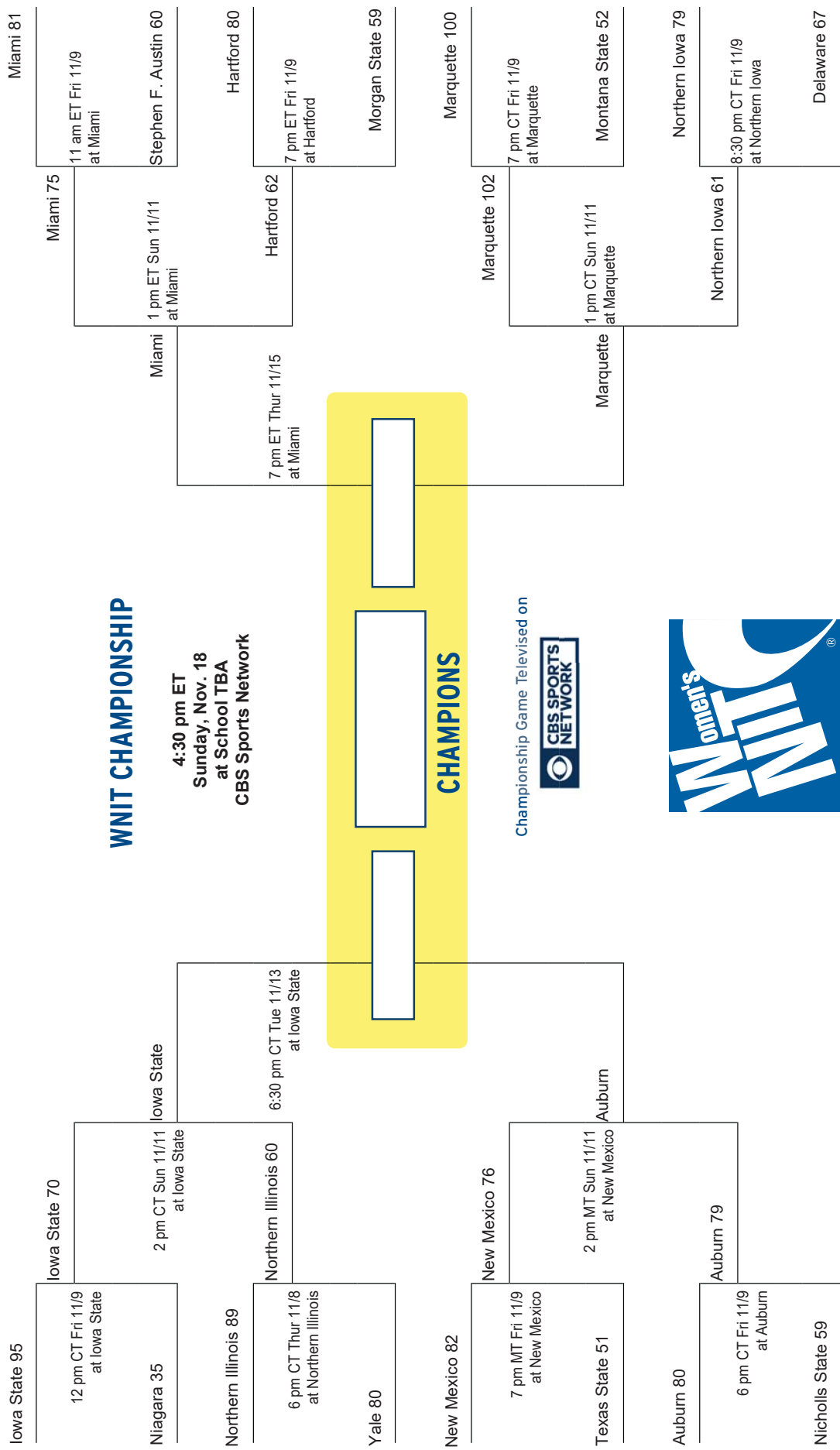
Produced by

PRESEASON WNIT BRACKET

2018 Women's National Invitation Tournament



Round 1 Nov. 8/9	Round 2 Nov. 11	Semifinals Nov. 15	Round 2 Nov. 11	Round 1 Nov. 9
----------------------------	---------------------------	------------------------------	---------------------------	--------------------------



All game times are according to host school's time zone.

THE STAT CREW SYSTEM
Iowa State Combined Team Statistics (as of Nov 11, 2018)
All games

RECORD:	OVERALL	HOME	AWAY	NEUTRAL
ALL GAMES	2-0	2-0	0-0	0-0
CONFERENCE	0-0	0-0	0-0	0-0
NON-CONFERENCE	2-0	2-0	0-0	0-0

#	Player	gp-gs	min	avg	Total		3-Point		F-Throw		Rebounds				pf	dq	a	to	blk	stl	pts	avg
					fg-fga	fg%	3fg-fga	3fg%	ft-fta	ft%	off	def	tot	avg								
21	Carleton, Bridget	2-2	69	34.5	12-27	.444	4-10	.400	7-8	.875	4	24	28	14.0	4	0	13	5	5	3	35	17.5
25	Scott, Kristin	2-0	45	22.5	10-16	.625	1-1	1.000	3-4	.750	4	10	14	7.0	1	0	0	0	5	1	24	12.0
24	Joens, Ashley	2-2	47	23.5	8-17	.471	4-13	.308	1-5	.200	3	6	9	4.5	3	0	0	3	0	0	21	10.5
01	Wise, Madison	2-2	58	29.0	7-16	.438	3-10	.300	3-4	.750	0	6	6	3.0	3	0	0	2	0	3	20	10.0
15	Nezerwa, Ines	2-0	25	12.5	7-14	.500	0-0	.000	5-9	.556	5	5	10	5.0	3	0	3	4	3	0	19	9.5
33	Middleton, Alexa	2-2	35	17.5	5-10	.500	0-1	.000	2-5	.400	0	3	3	1.5	1	0	5	6	0	0	12	6.0
13	Camber, Adriana	2-0	35	17.5	4-9	.444	2-7	.286	2-2	1.000	2	3	5	2.5	5	0	2	2	1	2	12	6.0
11	Thurmon, Jade	1-0	10	10.0	2-2	1.000	1-1	1.000	0-0	.000	0	1	1	1.0	2	0	2	1	0	0	5	5.0
14	Mills, Lauren	1-0	5	5.0	1-1	1.000	0-0	.000	2-2	1.000	0	0	0	0.0	0	0	0	0	0	0	4	4.0
32	Burkhal, Meredith	2-2	22	11.0	4-6	.667	0-0	.000	0-0	.000	3	3	6	3.0	2	0	2	1	1	2	8	4.0
10	Washington, Nia	1-0	10	10.0	0-0	.000	0-0	.000	2-2	1.000	0	2	2	2.0	0	0	1	1	0	0	2	2.0
04	Johnson, Rae	2-0	39	19.5	1-4	.250	1-4	.250	0-0	.000	0	7	7	3.5	4	0	14	4	0	2	3	1.5
Team											0	7	7									
Total.....		2	400		61-122	.500	16-47	.340	27-41	.659	21	77	98	49.0	28	0	42	29	15	13	165	82.5
Opponents.....		2	400		38-140	.271	12-53	.226	7-17	.412	30	46	76	38.0	42	2	15	30	3	17	95	47.5

TEAM STATISTICS	ISU	OPP	Date	Opponent	Score	Att.
SCORING	165	95	11-09-18	NIAGARA	w 95-35	9293
Points per game	82.5	47.5	1	11-11-18	NORTHERN ILLINOIS	w 70-60
Scoring margin	+35.0	-	* - Conference game			
FIELD GOALS-ATT	61-122	38-140				
Field goal pct	.500	.271				
3 POINT FG-ATT	16-47	12-53				
3-point FG pct	.340	.226				
3-pt FG made per game	8.0	6.0				
FREE THROWS-ATT	27-41	7-17				
Free throw pct	.659	.412				
F-Throws made per game	13.5	3.5				
REBOUNDS	98	76				
Rebounds per game	49.0	38.0				
Rebounding margin	+11.0	-				
ASSISTS	42	15				
Assists per game	21.0	7.5				
TURNOVERS	29	30				
Turnovers per game	14.5	15.0				
Turnover margin	+0.5	-				
Assist/turnover ratio	1.4	0.5				
STEALS	13	17				
Steals per game	6.5	8.5				
BLOCKS	15	3				
Blocks per game	7.5	1.5				
ATTENDANCE	18559	0				
Home games-Avg/Game	2-9280	0-0				
Neutral site-Avg/Game	-	0-0				

Score by Periods	1st	2nd	3rd	4th	Totals
Iowa State	51	39	41	34	165
Opponents	19	22	28	26	95

THE STAT CREW SYSTEM
Iowa State Team Game-by-Game Comparison (as of Nov 11, 2018)
All games

Opponent	1st	2nd	Score	Mar	Total FG	FG Pct	3-Pointers	3FG Pct	Free Throws	FT Pct	Rebounds	Assist	T/Over	Block	Steal	Fouls	
NIAGARA	49/12	46/23	95-35	+60	31-57/14-62	.544/.226	9-23/5-23	.391/.217	24-34/2-6	.706/.333	46/31	+15	24/8	13/20	5/3	10/8	13/28
NORTHERN ILLINOIS	41/29	29/31	70-60	+10	30-65/24-78	.462/.308	7-24/7-30	.292/.233	3-7/5-11	.429/.455	52/45	+7	18/7	16/10	10/0	3/9	15/14

Note: Game totals are displayed in the format TEAM/OPPONENT for each category

THE STAT CREW SYSTEM
Iowa State Points-Rebounds-Assists (as of Nov 11, 2018)
All games

Opponent	Date	Score		01	04	10	11	13	14	15
				WISE,MADIS	JOHNSON,RA	WASHINGTON	THURMON,JA	CAMBER,ADR	MILLS,LAUR	NEZERWA,IN
NIAGARA	11-09-18	95-35	w	8-0-0	3-4-7	2-2-1	5-1-2	7-3-1	4-0-0	14-5-2
NORTHERN ILLINOIS	11-11-18	70-60	w	12-6-0	0-3-7	DNP	DNP	5-2-1	DNP	5-5-1

Opponent	Date	Score		21	24	25	32	33
				CARLETON,B	JOENS,ASHL	SCOTT,KRIS	BURKHALL,M	MIDDLETON,
NIAGARA	11-09-18	95-35	w	14-15-7	16-3-0	9-7-0	6-2-1	7-1-3
NORTHERN ILLINOIS	11-11-18	70-60	w	21-13-6	5-6-0	15-7-0	2-4-1	5-2-2

THE STAT CREW SYSTEM
Iowa State Team Game-by-Game (as of Nov 11, 2018)
All games

TEAM STATISTICS

Opponent	Date	Score		Total		3-Pointers		Free throws		Rebounds				pf	a	t/o	blk	stl	pts	avg
				fg-fga	pct	3fg-fga	pct	ft-fta	pct	off	def	tot	avg							
NIAGARA	11-09-18	95-35	W	31-57	.544	9-23	.391	24-34	.706	12	34	46	46.0	13	24	13	5	10	95	95.0
NORTHERN ILLINOIS	11-11-18	70-60	W	30-65	.462	7-24	.292	3-7	.429	9	43	52	49.0	15	18	16	10	3	70	82.5
Iowa State		165		61-122	.500	16-47	.340	27-41	.659	21	77	98	49.0	28	42	29	15	13	165	82.5
Opponents		95		38-140	.271	12-53	.226	7-17	.412	30	46	76	38.0	42	15	30	3	17	95	47.5

Games played: 2
Points/game: 82.5
FG Pct: 50.0
3FG Pct: 34.0
FT Pct: 65.9

Rebounds/game: 49.0
Assists/game: 21.0
Turnovers/game: 14.5
Assist/turnover ratio: 1.4
Steals/game: 6.5
Blocks/game: 7.5

2018-19 Auburn Women's Basketball
Auburn Combined Team Statistics (as of Nov 11, 2018)
All games

RECORD:	OVERALL	HOME	AWAY	NEUTRAL
ALL GAMES	3-0	2-0	1-0	0-0
CONFERENCE	0-0	0-0	0-0	0-0
NON-CONFERENCE	3-0	2-0	1-0	0-0

##	Player	gp-gs	min	avg	Total		3-Point		F-Throw		Rebounds				pf	dq	a	to	blk	stl	pts	avg		
					fg-fga	fg%	3fg-fga	3fg%	ft-fta	ft%	off	def	tot	avg										
33	Janiah McKay	3-3	98	32.7	17-32	.531	3-5	.600	12-14	.857	1	9	10	3.3	9	0	23	5	2	9	49	16.3		
00	Daisa Alexander	3-3	94	31.3	19-42	.452	3-15	.200	6-9	.667	6	11	17	5.7	5	0	4	6	0	5	47	15.7		
20	Unique Thompson	3-3	86	28.7	15-28	.536	0-0	.000	9-13	.692	12	30	42	14.0	9	0	2	9	5	6	39	13.0		
05	Emari Jones	3-3	83	27.7	13-38	.342	5-22	.227	2-2	1.000	7	11	18	6.0	4	0	8	11	1	5	33	11.0		
23	Crystal Primm	3-3	81	27.0	13-24	.542	0-2	.000	7-7	1.000	8	6	14	4.7	9	1	5	8	0	6	33	11.0		
01	Robyn Benton	3-0	60	20.0	11-24	.458	4-12	.333	1-2	.500	0	3	3	1.0	5	0	4	3	2	4	27	9.0		
04	Abigayle Jackson	3-0	30	10.0	5-6	.833	0-0	.000	2-2	1.000	7	4	11	3.7	6	0	2	3	1	0	12	4.0		
24	Erin Howard	3-0	42	14.0	3-10	.300	2-7	.286	2-2	1.000	2	4	6	2.0	4	0	2	1	2	4	10	3.3		
10	Kiyae' White	3-0	24	8.0	2-6	.333	0-0	.000	1-2	.500	3	2	5	1.7	2	0	4	2	0	0	5	1.7		
35	Natalie Kelly	1-0	3	3.0	0-0	.000	0-0	.000	1-2	.500	1	0	1	1.0	0	0	0	3	0	0	1	1.0		
Team											4	9	13											
Total.....		3	601		98-210	.467	17-63	.270	43-55	.782	51	89	140	46.7	53	1	54	51	13	39	256	85.3		
Opponents.....		3	600		59-174	.339	24-76	.316	41-55	.745	32	61	93	31.0	52	-	43	60	2	28	183	61.0		

TEAM STATISTICS	AU	OPP	Date	Opponent	Score	Att.
SCORING	256	183	11/06/18	GRAMBLING STATE	w 97-48	1657
Points per game	85.3	61.0	^ 11/09/18	NICHOLLS	w 80-59	2316
Scoring margin	+24.3	-	11/11/18	at New Mexico	w 79-76	4419
FIELD GOALS-ATT	98-210	59-174	* = Conference game			
Field goal pct	.467	.339	^ = Preseason WNIT			
3 POINT FG-ATT	17-63	24-76				
3-point FG pct	.270	.316				
3-pt FG made per game	5.7	8.0				
FREE THROWS-ATT	43-55	41-55				
Free throw pct	.782	.745				
F-Throws made per game	14.3	13.7				
REBOUNDS	140	93				
Rebounds per game	46.7	31.0				
Rebounding margin	+15.7	-				
ASSISTS	54	43				
Assists per game	18.0	14.3				
TURNOVERS	51	60				
Turnovers per game	17.0	20.0				
Turnover margin	+3.0	-				
Assist/turnover ratio	1.1	0.7				
STEALS	39	28				
Steals per game	13.0	9.3				
BLOCKS	13	2				
Blocks per game	4.3	0.7				
ATTENDANCE	3973	4419				
Home games-Avg/Game	2-1986	1-4419				
Neutral site-Avg/Game	-	0-0				

Score by Periods	1st	2nd	3rd	4th	Totals
Auburn	69	48	72	67	256
Opponents	41	38	56	48	183

BOX SCORES

Official Basketball Box Score -- Game Totals -- Final Statistics
 Niagara vs Iowa State
 11-09-18 12:05 p.m. at Hilton Coliseum - Ames, Iowa

Niagara 35 • 0-2

#	Player	Total			3-Ptr			Rebounds			PF	TP	A	TO	Blk	Stl	Min
		FG-FGA	FG-FGA	FT-FTA	FG-FGA	FG-FGA	FT-FTA	Off	Def	Tot							
04	Moore, Jai	5-21	2-6	0-0	1	2	3	3	12	0	3	0	1	25			
11	Bryant, Kharysma	1-7	0-2	1-2	2	1	3	3	3	1	5	0	22				
21	McIntyre, Maggie	4-9	3-7	0-0	0	0	0	1	11	3	3	0	1	30			
24	Baughman, Morgan	1-3	0-2	0-0	1	0	1	3	2	0	0	0	1	12			
33	Davidson, Dagny	1-3	0-0	0-0	2	3	5	5	2	0	2	0	0	20			
00	Pepic, Valentina	0-2	0-0	0-0	0	1	1	1	0	0	1	1	0	10			
01	Edwards, Jordan	0-5	0-3	1-2	0	0	0	3	1	3	0	0	0	22			
10	Yelle, Maddy	0-3	0-1	0-0	1	0	1	1	0	0	0	0	2	11			
12	Ekpeta, Emerald	1-6	0-0	0-0	5	7	12	1	2	1	1	1	2	30			
15	Gathers, Adlia	1-1	0-0	0-0	1	1	2	5	2	0	2	1	1	9			
20	Haar, Ally	0-2	0-2	0-0	0	1	1	2	0	0	2	0	0	8			
23	Grimshaw, Kyra	0-0	0-0	0-2	0	0	0	0	0	0	0	0	0	1			
	Team				1	1	2		1								
Totals		14-62	5-23	2-6	14	17	31	28	35	8	20	3	8	200			
1st - FG %:		2-14	14.3%	2nd: 3-14	21.4%	3rd: 5-16	31.3%	4th: 4-18	22.2%	Game: 14-62	22.6%	Deadball					
3FG %:		0-5	0.0%	1-2	50.0%	2-7	28.6%	2-9	22.2%	5-23	21.7%	Rebounds					
FT %:		0-0	0.0%	1-2	50.0%	0-0	0.0%	1-4	25.0%	2-6	33.3%	3					

Iowa State 95 • 1-0

#	Player	Total			3-Ptr			Rebounds			PF	TP	A	TO	Blk	Stl	Min
		FG-FGA	FG-FGA	FT-FTA	FG-FGA	FG-FGA	FT-FTA	Off	Def	Tot							
01	Wise, Madison	2-5	1-4	3-4	0	0	0	1	8	0	1	0	3	22			
21	Carleton, Bridget	3-10	1-3	7-8	4	11	15	1	14	7	2	1	2	29			
24	Joens, Ashley	6-11	4-9	0-3	2	1	3	1	16	0	0	0	2	22			
32	Burkhall, Meredith	3-4	0-0	0-0	0	2	2	0	6	1	0	0	1	14			
33	Middleton, Alexa	3-4	0-0	1-3	0	1	1	1	7	3	3	0	0	18			
04	Johnson, Rae	1-4	1-4	0-0	0	4	4	1	3	7	1	0	2	16			
10	Washington, Nia	0-0	0-0	2-2	0	2	2	0	2	1	1	0	0	10			
11	Thurmon, Jade	2-2	1-1	0-0	0	1	1	2	5	2	1	0	0	10			
13	Camber, Adriana	2-3	1-2	2-2	2	1	3	3	7	1	2	1	1	16			
14	Mills, Lauren	1-1	0-0	2-2	0	0	0	0	4	0	0	0	0	5			
15	Nezerwa, Ines	5-9	0-0	4-6	3	2	5	3	14	2	2	0	0	17			
25	Scott, Kristin	3-4	0-0	3-4	1	6	7	0	9	0	0	3	1	21			
	Team				0	3	3										
Totals		31-57	9-23	24-34	12	34	46	13	95	24	13	5	10	200			
1st - FG %:		9-15	60.0%	2nd: 10-18	55.6%	3rd: 4-13	30.8%	4th: 8-11	72.7%	Game: 31-57	54.4%	Deadball					
3FG %:		4-7	57.1%	2-8	25.0%	1-5	20.0%	2-3	66.7%	9-23	39.1%	Rebounds					
FT %:		5-8	62.5%	0-1	0.0%	12-17	70.6%	7-8	87.5%	24-34	70.6%	7,1					

Officials: Chris Cooper, Ann Schroeder, Kelly Ternes
 Technical fouls: Niagara-None. Iowa State-None.

Attendance: 9293

Preseason WNIT - Round 1

Fouled Out: Niagra: #15 Gathers @6:05 (4); #33 Davidson @4:14 (4)

Score by periods	1st	2nd	3rd	4th	Total
Niagara	4	8	12	11	35
Iowa State	27	22	21	25	95

Last FG - NIAW 4th-01:09, ISU 4th-01:25.
 Largest lead - NIAW None, ISU by 61 4th-01:25.
 NIAW led for 00:00, ISU led for 39:54. Game was tied for 00:06.

Points	In	Off	2nd	Fast	Bench
NIAW	12	8	5	4	5
ISU	44	32	13	14	44

Score tied - 0 times.
 Lead changed - 0 times.

Official Basketball Box Score -- Game Totals -- Final Statistics
 Northern Illinois vs Iowa State
 11-11-18 2:05 p.m. at Hilton Coliseum - Ames, Iowa

Northern Illinois 60 • 1-1

#	Player	Total			3-Ptr			Rebounds			PF	TP	A	TO	Blk	Stl	Min
		FG-FGA	FG-FGA	FT-FTA	FG-FGA	FG-FGA	FT-FTA	Off	Def	Tot							
04	WOODS, Courtney	4-11	0-4	2-3	0	10	10	3	10	0	2	0	3	26			
12	BLACKWELL, Riley	3-10	1-4	0-0	4	5	9	0	7	0	0	0	0	20			
21	VOIGT, Mikayla	5-14	2-7	0-1	0	0	0	0	12	0	0	0	0	39			
23	STARKS, Myia	1-9	0-0	0-1	0	1	1	0	2	3	4	0	0	26			
34	MAY, Ally	2-4	0-0	0-2	4	3	7	0	4	0	1	0	0	28			
01	HODGES, Errin	3-8	1-2	3-4	4	5	9	3	10	2	1	0	3	22			
03	NIKITINAITE, Gabby	4-10	2-4	0-0	0	1	1	2	10	1	0	0	1	11			
05	SALMI, Ninni	0-0	0-0	0-0	0	1	1	0	0	0	0	0	0	1			
14	BRANDON, Mikayla	0-1	0-1	0-0	1	0	1	4	0	0	1	0	1	6			
20	POISSON, Janae	2-10	1-8	0-0	0	0	0	2	5	1	1	0	1	14			
24	CASTRO, Paulina	0-0	0-0	0-0	0	0	0	0	0	0	0	0	0	1			
32	WOOLLACOTT, Abby	0-1	0-0	0-0	1	1	2	0	0	0	0	0	0	6			
	Team				2	2	4										
Totals		24-78	7-30	5-11	16	29	45	14	60	7	10	0	9	200			
1st - FG %:		6-19	31.6%	2nd: 5-20	25.0%	3rd: 7-19	36.8%	4th: 6-20	30.0%	Game: 24-78	30.8%	Deadball					
3FG %:		1-7	14.3%	3-10	30.0%	0-4	0.0%	3-9	33.3%	7-30	23.3%	Rebounds					
FT %:		2-2	100.0%	1-2	50.0%	2-5	40.0%	0-2	0.0%	5-11	45.5%	1					

Iowa State 70 • 2-0

#	Player	Total			3-Ptr			Rebounds			PF	TP	A	TO	Blk	Stl	Min
		FG-FGA	FG-FGA	FT-FTA	FG-FGA	FG-FGA	FT-FTA	Off	Def	Tot							
01	Wise, Madison	5-11	2-6	0-0	0	6	6	2	12	0	1	0	0	36			
21	Carleton, Bridget	9-17	3-7	0-0	0	13	13	3	21	6	3	4	1	40			
24	Joens, Ashley	2-6	0-4	1-2	1	5	6	2	5	0	3	0	0	25			
32	Burkhall, Meredith	1-2	0-0	0-0	3	1	4	2	2	1	1	1	1	8			
33	Middleton, Alexa	2-6	0-1	1-2	0	2	2	0	5	2	3	0	0	17			
04	Johnson, Rae	0-0	0-0	0-0	0	3	3	3	0	7	3	0	0	23			
13	Camber, Adriana	2-6	1-5	0-0	0	2	2	2	5	1	0	0	1	19			
15	Nezerwa, Ines	2-5	0-0	1-3	2	3	5	0	5	1	2	3	0	8			
25	Scott, Kristin	7-12	1-1	0-0	3	4	7	1	15	0	0	2	0	24			
	Team				0	4	4										
Totals		30-65	7-24	3-7	9	43	52	15	70	18	16	10	3	200			
1st - FG %:		11-19	57.9%	2nd: 7-15	46.7%	3rd: 8-17	47.1%	4th: 4-14	28.6%	Game: 30-65	46.2%	Deadball					
3FG %:		2-6	33.3%	1-4	25.0%	3-9	33.3%	1-5	20.0%	7-24	29.2%	Rebounds					
FT %:		0-0	0.0%	2-5	40.0%	1-2	50.0%	0-0	0.0%	3-7	42.9%	1					

Officials: Marty Cook, Travis Jones, Michelle DelDucro
 Technical fouls: Northern Illinois-None. Iowa State-None.

Attendance: 9266

Preseason WNIT - Quarterfinal

Fouled Out: none

Score by periods	1st	2nd	3rd	4th	Total
Northern Illinois	15	14	16	15	60
Iowa State	24	17	20	9	70

Last FG - NIU 4th-00:26, ISU 4th-03:30.
 Largest lead - NIU None, ISU by 18 3rd-01:59.
 NIU led for 00:00, ISU led for 36:37. Game was tied for 01:23.

Points	In	Off	2nd	Fast	Bench
NIU	20	10	13	4	25
ISU	46	12	5	4	25

Score tied - 0 times.
 Lead changed - 0 times.

THE STAT CREW SYSTEM
Iowa State Individual Game-by-Game (as of Nov 11, 2018)
All games

#01 Wise, Madison

Opponent	Date	gs	min	Total		3-Pointers		Free throws		Rebounds				pf	a	t/o	blk	stl	pts	avg
				fg-fga	pct	3fg-fga	pct	ft-fta	pct	off	def	tot	avg							
NIAGARA	11-09-18	*	22	2-5	.400	1-4	.250	3-4	.750	0	0	0	0.0	1	0	1	0	3	8	8.0
NORTHERN ILLINOIS	11-11-18	*	36	5-11	.455	2-6	.333	0-0	.000	0	6	6	3.0	2	0	1	0	0	12	10.0
Totals		2	58	7-16	.438	3-10	.300	3-4	.750	0	6	6	3.0	3	0	2	0	3	20	10.0

Games played: 2
 Minutes/game: 29.0
 Points/game: 10.0
 FG Pct: 43.8
 3FG Pct: 30.0
 FT Pct: 75.0

Rebounds/game: 3.0
 Turnovers/game: 1.0
 Steals/game: 1.5

#04 Johnson, Rae

Opponent	Date	gs	min	Total		3-Pointers		Free throws		Rebounds				pf	a	t/o	blk	stl	pts	avg
				fg-fga	pct	3fg-fga	pct	ft-fta	pct	off	def	tot	avg							
NIAGARA	11-09-18		16	1-4	.250	1-4	.250	0-0	.000	0	4	4	4.0	1	7	1	0	2	3	3.0
NORTHERN ILLINOIS	11-11-18		23	0-0	.000	0-0	.000	0-0	.000	0	3	3	3.5	3	7	3	0	0	0	1.5
Totals		0	39	1-4	.250	1-4	.250	0-0	.000	0	7	7	3.5	4	14	4	0	2	3	1.5

Games played: 2
 Minutes/game: 19.5
 Points/game: 1.5
 FG Pct: 25.0
 3FG Pct: 25.0

Rebounds/game: 3.5
 Assists/game: 7.0
 Turnovers/game: 2.0
 Assist/turnover ratio: 3.5
 Steals/game: 1.0

#10 Washington, Nia

Opponent	Date	gs	min	Total		3-Pointers		Free throws		Rebounds				pf	a	t/o	blk	stl	pts	avg
				fg-fga	pct	3fg-fga	pct	ft-fta	pct	off	def	tot	avg							
NIAGARA	11-09-18		10	0-0	.000	0-0	.000	2-2	1.000	0	2	2	2.0	0	1	1	0	0	2	2.0
Totals		0	10	0-0	.000	0-0	.000	2-2	1.000	0	2	2	2.0	0	1	1	0	0	2	2.0

Games played: 1
 Minutes/game: 10.0
 Points/game: 2.0
 FT Pct: 100.0

Rebounds/game: 2.0
 Assists/game: 1.0
 Turnovers/game: 1.0
 Assist/turnover ratio: 1.0

#11 Thurmon, Jade

Opponent	Date	gs	min	Total		3-Pointers		Free throws		Rebounds				pf	a	t/o	blk	stl	pts	avg
				fg-fga	pct	3fg-fga	pct	ft-fta	pct	off	def	tot	avg							
NIAGARA	11-09-18		10	2-2	1.000	1-1	1.000	0-0	.000	0	1	1	1.0	2	2	1	0	0	5	5.0
Totals		0	10	2-2	1.000	1-1	1.000	0-0	.000	0	1	1	1.0	2	2	1	0	0	5	5.0

Games played: 1
 Minutes/game: 10.0
 Points/game: 5.0
 FG Pct: 100.0
 3FG Pct: 100.0

Rebounds/game: 1.0
 Assists/game: 2.0
 Turnovers/game: 1.0
 Assist/turnover ratio: 2.0

THE STAT CREW SYSTEM
Iowa State Individual Game-by-Game (as of Nov 11, 2018)
All games

#13 Camber, Adriana

Opponent	Date	gs	min	Total		3-Pointers		Free throws		Rebounds				pf	a	t/o	blk	stl	pts	avg
				fg-fga	pct	3fg-fga	pct	ft-fta	pct	off	def	tot	avg							
NIAGARA	11-09-18		16	2-3	.667	1-2	.500	2-2	1.000	2	1	3	3.0	3	1	2	1	1	7	7.0
NORTHERN ILLINOIS	11-11-18		19	2-6	.333	1-5	.200	0-0	.000	0	2	2	2.5	2	1	0	0	1	5	6.0
Totals		0	35	4-9	.444	2-7	.286	2-2	1.000	2	3	5	2.5	5	2	2	1	2	12	6.0

Games played: 2
 Minutes/game: 17.5
 Points/game: 6.0
 FG Pct: 44.4
 3FG Pct: 28.6
 FT Pct: 100.0

Rebounds/game: 2.5
 Assists/game: 1.0
 Turnovers/game: 1.0
 Assist/turnover ratio: 1.0
 Steals/game: 1.0
 Blocks/game: 0.5

#14 Mills, Lauren

Opponent	Date	gs	min	Total		3-Pointers		Free throws		Rebounds				pf	a	t/o	blk	stl	pts	avg
				fg-fga	pct	3fg-fga	pct	ft-fta	pct	off	def	tot	avg							
NIAGARA	11-09-18		5	1-1	1.000	0-0	.000	2-2	1.000	0	0	0	0.0	0	0	0	0	0	4	4.0
Totals		0	5	1-1	1.000	0-0	.000	2-2	1.000	0	0	0	0.0	0	0	0	0	0	4	4.0

Games played: 1
 Minutes/game: 5.0
 Points/game: 4.0
 FG Pct: 100.0
 FT Pct: 100.0

#15 Nezerwa, Ines

Opponent	Date	gs	min	Total		3-Pointers		Free throws		Rebounds				pf	a	t/o	blk	stl	pts	avg
				fg-fga	pct	3fg-fga	pct	ft-fta	pct	off	def	tot	avg							
NIAGARA	11-09-18		17	5-9	.556	0-0	.000	4-6	.667	3	2	5	5.0	3	2	2	0	0	14	14.0
NORTHERN ILLINOIS	11-11-18		8	2-5	.400	0-0	.000	1-3	.333	2	3	5	5.0	0	1	2	3	0	5	9.5
Totals		0	25	7-14	.500	0-0	.000	5-9	.556	5	5	10	5.0	3	3	4	3	0	19	9.5

Games played: 2
 Minutes/game: 12.5
 Points/game: 9.5
 FG Pct: 50.0
 FT Pct: 55.6

Rebounds/game: 5.0
 Assists/game: 1.5
 Turnovers/game: 2.0
 Assist/turnover ratio: 0.8
 Blocks/game: 1.5

#21 Carleton, Bridget

Opponent	Date	gs	min	Total		3-Pointers		Free throws		Rebounds				pf	a	t/o	blk	stl	pts	avg
				fg-fga	pct	3fg-fga	pct	ft-fta	pct	off	def	tot	avg							
NIAGARA	11-09-18	*	29	3-10	.300	1-3	.333	7-8	.875	4	11	15	15.0	1	7	2	1	2	14	14.0
NORTHERN ILLINOIS	11-11-18	*	40	9-17	.529	3-7	.429	0-0	.000	0	13	13	14.0	3	6	3	4	1	21	17.5
Totals		2	69	12-27	.444	4-10	.400	7-8	.875	4	24	28	14.0	4	13	5	5	3	35	17.5

Games played: 2
 Minutes/game: 34.5
 Points/game: 17.5
 FG Pct: 44.4
 3FG Pct: 40.0
 FT Pct: 87.5

Rebounds/game: 14.0
 Assists/game: 6.5
 Turnovers/game: 2.5
 Assist/turnover ratio: 2.6
 Steals/game: 1.5
 Blocks/game: 2.5

THE STAT CREW SYSTEM
Iowa State Individual Game-by-Game (as of Nov 11, 2018)
All games

#24 Joens, Ashley

Opponent	Date	gs	min	Total		3-Pointers		Free throws		Rebounds				pf	a	t/o	blk	stl	pts	avg
				fg-fga	pct	3fg-fga	pct	ft-fta	pct	off	def	tot	avg							
NIAGARA	11-09-18	*	22	6-11	.545	4-9	.444	0-3	.000	2	1	3	3.0	1	0	0	0	0	16	16.0
NORTHERN ILLINOIS	11-11-18	*	25	2-6	.333	0-4	.000	1-2	.500	1	5	6	4.5	2	0	3	0	0	5	10.5
Totals			2	47	8-17	.471	4-13	.308	1-5	.200	3	6	9	4.5	3	0	3	0	21	10.5

Games played: 2
 Minutes/game: 23.5
 Points/game: 10.5
 FG Pct: 47.1
 3FG Pct: 30.8
 FT Pct: 20.0

Rebounds/game: 4.5
 Turnovers/game: 1.5

#25 Scott, Kristin

Opponent	Date	gs	min	Total		3-Pointers		Free throws		Rebounds				pf	a	t/o	blk	stl	pts	avg
				fg-fga	pct	3fg-fga	pct	ft-fta	pct	off	def	tot	avg							
NIAGARA	11-09-18		21	3-4	.750	0-0	.000	3-4	.750	1	6	7	7.0	0	0	0	3	1	9	9.0
NORTHERN ILLINOIS	11-11-18		24	7-12	.583	1-1	1.000	0-0	.000	3	4	7	7.0	1	0	0	2	0	15	12.0
Totals			0	45	10-16	.625	1-1	1.000	3-4	.750	4	10	14	7.0	1	0	5	1	24	12.0

Games played: 2
 Minutes/game: 22.5
 Points/game: 12.0
 FG Pct: 62.5
 3FG Pct: 100.0
 FT Pct: 75.0

Rebounds/game: 7.0
 Steals/game: 0.5
 Blocks/game: 2.5

#32 Burkhall, Meredith

Opponent	Date	gs	min	Total		3-Pointers		Free throws		Rebounds				pf	a	t/o	blk	stl	pts	avg
				fg-fga	pct	3fg-fga	pct	ft-fta	pct	off	def	tot	avg							
NIAGARA	11-09-18	*	14	3-4	.750	0-0	.000	0-0	.000	0	2	2	2.0	0	1	0	0	1	6	6.0
NORTHERN ILLINOIS	11-11-18	*	8	1-2	.500	0-0	.000	0-0	.000	3	1	4	3.0	2	1	1	1	1	2	4.0
Totals			2	22	4-6	.667	0-0	.000	0-0	.000	3	3	6	3.0	2	2	1	2	8	4.0

Games played: 2
 Minutes/game: 11.0
 Points/game: 4.0
 FG Pct: 66.7

Rebounds/game: 3.0
 Assists/game: 1.0
 Turnovers/game: 0.5
 Assist/turnover ratio: 2.0
 Steals/game: 1.0
 Blocks/game: 0.5

#33 Middleton, Alexa

Opponent	Date	gs	min	Total		3-Pointers		Free throws		Rebounds				pf	a	t/o	blk	stl	pts	avg
				fg-fga	pct	3fg-fga	pct	ft-fta	pct	off	def	tot	avg							
NIAGARA	11-09-18	*	18	3-4	.750	0-0	.000	1-3	.333	0	1	1	1.0	1	3	3	0	0	7	7.0
NORTHERN ILLINOIS	11-11-18	*	17	2-6	.333	0-1	.000	1-2	.500	0	2	2	1.5	0	2	3	0	0	5	6.0
Totals			2	35	5-10	.500	0-1	.000	2-5	.400	0	3	3	1.5	1	5	6	0	12	6.0

Games played: 2
 Minutes/game: 17.5
 Points/game: 6.0
 FG Pct: 50.0
 3FG Pct: 0.0
 FT Pct: 40.0

Rebounds/game: 1.5
 Assists/game: 2.5
 Turnovers/game: 3.0
 Assist/turnover ratio: 0.8

THE STAT CREW SYSTEM
Iowa State Individual Game-by-Game (as of Nov 11, 2018)
All games

#TM TEAM

Opponent	Date	gs	min	Total		3-Pointers		Free throws		Rebounds				pf	a	t/o	blk	stl	pts	avg
				fg-fga	pct	3fg-fga	pct	ft-fta	pct	off	def	tot	avg							
NIAGARA	11-09-18	0	0	0-0	.000	0-0	.000	0-0	.000	0	3	3	3.0	0	0	0	0	0	0	0.0
NORTHERN ILLINOIS	11-11-18	0	0	0-0	.000	0-0	.000	0-0	.000	0	4	4	3.5	0	0	0	0	0	0	0.0
Totals		0	0	0-0	.000	0-0	.000	0-0	.000	0	7	7	3.5	0	0	0	0	0	0	0.0

Games played: 2

Rebounds/game: 3.5